

[54] MASSAGER

[76] Inventor: William F. Curran, 85 Dobson Rd., P.O. Box 85, Mars, Pa. 16046

[**] Term: 14 Years

[21] Appl. No.: 589,123

[22] Filed: Mar. 13, 1984

[52] U.S. Cl. D24/40

[58] Field of Search D24/40, 36; 128/57, 128/25 R, 32, 33, 35, 36, 41, 43, 45, 46

[56] References Cited

U.S. PATENT DOCUMENTS

D. 207,142	3/1967	McNair	D24/40
D. 236,287	8/1975	McNair	D24/40
2,003,272	5/1935	Betz	128/59
2,193,882	3/1940	Petersen	128/70
2,384,427	9/1945	Andis	128/57
2,446,098	7/1948	Niblack	128/57
2,512,621	6/1950	Emerson	128/33
2,629,374	2/1953	Acerbi	128/57
2,902,993	9/1959	Wagner	128/36 X
3,044,462	7/1962	Leufvenius	128/46 X
3,297,024	1/1967	Robinson	128/38

3,799,154	3/1974	Knop	128/33 X
3,854,474	12/1974	Carruth	128/33
3,998,218	12/1976	Lane et al.	128/70
4,127,116	11/1978	Pannetier	128/57
4,190,043	2/1980	Thompson	128/33

FOREIGN PATENT DOCUMENTS

2947277 5/1981 Fed. Rep. of Germany .

Primary Examiner—A. Hugo Word
Assistant Examiner—Stella M. Reid
Attorney, Agent, or Firm—Arnold B. Silverman

[57] CLAIM

The ornamental design for a massager, substantially as shown and described.

DESCRIPTION

FIG. 1 is a perspective view of a massager showing my new design;
FIG. 2 is a top plan view thereof;
FIG. 3 is a front elevational view thereof;
FIG. 4 is a right side elevational view thereof;
FIG. 5 is a left side elevational view thereof;
FIG. 6 is a rear elevational view thereof; and
FIG. 7 is a bottom plan view thereof.

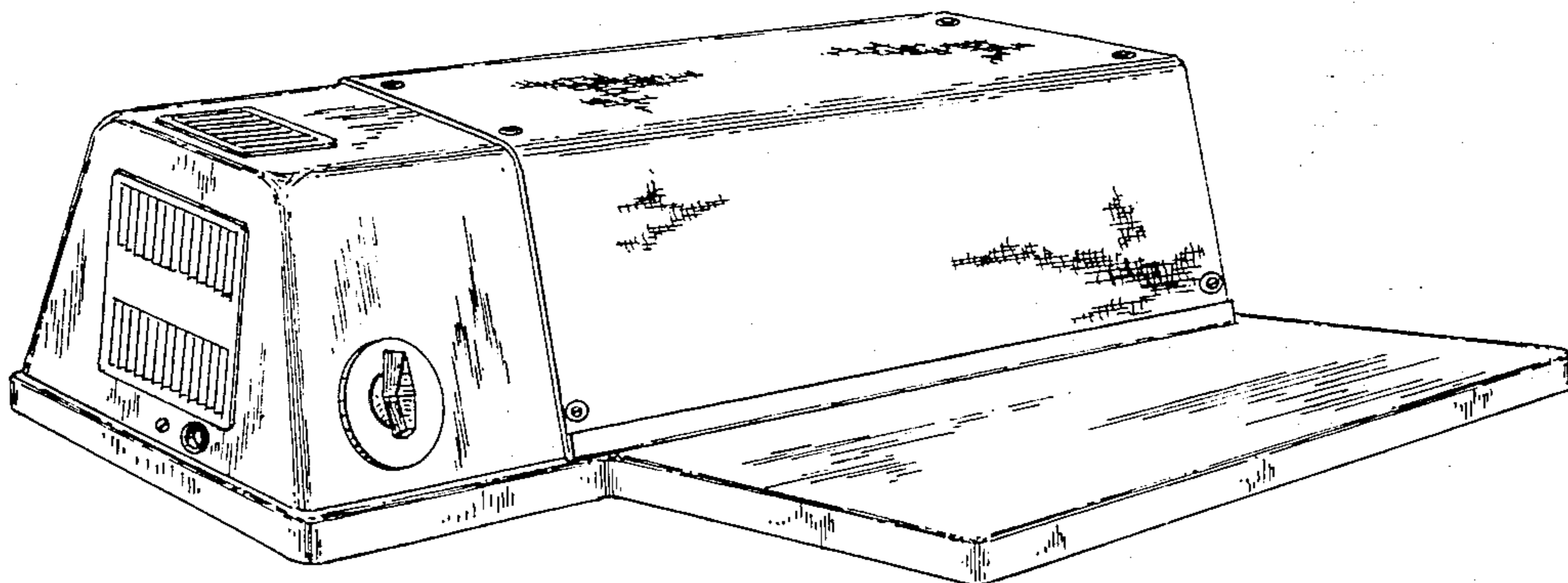


Fig. 1.

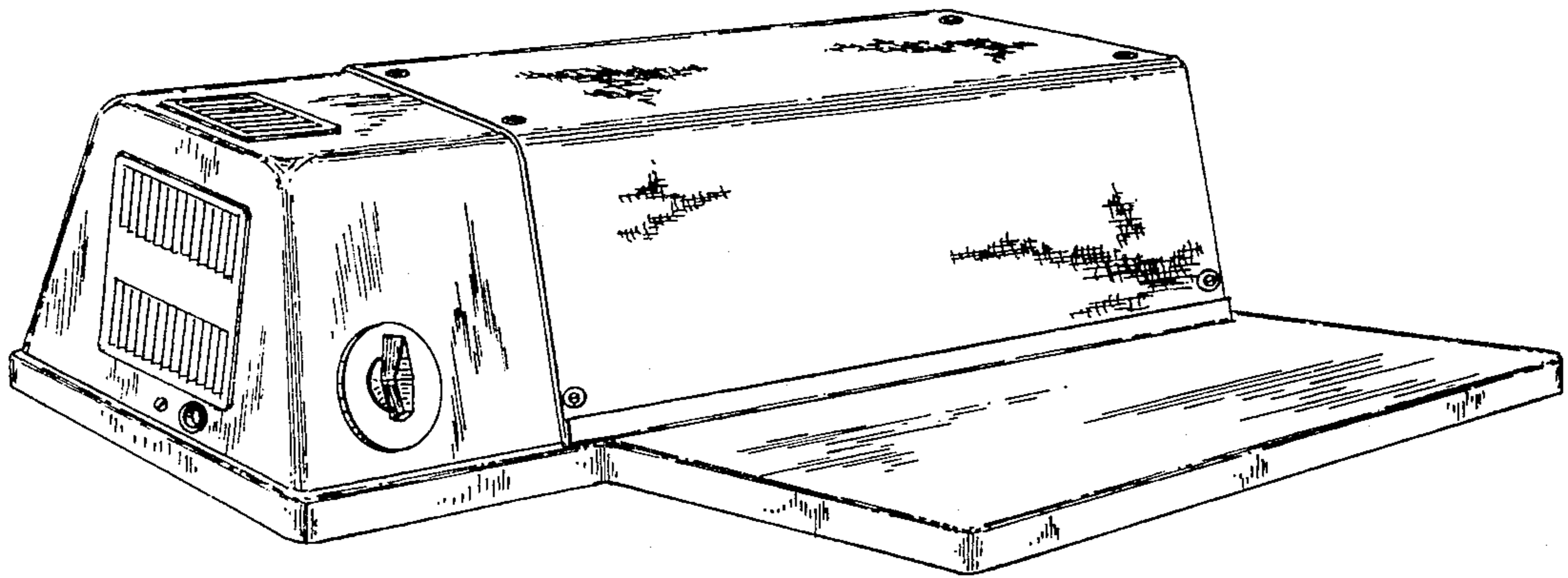


Fig. 2.

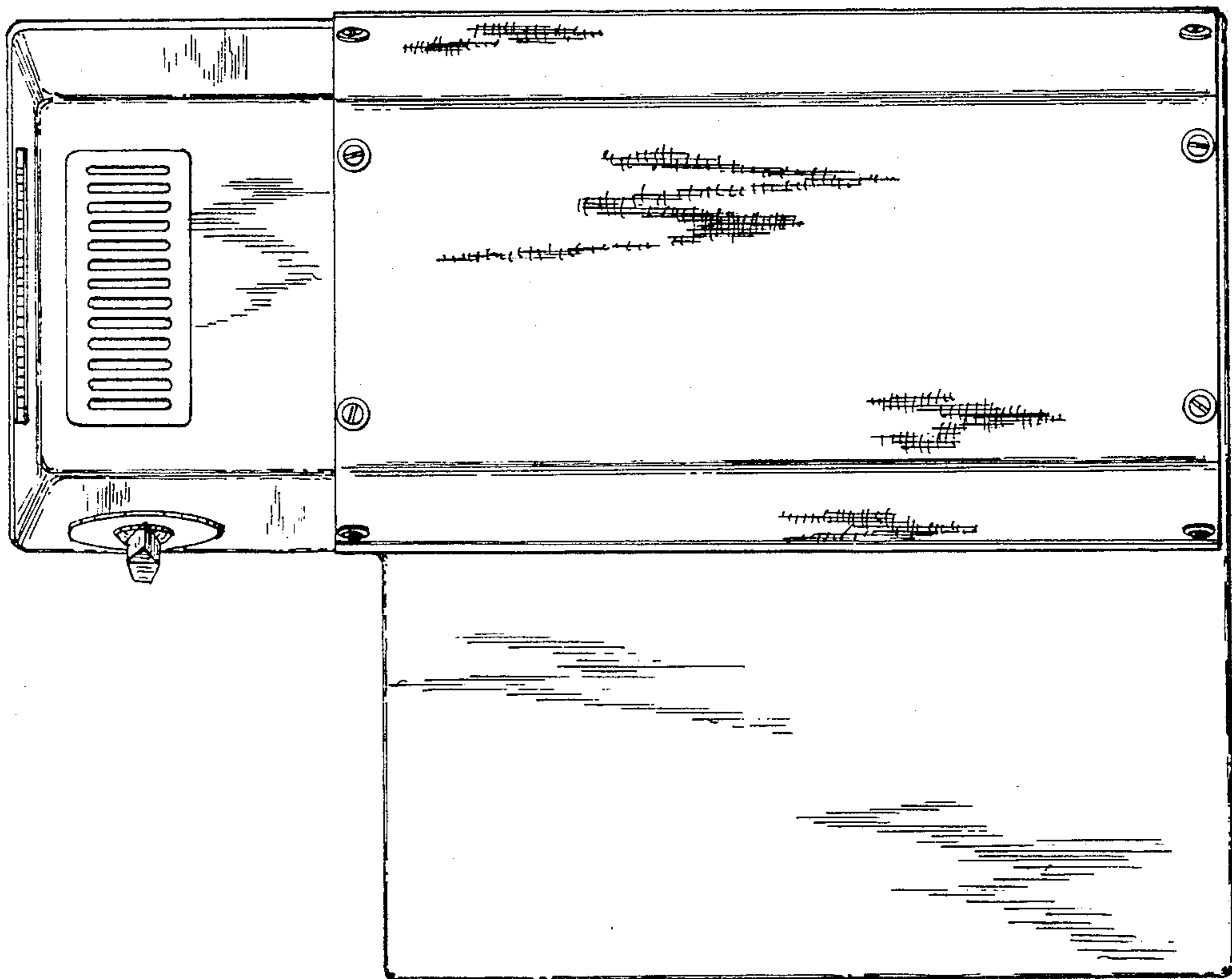


Fig. 3.




Fig. 4.

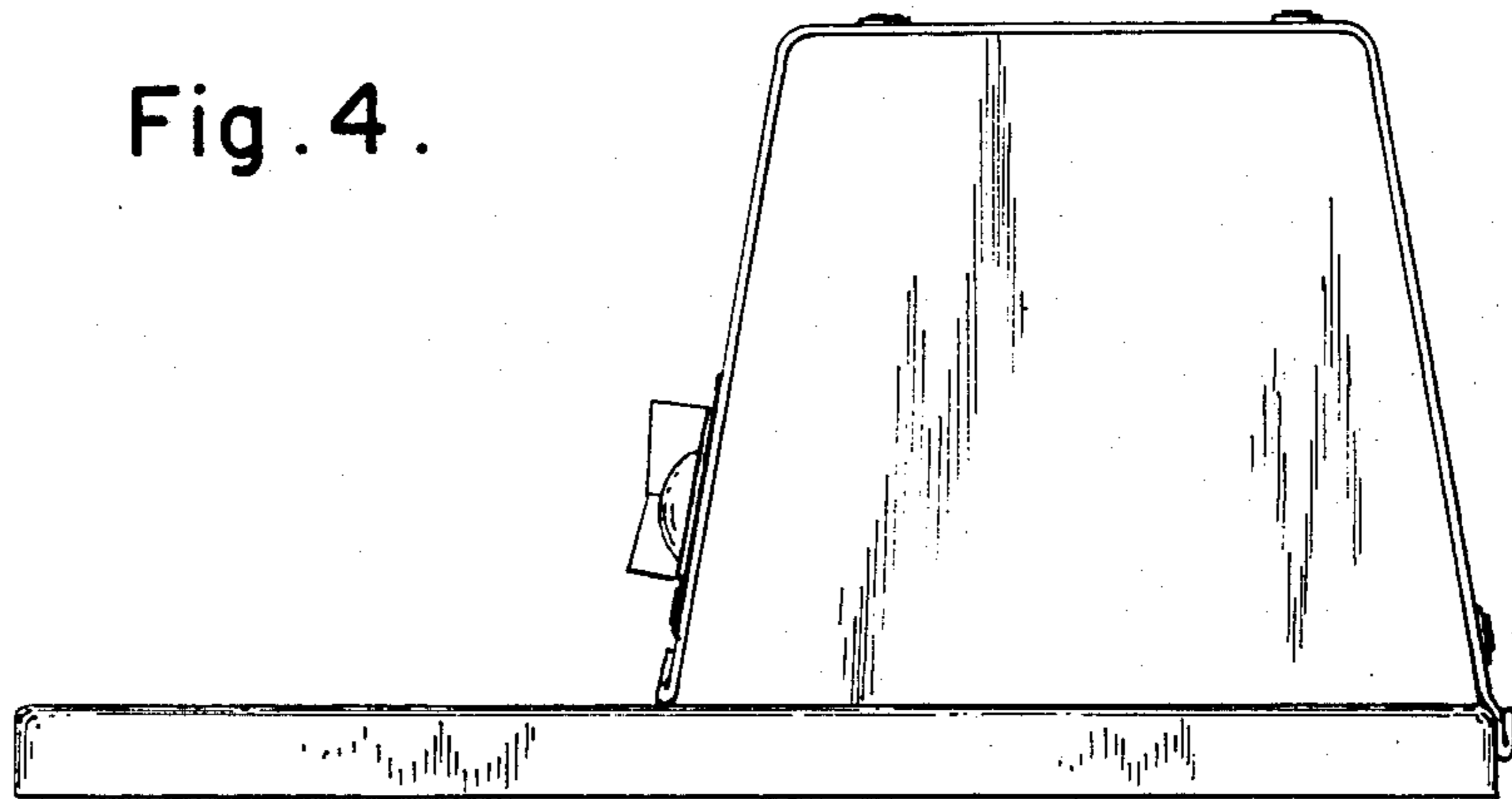


Fig. 5.

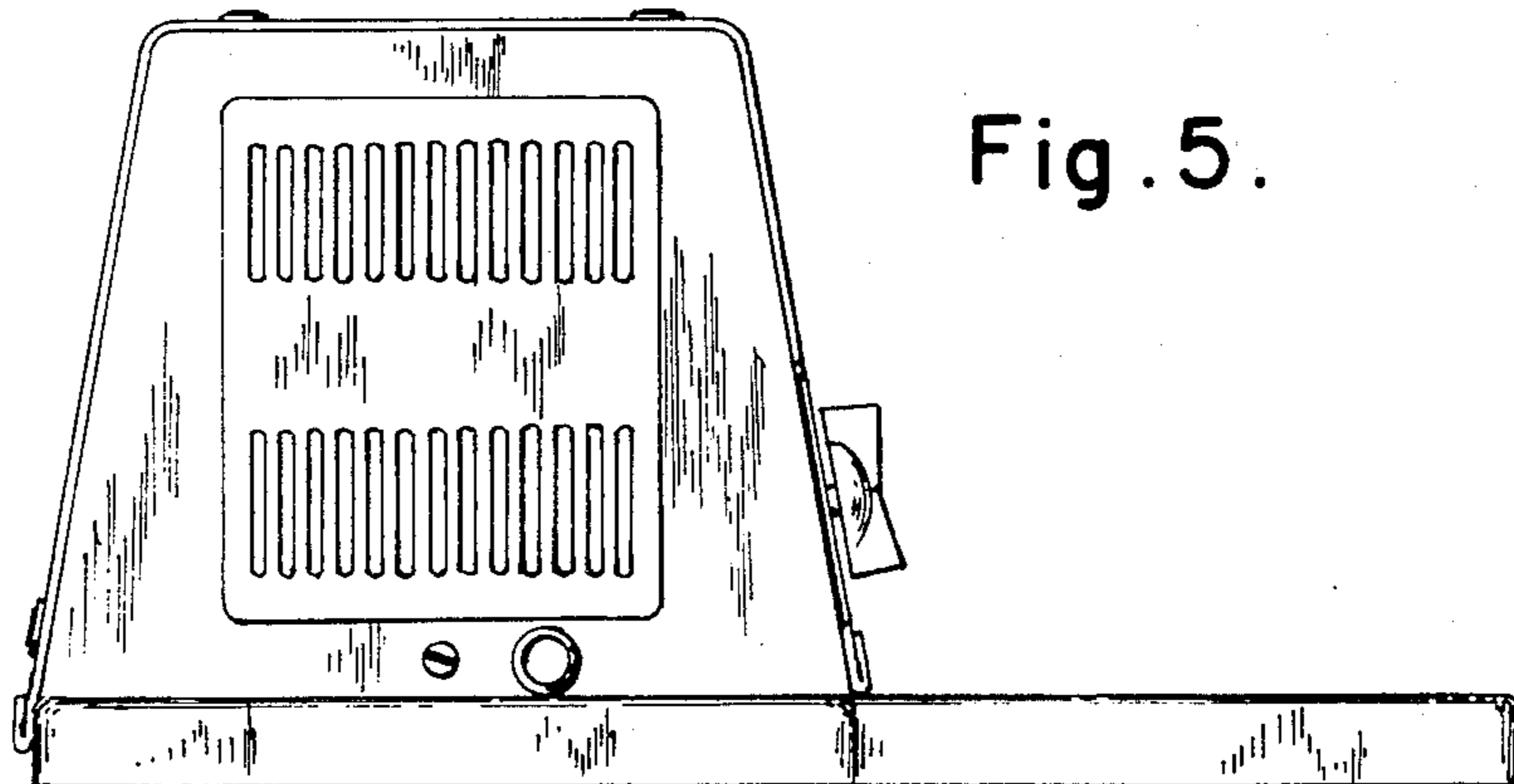


Fig. 6.




Fig. 7.

