

[54] COMBINED VEHICLE WARNING LIGHT AND REFLECTOR THEREFORE

[75] Inventors: Steven R. Akiyama, Park Forest; Edward S. Stanuch, Oak Forest, both of Ill.

[73] Assignee: Federal Signal Corporation, Oak Brook, Ill.

[**] Term: 14 Years

[21] Appl. No.: 678,111

[22] Filed: Dec. 4, 1984

Related U.S. Application Data

- [62] Division of Ser. No. 318,125, Nov. 4, 1981, abandoned.
- [52] U.S. Cl. D10/114; D26/28
- [58] Field of Search D26/28, 36, 24; 361/61, 361/83, 72, 227, 235, 296, 267, 297, 341, 347, 348, 349; D10/114; 340/81, 84, 87, 90, 114 B, 114 R, 118

[56] References Cited

U.S. PATENT DOCUMENTS

- D. 191,681 10/1961 Chase D10/114
- 2,665,373 1/1954 Rashke 362/349

- 2,891,235 6/1959 Halport 340/81 R X
- 2,905,925 9/1959 Whiteneck 340/84
- 3,351,904 11/1967 Noruk 340/87 X
- 3,431,408 3/1969 Roosevelt 362/61
- 3,504,334 3/1970 Bailey D10/114 X
- 3,697,738 10/1972 Decker et al. 340/81 R X

OTHER PUBLICATIONS

Unity Automotive & Safety Lighting Catalog C-143 1978, p. 7, Beacon #26.

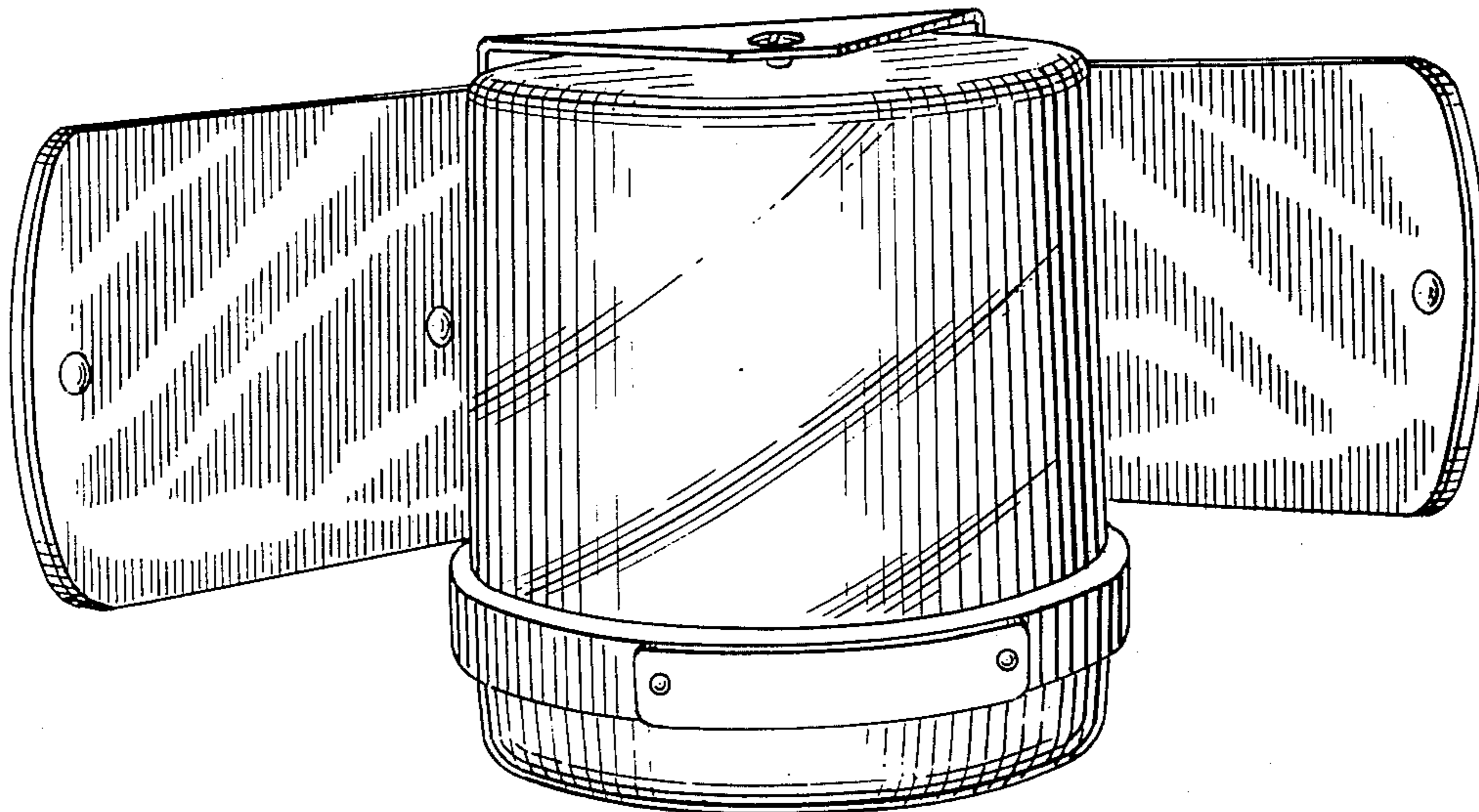
Primary Examiner—Susan J. Lucas
Attorney, Agent, or Firm—Charles F. Pigott, Jr.

[57] CLAIM

The ornamental design for a combined vehicle warning light and reflector therefore, as shown and described.

DESCRIPTION

FIG. 1 is a front perspective view of the combined vehicle warning light and reflector therefor showing our new design;
 FIG. 2 is a front perspective view of the reflector, the warning light being omitted for purposes of disclosure;
 FIG. 3 is a rear elevational view of the combined light and reflector; and
 FIG. 4 is a side elevational view of the combined light and reflector.



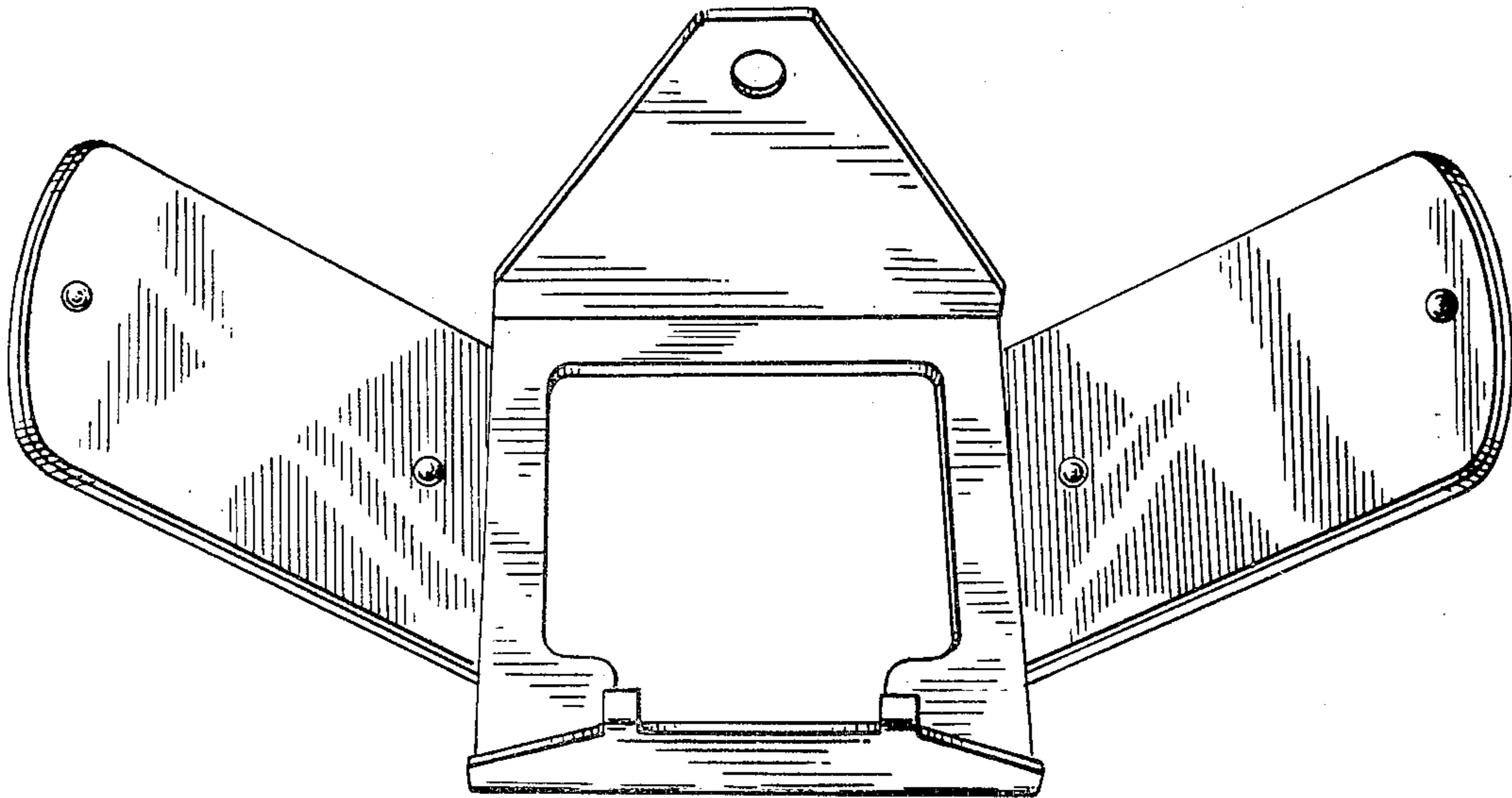
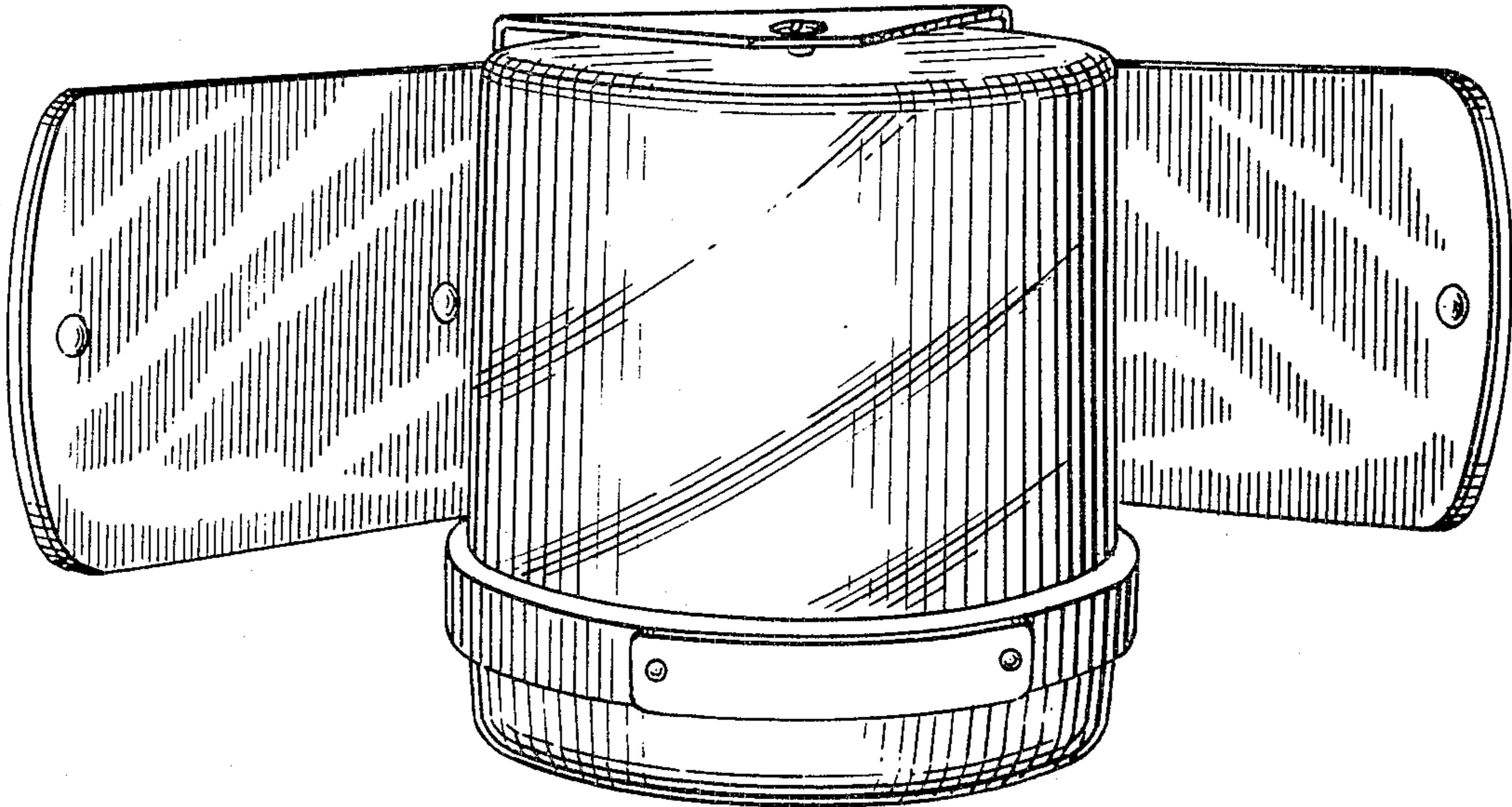


Fig. 2.

Fig. 1.



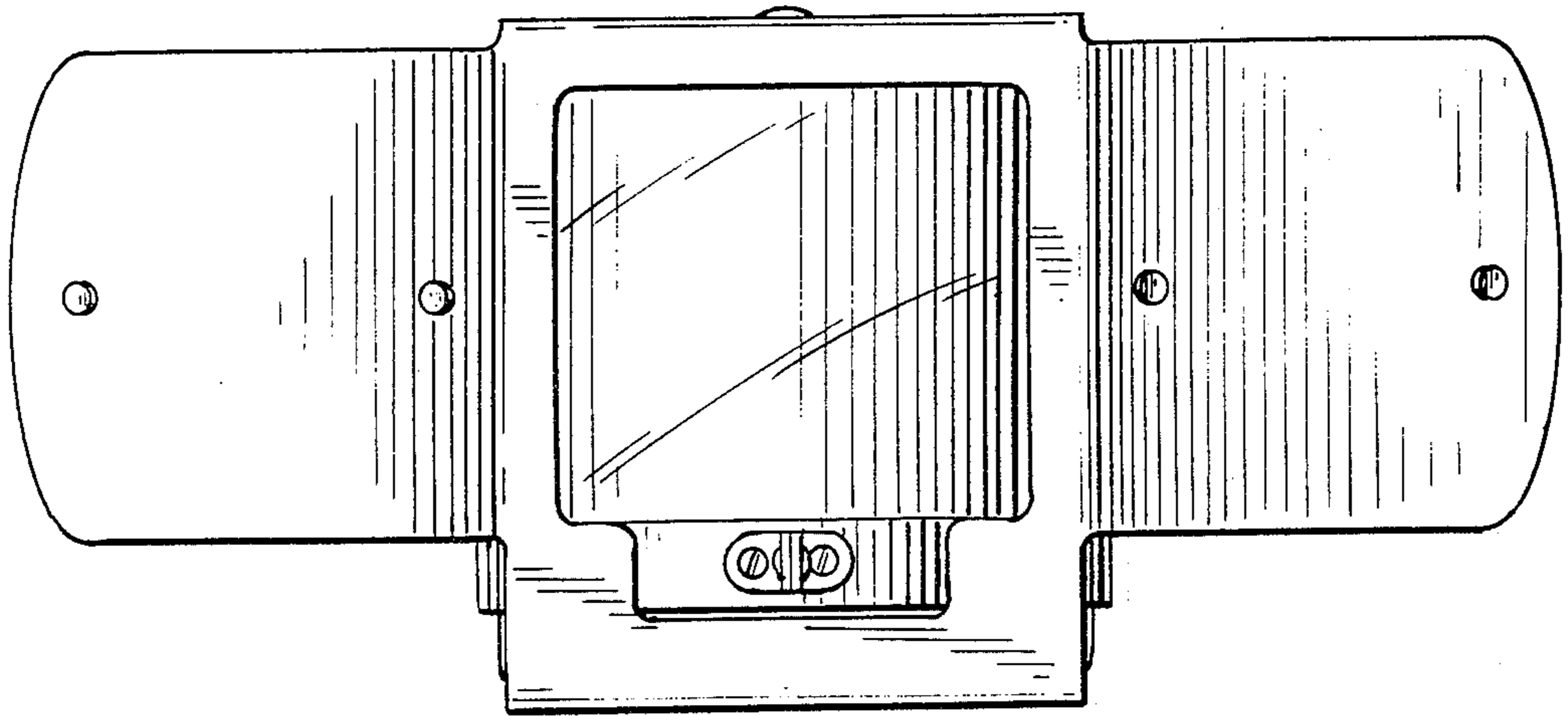


Fig. 3.

Fig. 4.

