

[54] UTILITY KNIFE HANDLE

[75] Inventor: Kenneth A. Veverka, Charleston, S.C.

[73] Assignee: Masco Corporation, Taylor, Mich.

[\*\*] Term: 14 Years

[21] Appl. No.: 555,138

[22] Filed: Nov. 25, 1983

[52] U.S. Cl. .... D8/107; D8/99

[58] Field of Search ..... D8/98, 99, 107; 30/332, 30/337, 335, 343, 344, 329

[56] References Cited

U.S. PATENT DOCUMENTS

D. 234,570	3/1975	Craddock	.....	D8/98
2,679,100	5/1954	Ehler	.....	30/337
4,089,112	5/1978	Richards	.....	30/335 X
4,227,306	10/1980	Meshulam	.....	30/335 X

OTHER PUBLICATIONS

Millers-Falls Tool Catalog, p. 60, Item No. 9111C,

Retractable Blade Utility Knife Handle-Hand Tool Catalog Boxes.

Martor-Argentax/Solingen Brochure (1977 Edition), Model #18-1-54, "Martor-Colorax".

Primary Examiner—Susan J. Lucas

Assistant Examiner—C. E. Heflin

Attorney, Agent, or Firm—Edgar A. Zarins; Steven L. Permut; Leon E. Redman

[57] CLAIM

The ornamental design for a utility knife handle, as shown.

DESCRIPTION

FIG. 1 is a perspective view of a utility knife handle showing my new design;

FIG. 2 is a side elevational view thereof;


FIG. 3 is a side elevational view taken from the opposite side of that shown in FIG. 2;

FIG. 4 is a front elevational view thereof;

FIG. 5 is a rear elevational view thereof;

FIG. 6 is a top plan view thereof; and

FIG. 7 is a bottom plan view thereof.



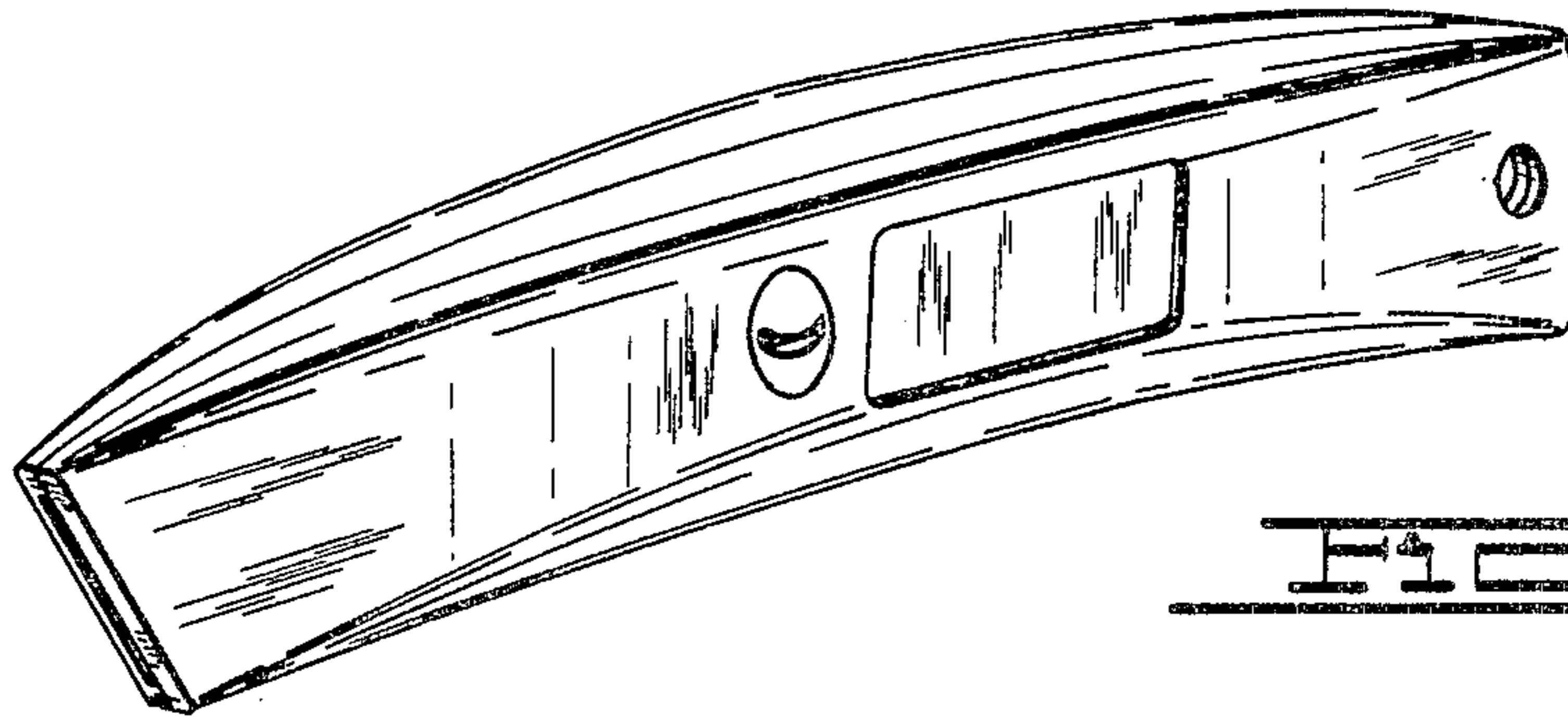


FIG. 1.

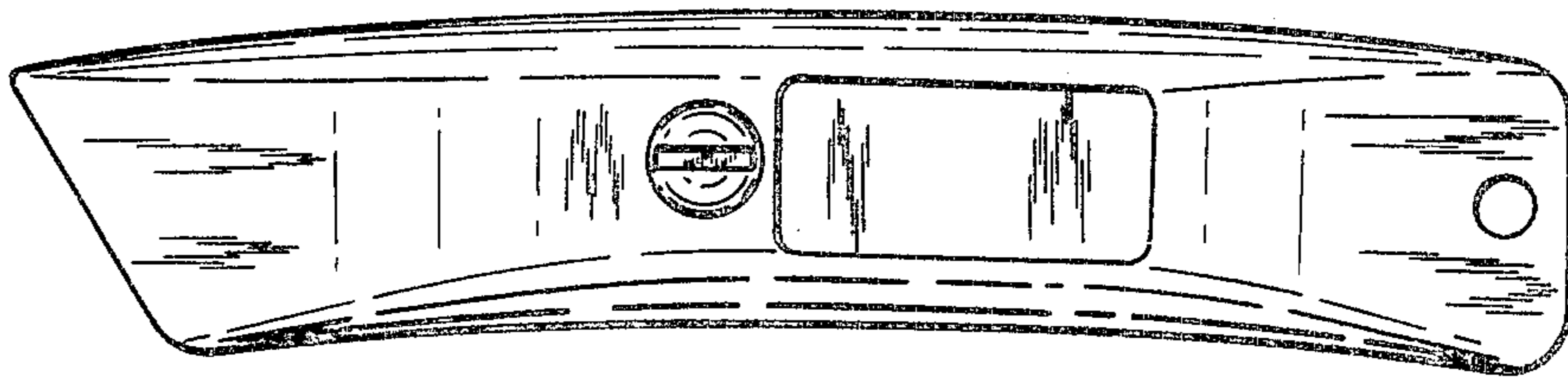


FIG. 2.




FIG. 3.

FIG. 4.

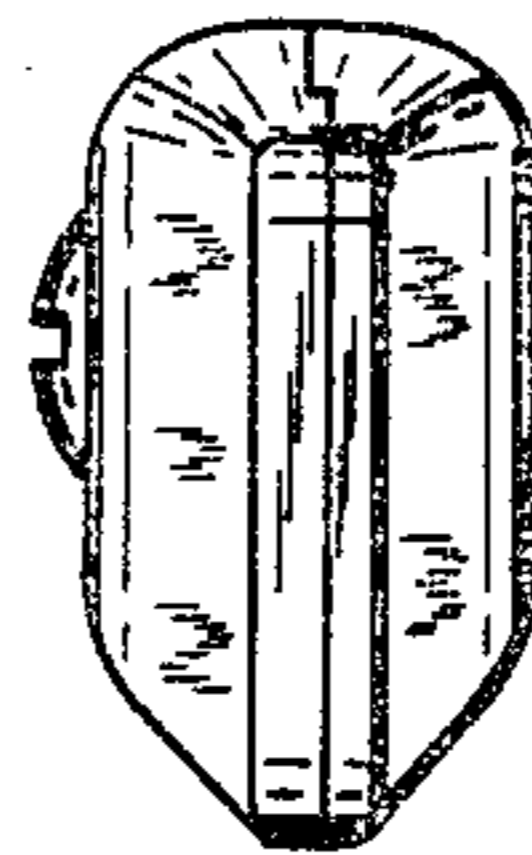
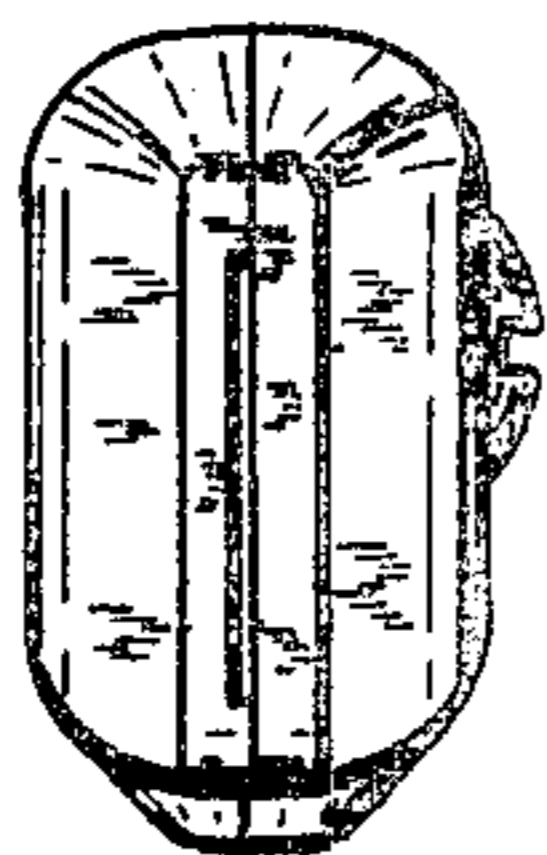


FIG. 5.

FIG. 6.




FIG. 7.

