

[54] **REMOTE CUSTOMER BANKING KIOSK**

[76] **Inventor: James E. Barger, 511 E. 9th St.,
Metropolis, Ill. 62960**

[**] **Term: 14 Years**

[21] **Appl. No.: 678,600**

[22] **Filed: Dec. 5, 1984**

[52] **U.S. Cl. D99/43**

[58] **Field of Search D99/28, 43; 109/24.1,
109/1 R, 49.5; 186/37**

D. 273,528 4/1984 Thomas D99/43
D. 276,568 11/1984 Green D99/28
3,065,467 11/1962 Prevost 109/24.1 X
4,085,687 4/1978 Beck et al. D99/28 X
4,179,723 12/1979 Spencer 361/384 X

Primary Examiner—Bernard Ansher
Assistant Examiner—Timothy M. Smith
Attorney, Agent, or Firm—Marshall, O’Toole, Gerstein,
Murray & Bicknell

[57] **CLAIM**

The ornamental design for a remote customer banking kiosk, substantially as shown and described.

[56] **References Cited**

U.S. PATENT DOCUMENTS

D. 230,511 2/1974 Stieber D69/1 X
D. 236,109 7/1975 Moscati D13/1 F
D. 236,110 7/1975 Moscatelli D13/1 F
D. 247,253 2/1978 Vargo D25/16
D. 254,751 4/1980 Adler et al. D25/16
D. 264,264 5/1982 Hauser D99/43
D. 270,583 9/1983 Elliott et al. D99/28

DESCRIPTION

FIG. 1 is a front perspective view of a remote customer banking kiosk showing my new design;
FIG. 2 is a front elevation thereof;
FIG. 3 is a side elevation thereof;
FIG. 4 is a rear elevation thereof;
FIG. 5 is a top plan view thereof; and
FIG. 6 is a bottom plan view thereof.




FIG-2-

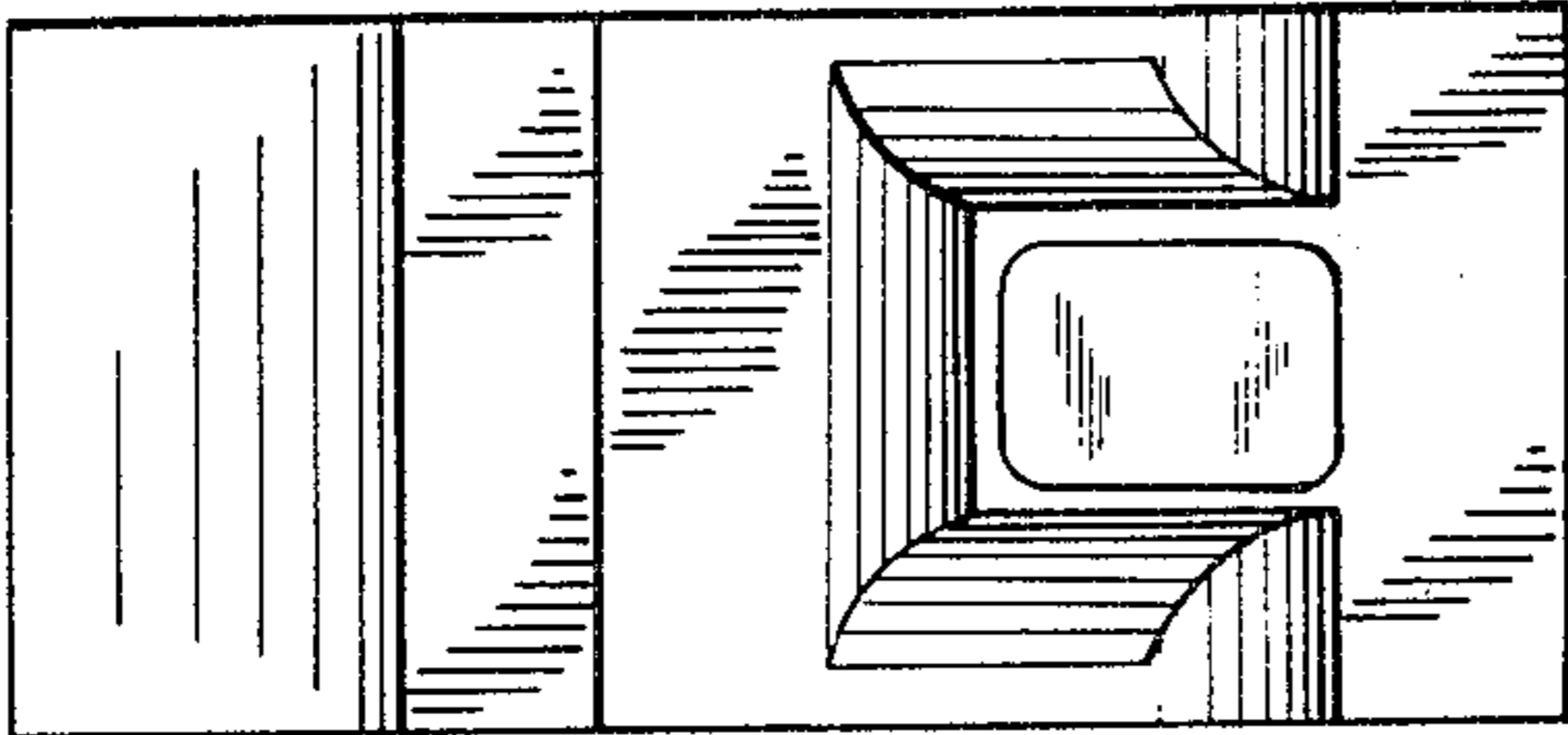


FIG-3-

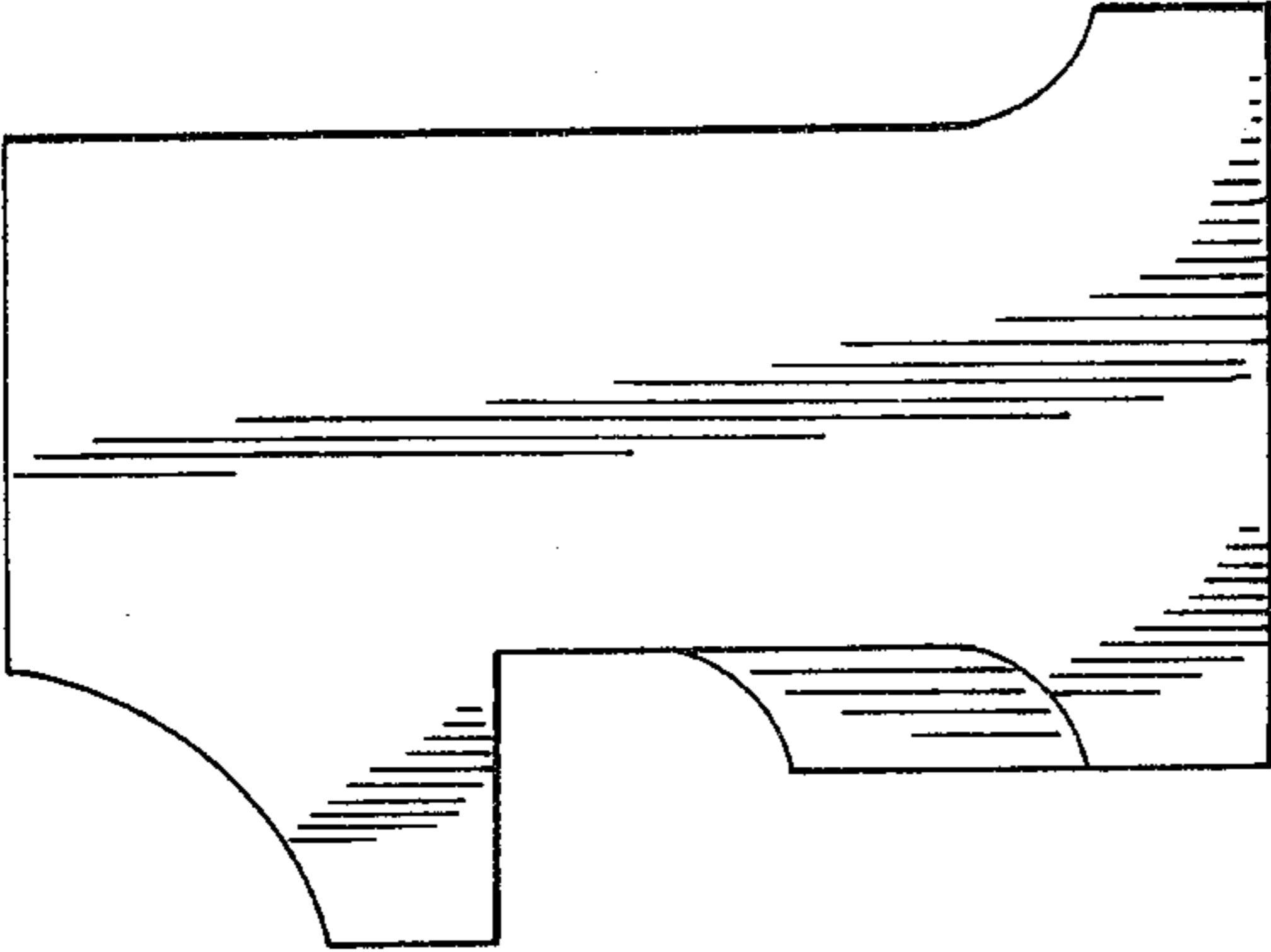


FIG-4-

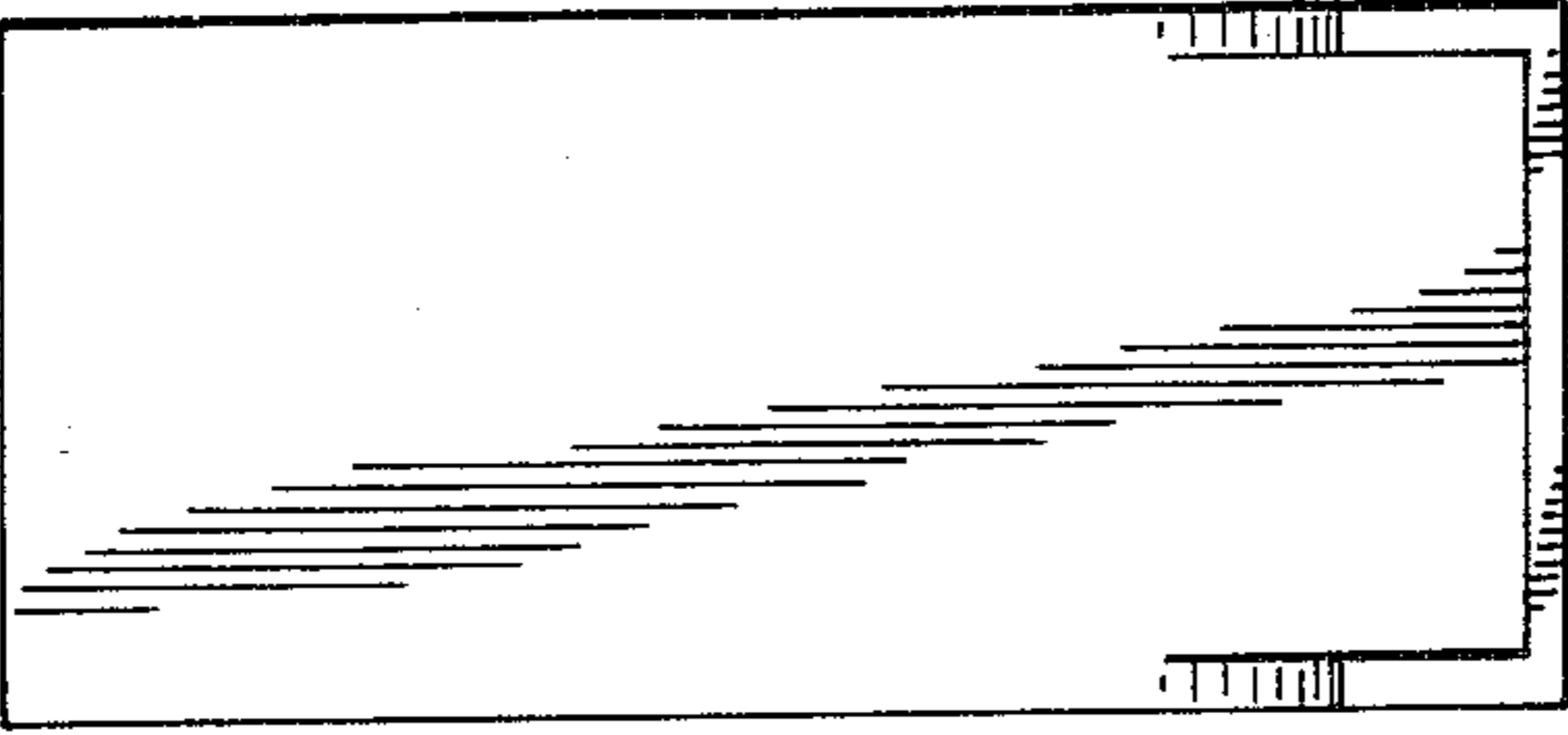


FIG-1-

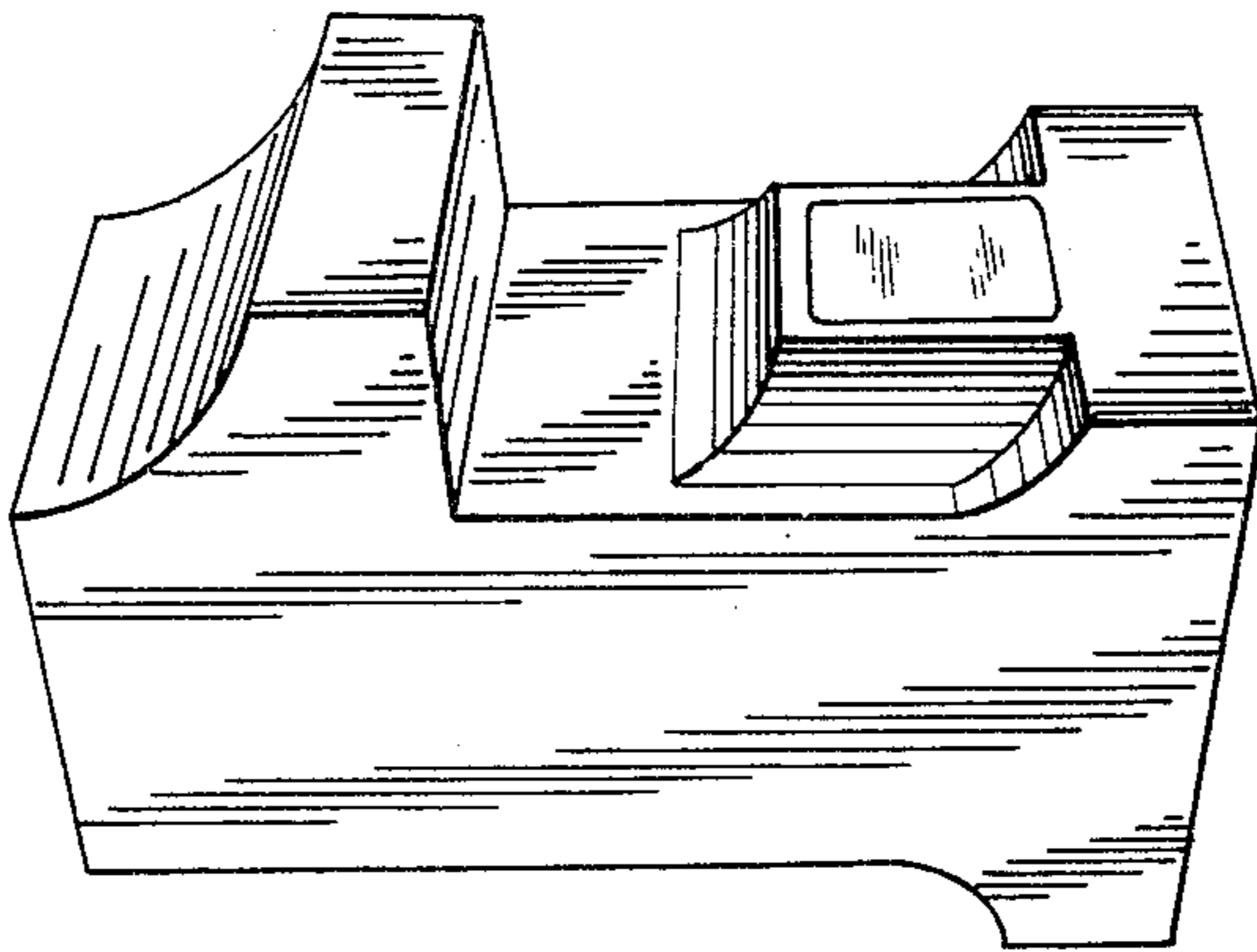


FIG-5-




FIG-6-

