

[54] **VENT LATCH JAMB**

[76] **Inventor: Joseph C. Bancroft, 812 Sweetwater Club Blvd., Longwood, Fla. 32779**

[\*] **Notice: The portion of the term of this patent subsequent to Oct. 14, 2000 has been disclaimed.**

[\*\*] **Term: 14 Years**

[21] **Appl. No.: 761,823**

[22] **Filed: Aug. 2, 1985**

[52] **U.S. Cl. .... D25/74**

[58] **Field of Search ..... D25/52, 73-76; 49/419, 504, DIG. 2; 52/202**

[56] **References Cited**

**U.S. PATENT DOCUMENTS**

- D. 251,133 2/1979 Bancroft et al. .... D25/74
- D. 251,391 3/1979 Bancroft et al. .... D25/74

D. 251,443 3/1979 Bancroft et al. .... D25/74

*Primary Examiner*—A. Hugo Word  
*Attorney, Agent, or Firm*—Macdonald J. Wiggins

[57] **CLAIM**

The ornamental design for a vent latch jamb, as shown and described.

**DESCRIPTION**

FIG. 1 is a fragmentary top perspective view of the vent latch jamb showing my design; FIG. 2 is a front elevational view thereof in which the rear view thereof is a mirror image of the front view; FIG. 3 is a left elevational view thereof broken away to indicate indeterminate length; FIG. 4 is a right elevational view thereof broken away to indicate indeterminate length; FIG. 5 is a bottom plan view thereof broken away to indicate indeterminate length; and FIG. 6 is a top plan view thereof broken away to indicate indeterminate length.




FIG. 2

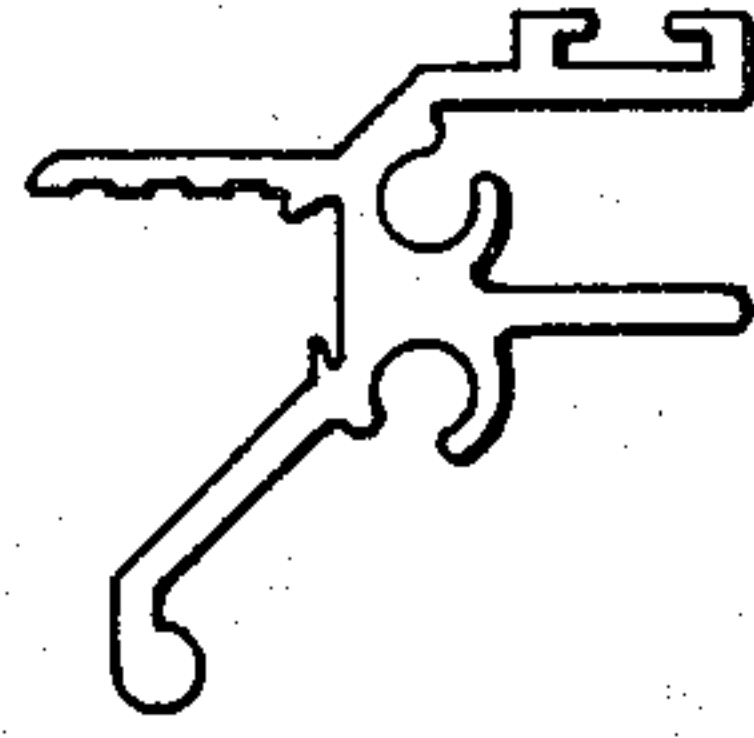


FIG. 1




FIG. 3

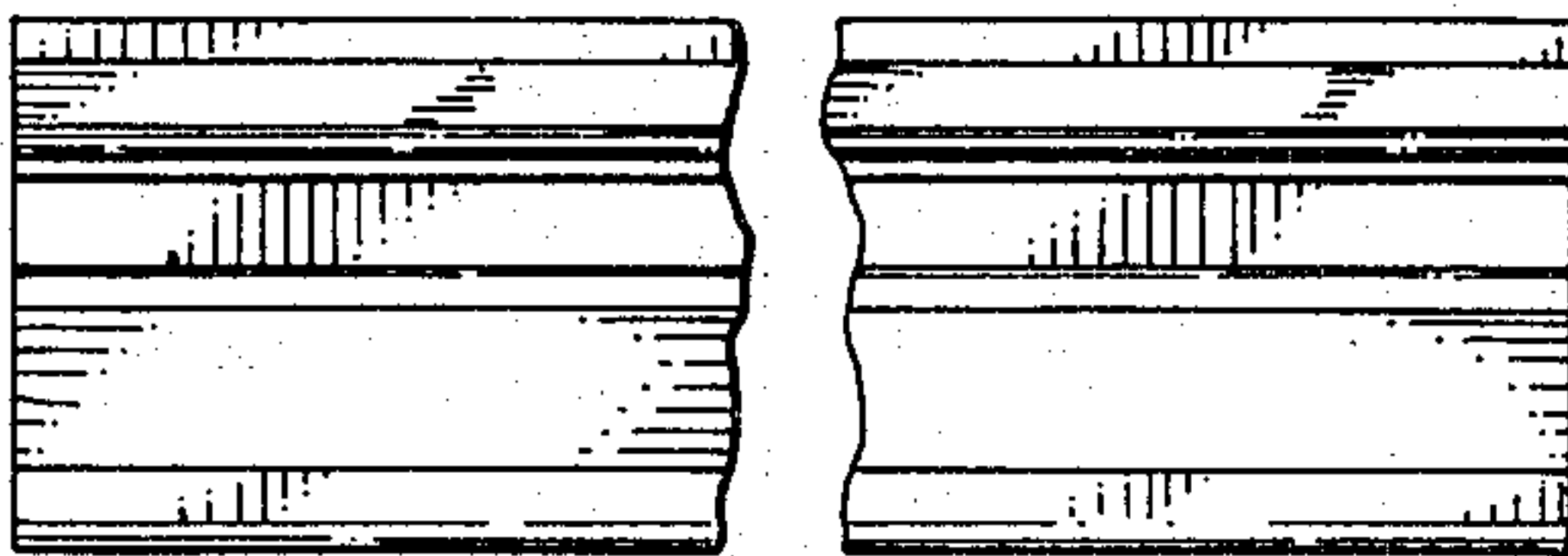


FIG. 4

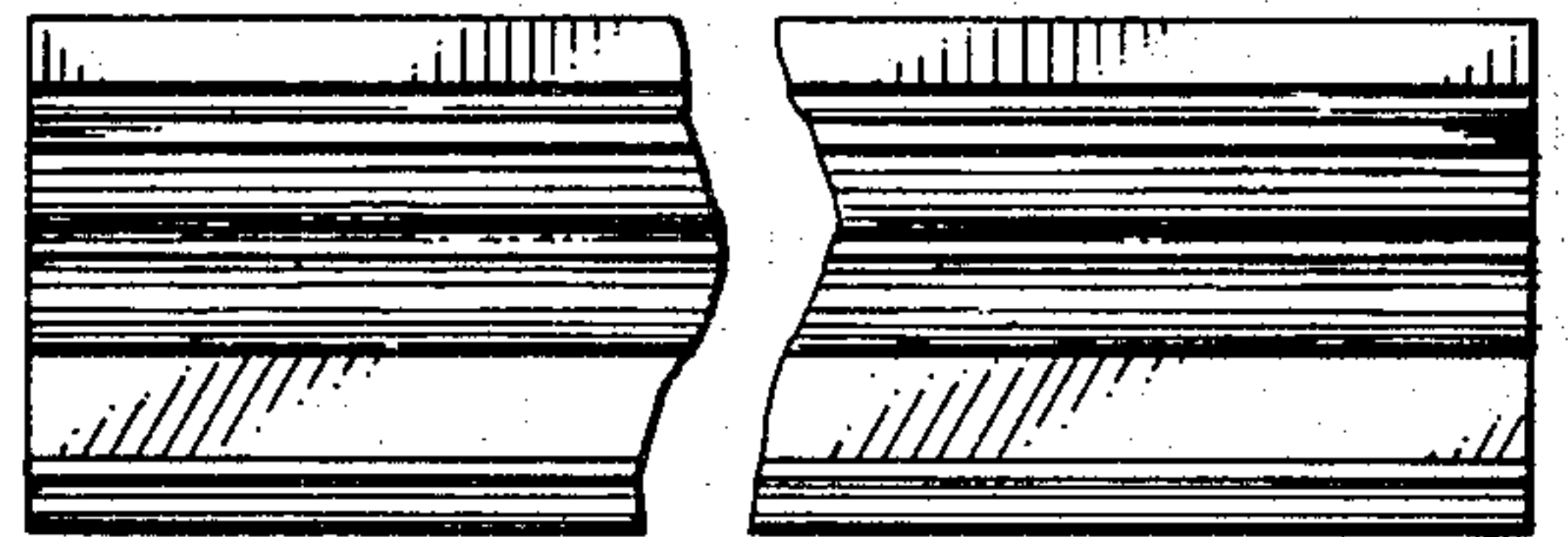


FIG. 5

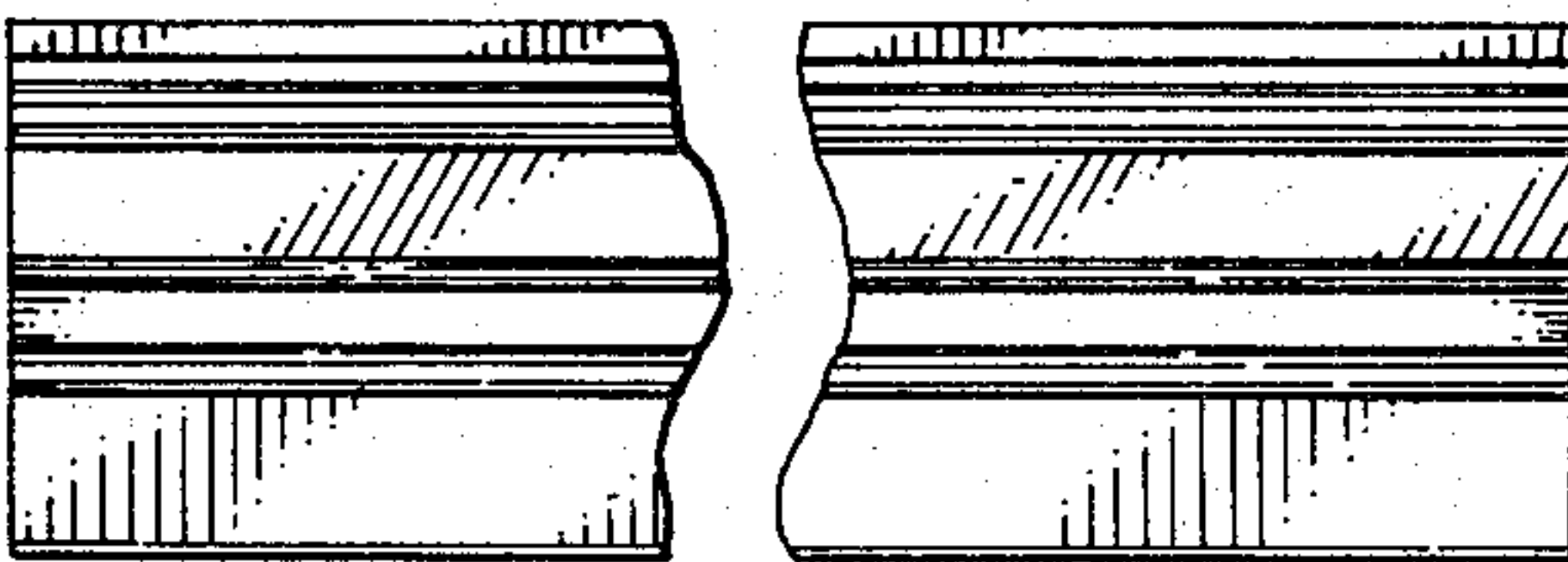


FIG. 6

