

[54] COMBINED WRITING BOARD AND PEN

[75] Inventors: David Haas, Suffern, N.Y.; Alexander J. Autote, Stamford, Conn.

[73] Assignee: Temtec Inc., Suffern, N.Y.

[**] Term: 14 Years

[21] Appl. No.: 564,172

[22] Filed: Dec. 22, 1983

[52] U.S. Cl. D19/88; D19/36

[58] Field of Search D6/512; D19/88, 52, D19/41, 44, 45, 75, 36; D8/395; 24/67 R, 67 CF, 67.1, 67.5, 67.11

[56] References Cited

U.S. PATENT DOCUMENTS

D. 226,040	1/1973	Beerli	D19/88
D. 260,536	9/1981	Saoty	D19/88
D. 273,002	3/1984	Schafer	D19/88
D. 276,479	11/1984	Mori	D19/36
3,568,260	5/1969	Roberts	24/67.5
4,157,152	6/1979	Blastic	D19/88

OTHER PUBLICATIONS

Hong Kong Enterprises, vol. 2, 1982, p. 53, Pen and Pen Holder #R1-601, located on right side of page. Grammes Metal Products, 10/1942, p. 51, Clip #5342, located in upper left of corner.

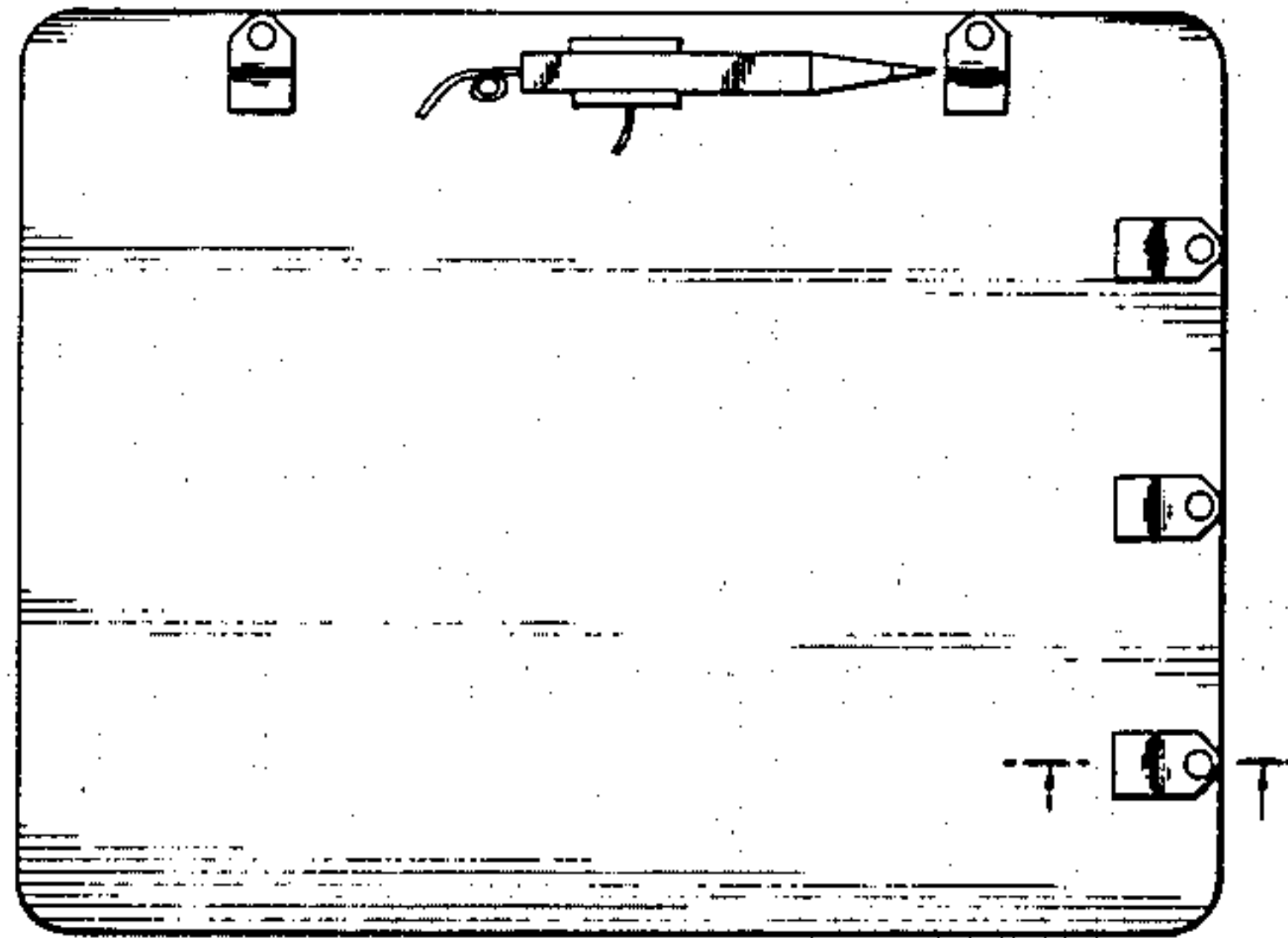
Primary Examiner—B. J. Bullock
Assistant Examiner—Suzanne N. Gitlin
Attorney, Agent, or Firm—Michael E. Zall

[57] CLAIM

The ornamental design for a combined writing board and pen, as shown and described.

DESCRIPTION

FIG. 1 is a top plan view of a combined writing board and pen showing our new design, the cord on the pen is shown broken away to indicate indeterminate length; FIG. 2 is a side elevational view thereof, the pen being removed for ease of illustration; FIG. 3 is a bottom plan view thereof; FIG. 4 is an enlarged sectional view taken in the direction of the arrows along line 4—4 in FIG. 1.



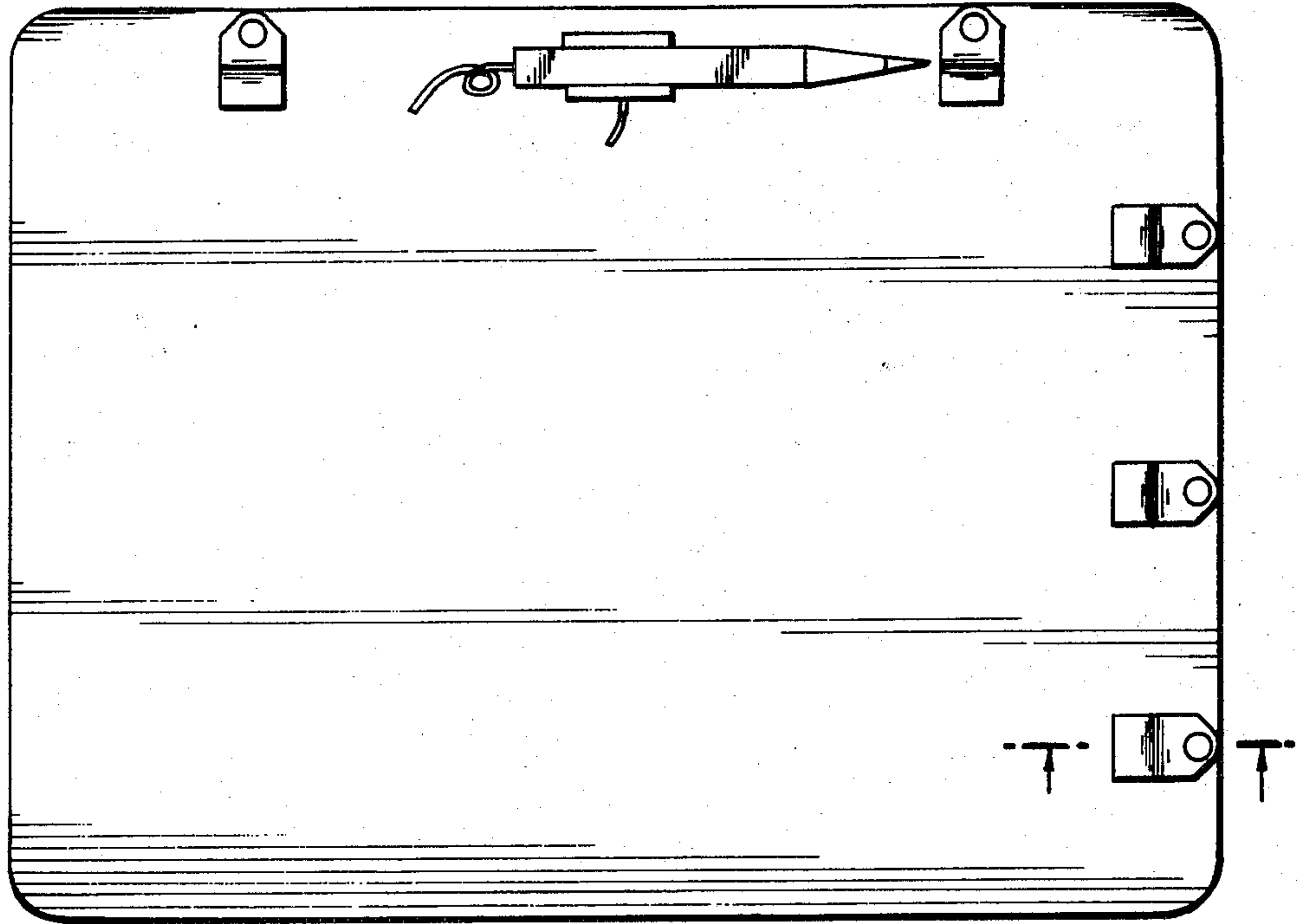


FIG. 1



FIG. 2

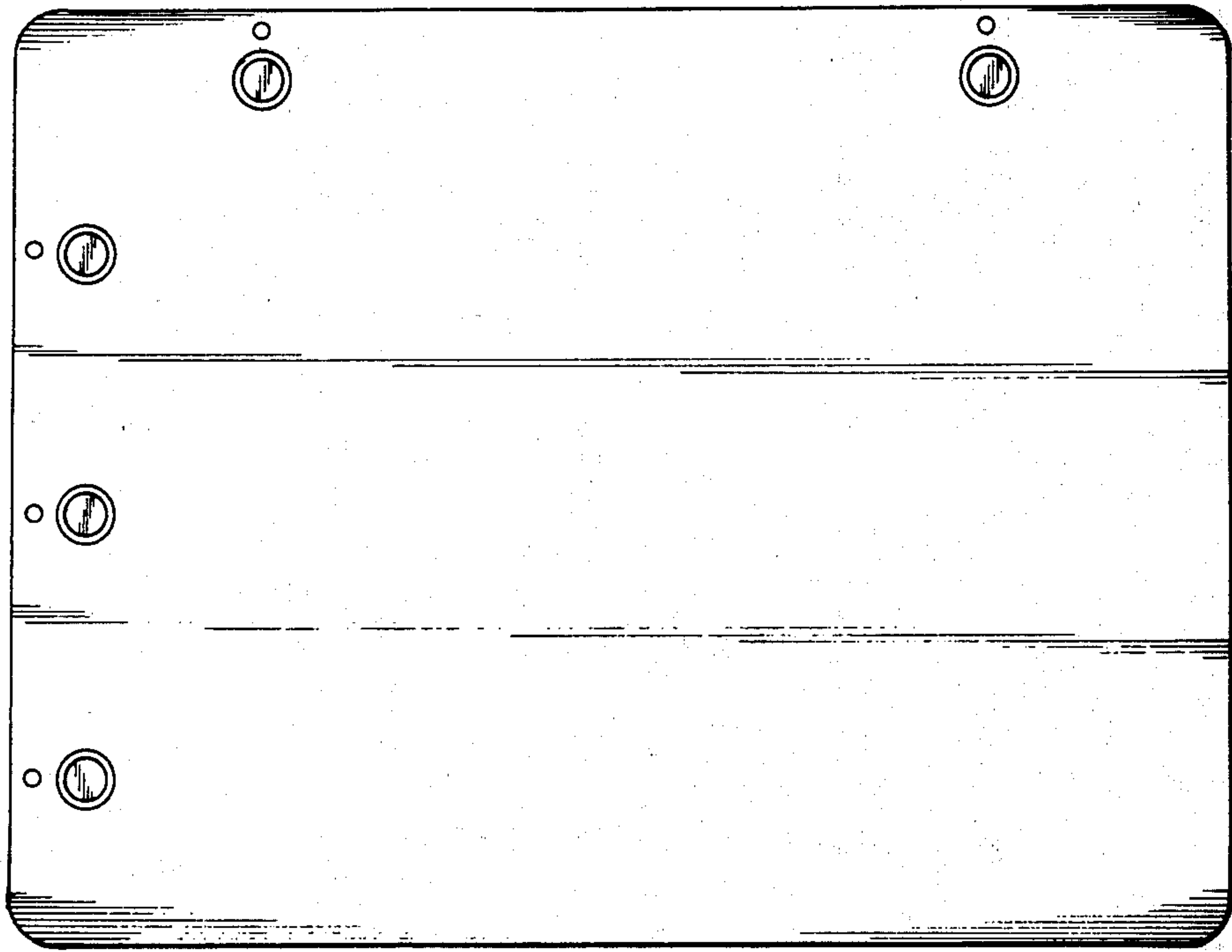


FIG. 3



FIG. 4