

**United States Patent** [19]  
**Regnault**

[11] **Patent Number: Des. 286,893**

[45] **Date of Patent: \*\* Nov. 25, 1986**

[54] **WRITING INSTRUMENT**

[75] **Inventor: Pierre Regnault, Valence, France**

[73] **Assignee: Etablissements Regnault, Valence, France**

[\*\*] **Term: 14 Years**

[21] **Appl. No.: 568,424**

[22] **Filed: Jan. 5, 1984**

[30] **Foreign Application Priority Data**

Jul. 6, 1983 [FR] France ..... 83 2547

[52] **U.S. Cl. .... D19/51**

[58] **Field of Search ..... D19/35, 36, 41-51, D19/56, 57**

[56] **References Cited**

**U.S. PATENT DOCUMENTS**

D. 178,924 10/1956 Kahn ..... D19/48  
D. 189,735 2/1961 Platt ..... D19/51  
D. 191,185 8/1961 Burnham ..... D19/51

D. 257,465 10/1980 Zierhut ..... D19/51  
D. 262,464 12/1981 Delcroix ..... D19/48

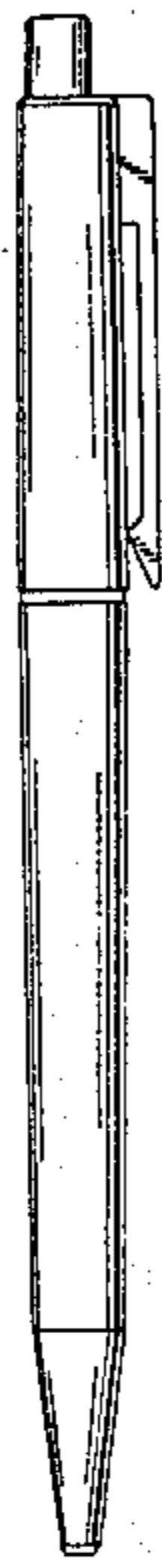
*Primary Examiner*—George P. Word  
*Attorney, Agent, or Firm*—Finnegan, Henderson, Farabow, Garrett & Dunner

[57] **CLAIM**

The ornamental design for a writing instrument, substantially as shown and described.

**DESCRIPTION**

FIG. 1 is a right side elevational view of a writing instrument showing my new design;  
FIG. 2 is a front elevational view thereof;  
FIG. 3 is a left side elevational view thereof;  
FIG. 4 is a rear elevational view thereof;  
FIG. 5 is a top plan view thereof;  
FIG. 6 is a bottom plan view thereof;  
FIG. 7 is a front elevational view of the writing instrument with the point extended; and  
FIG. 8 is a left side elevational view of the writing instrument shown in FIG. 7.



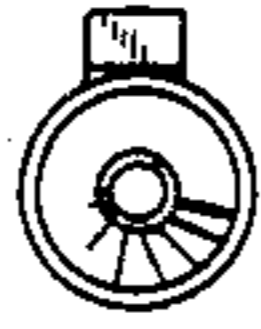


FIG. 6




FIG. 1

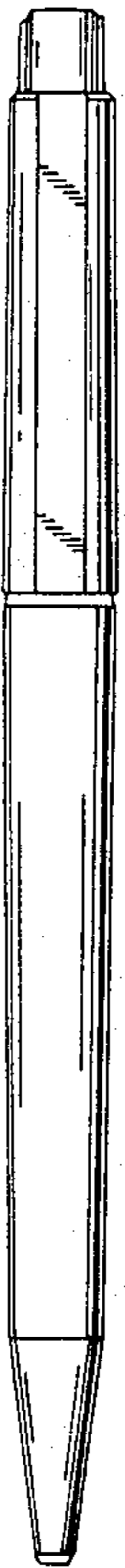


FIG. 2




FIG. 3



FIG. 4



FIG. 7




FIG. 8



FIG. 5