

[54] PAIR OF END PIECES FOR EYEGLASS  
TEMPLES

[76] Inventor: Wilhelm Anger, Via Brattas 4,  
CH-7500 St. Moritz, Switzerland

[\*\*] Term: 14 Years

[21] Appl. No.: 660,737

[22] Filed: Oct. 15, 1984

[52] U.S. Cl. .... D16/127; D16/123

[58] Field of Search ..... D16/102-123,  
D16/125, 127; D2/234; 351/41, 43, 47, 51-53,  
60, 63, 66, 68, 78, 81, 83, 85, 87, 90-93, 95, 98,  
102-104, 111, 113, 123, 125, 127

[56] References Cited

U.S. PATENT DOCUMENTS

D. 87,367	7/1932	Stevens	.....	D16/127
460,576	10/1891	Halbe	.....	351/123
1,498,227	6/1924	Belgard et al.	.....	351/111
1,985,170	12/1934	Jeanneret	.....	351/53
3,395,964	8/1968	Chartrice	.....	351/63
3,666,355	5/1972	Griffith	.....	351/111 X

FOREIGN PATENT DOCUMENTS

299607	9/1915	Fed. Rep. of Germany	.....	351/53
827702	5/1938	France	.....	351/83

OTHER PUBLICATIONS

The Optician Jul. 26, 1985, p. 14, Shooting Glass Model #375 by Sportsglasses, Ltd.

Primary Examiner—Susan J. Lucas  
Assistant Examiner—C. E. Heflin

[57] CLAIM

The ornamental design for a pair of end pieces for eyeglass temples, as shown and described.

DESCRIPTION

FIG. 1 is an isometric view of a pair of end pieces for eyeglass temples showing my new design, the eyeglasses being shown in broken lines for illustrative purposes only;

FIG. 2 is a right side elevational view thereof, the opposite side being a mirror image;

FIG. 3 is a top plan view thereof with one of the pair of end pieces for eyeglass temples being omitted for ease of illustration;

FIG. 4 is a front elevational view thereof with one of the pair of end pieces for eyeglass temples being omitted for ease of illustration.

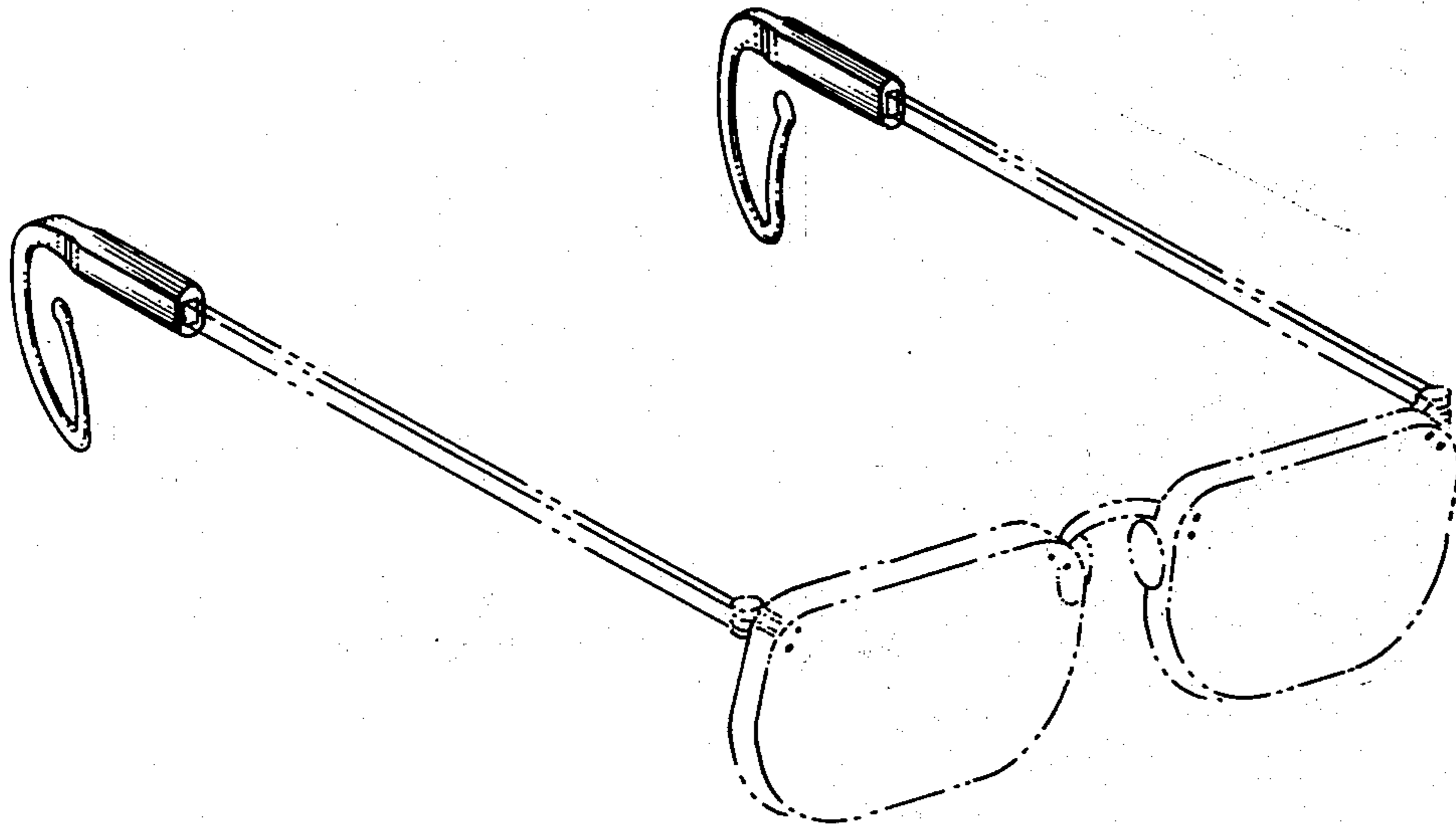


FIG. 1

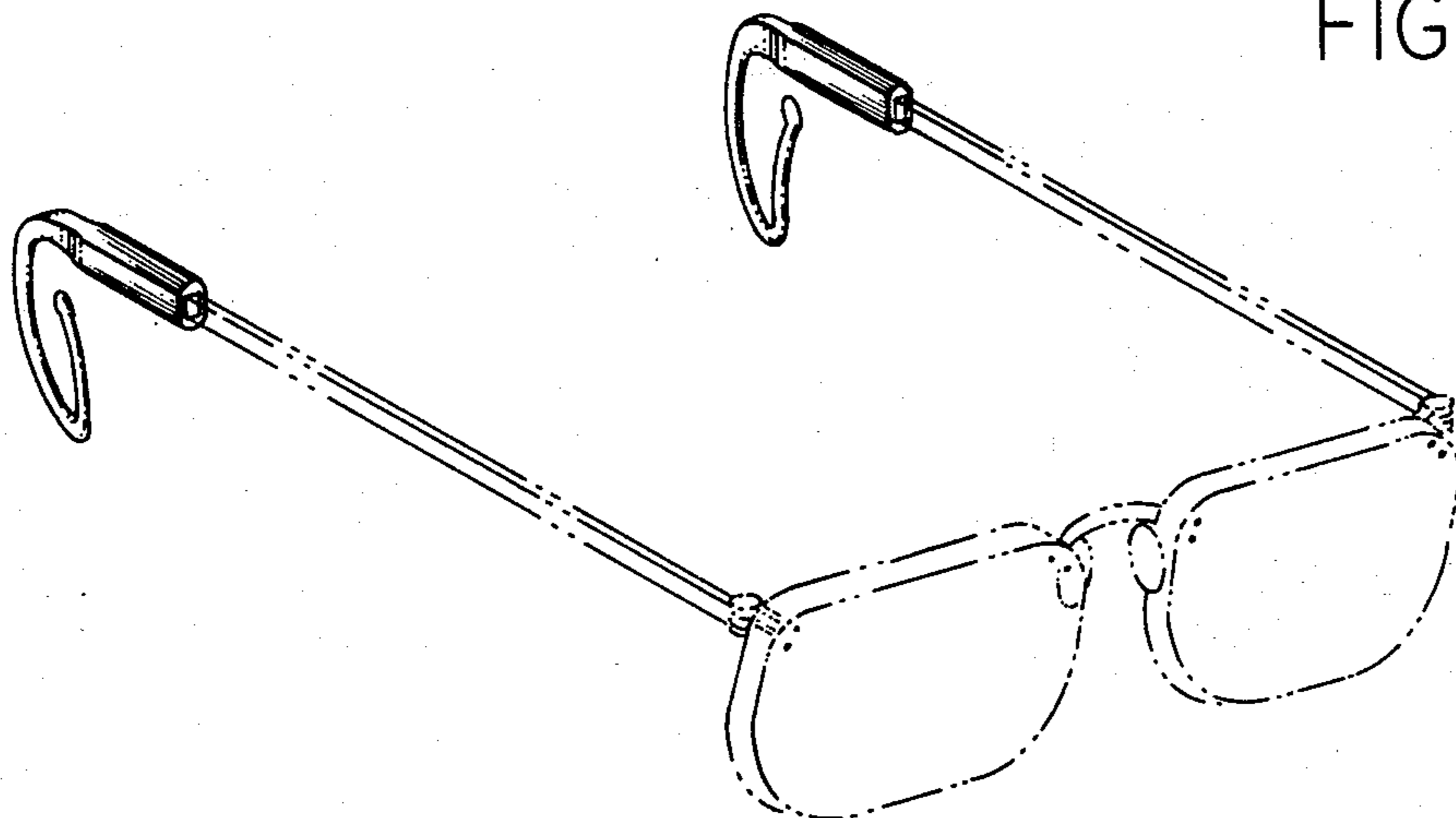


FIG. 2




FIG. 3

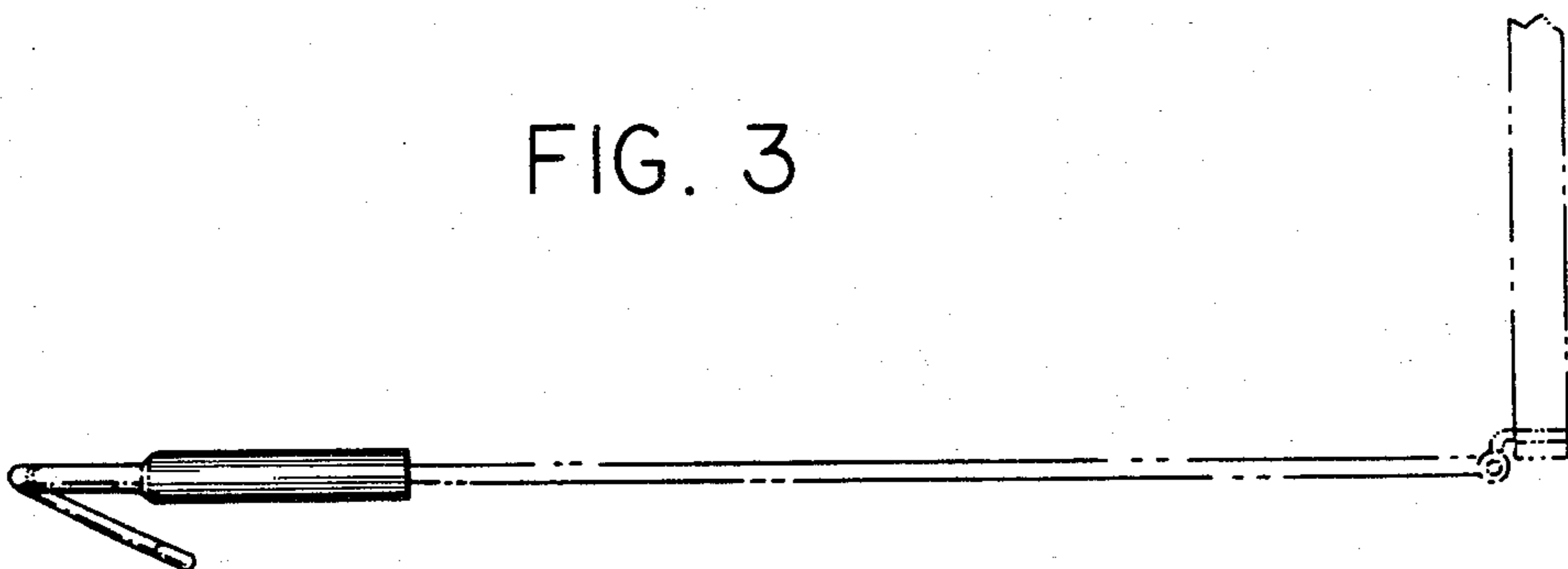


FIG. 4

