

[54] ORIFICE PLATE FOR A RADIATOR VALVE

[76] Inventor: Edward Paige, 2525 Fifth Ave., East Meadow, N.Y. 11554

[\*\*] Term: 14 Years

[21] Appl. No.: 492,882

[22] Filed: May 9, 1983

[52] U.S. Cl. .... D23/34

[58] Field of Search ..... D23/34-37; 239/596

[56] References Cited

U.S. PATENT DOCUMENTS

487,628	12/1892	Lockhart	.....	239/596
1,151,258	8/1915	Fisher	.....	239/596
2,284,443	5/1942	Paradise	.....	239/596

2,493,209	1/1950	Simmons	.....	239/596 X
2,987,262	1/1961	Goyette et al.	.....	239/596 X
3,150,832	9/1964	Soth	.....	239/596 X
3,357,047	12/1967	Keil et al.	.....	239/596 X
4,346,848	8/1982	Malcolm	.....	239/596

Primary Examiner—B. J. Bullock

Attorney, Agent, or Firm—Goodman & Teitelbaum

[57] CLAIM

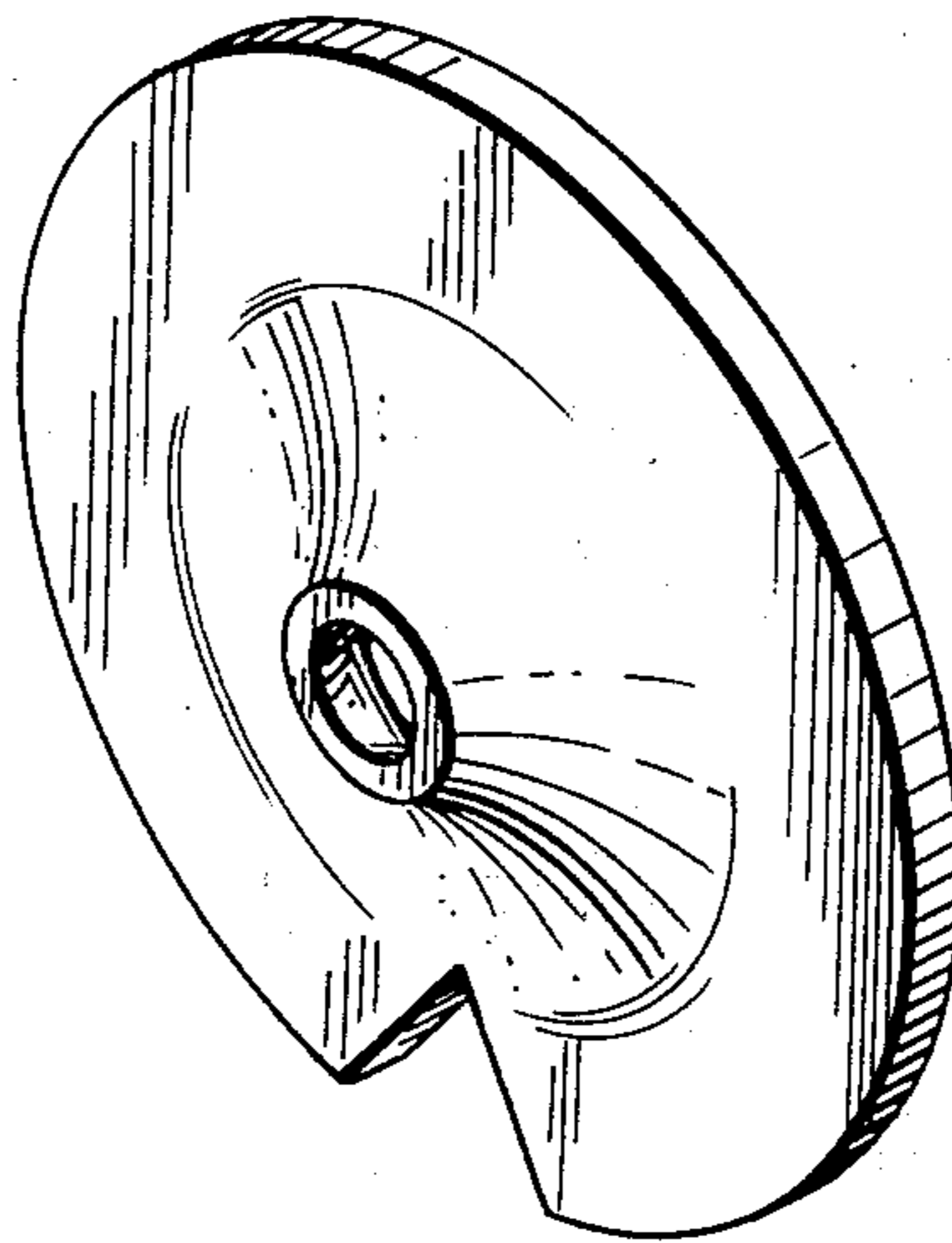
The ornamental design for an orifice plate for a radiator valve, substantially as shown.

DESCRIPTION

FIG. 1 is a perspective view taken from the front and right side of an orifice plate for a radiator valve showing my new design;

FIG. 2 is a perspective view taken from the rear and left side thereof; and

FIG. 3 is a top plan view thereof.



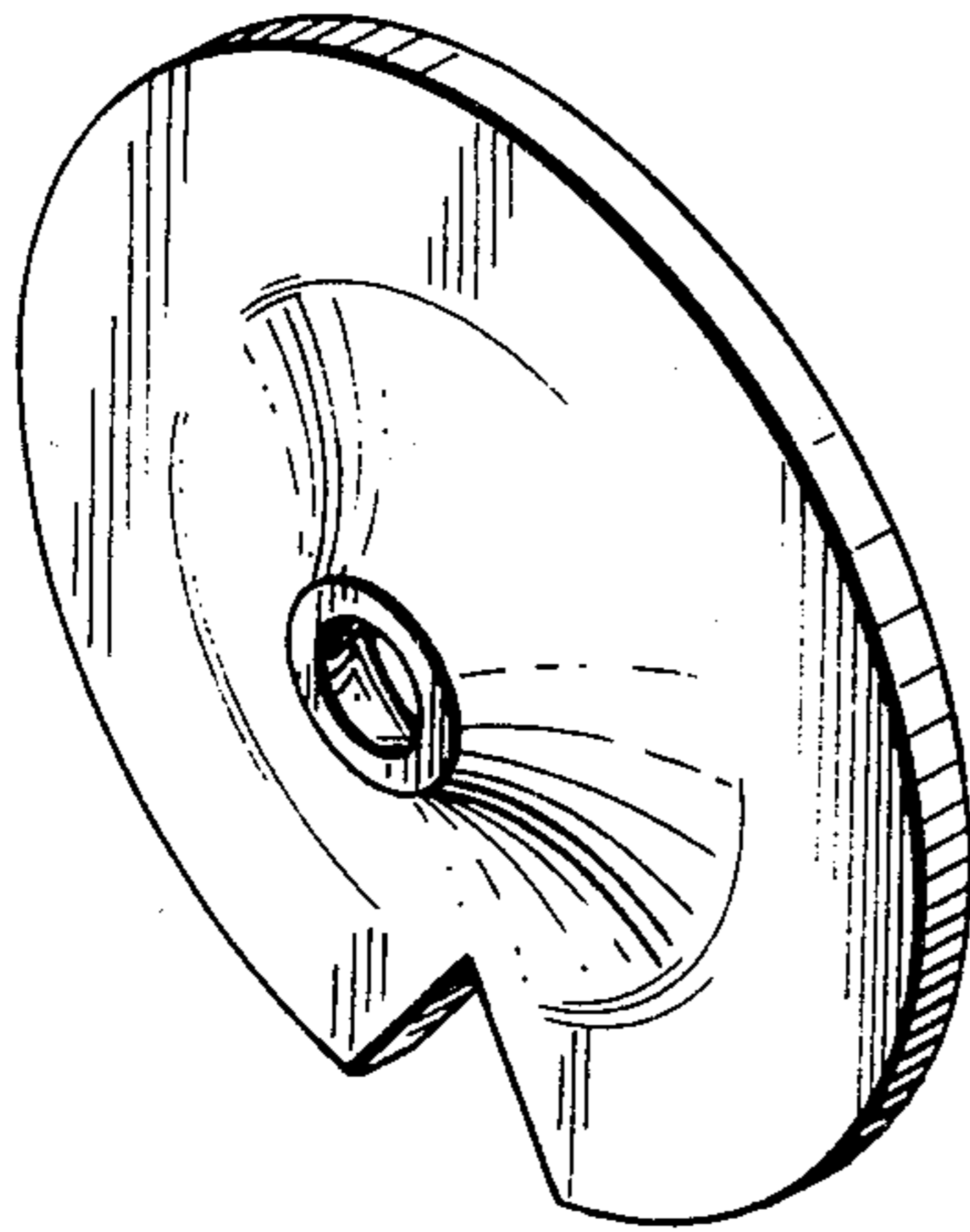


FIG. 1

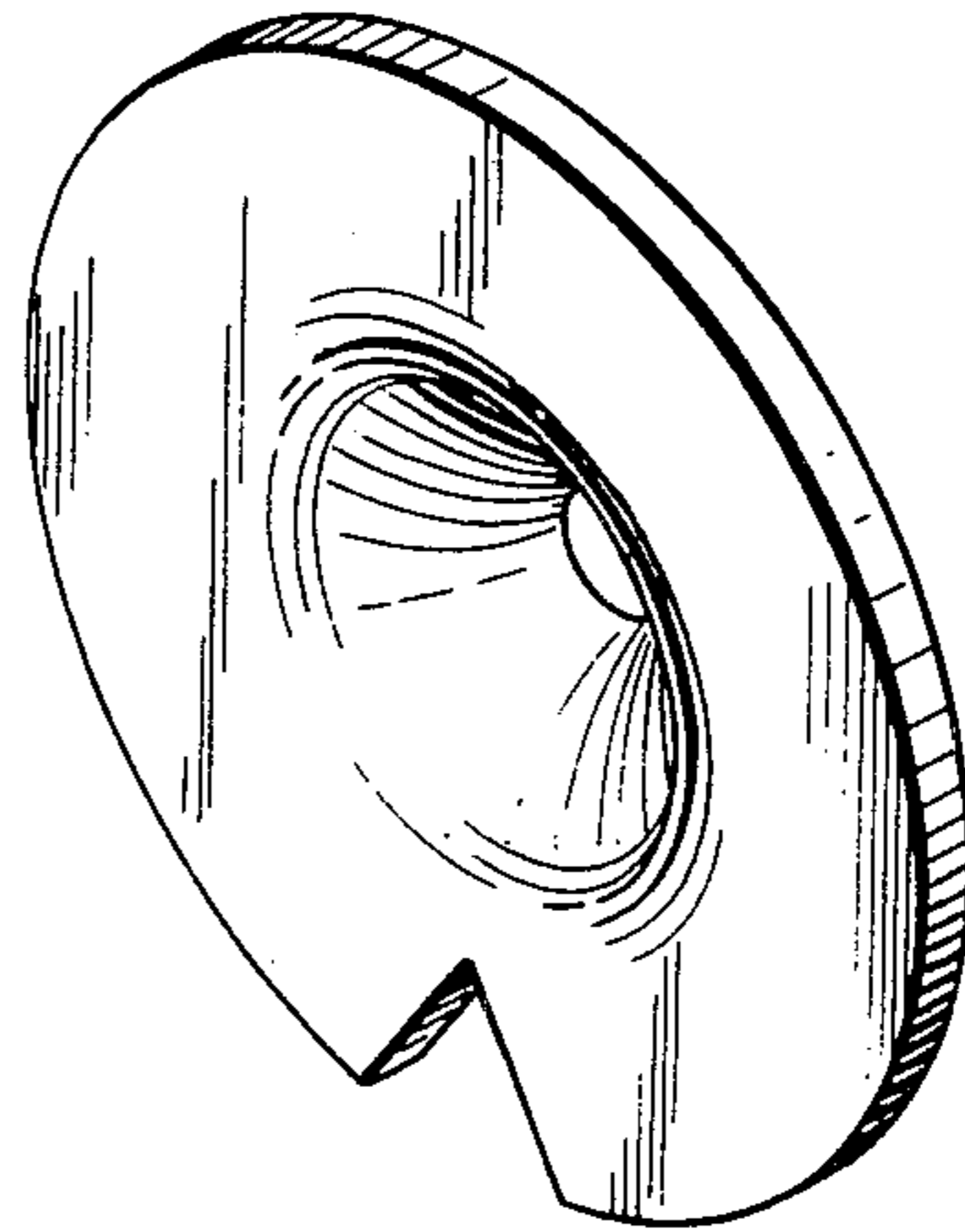


FIG. 2



FIG. 3