

[54] MODULAR CABINET FOR FILING  
COMPUTER PRINT-OUTS

[75] Inventor: Johannes M. Verholt, Ulft,  
Netherlands

[73] Assignee: B.V. Briefhouder-eu  
Papierwarenfabriek PAS,  
Netherlands

[\*\*] Term: 14 Years

[21] Appl. No.: 516,536

[22] Filed: Jul. 25, 1983

[30] Foreign Application Priority Data

Feb. 3, 1983 [XB] Benelux ..... 575-46-00  
[52] U.S. Cl. .... D6/446; D6/448  
[58] Field of Search ..... D6/432, 445, 446, 448;  
D3/35; 211/11, 151; 312/189, 111, 188, 107

[56] References Cited

U.S. PATENT DOCUMENTS

D. 218,080	7/1970	Sierzega .....	D6/446 X
D. 229,464	12/1973	Martini .....	D6/446
D. 250,311	11/1978	Chervenak .....	D6/446
D. 254,883	5/1980	Jorda-Segui .....	D6/445
D. 254,887	5/1980	Jorda-Segui .....	D6/479
D. 281,748	12/1985	Kiiski .....	D6/446
2,733,112	1/1956	Dunham .....	312/107 X
3,980,363	9/1976	Dean et al. ....	312/189 X
4,413,867	11/1983	Mosebrook et al. ....	312/111

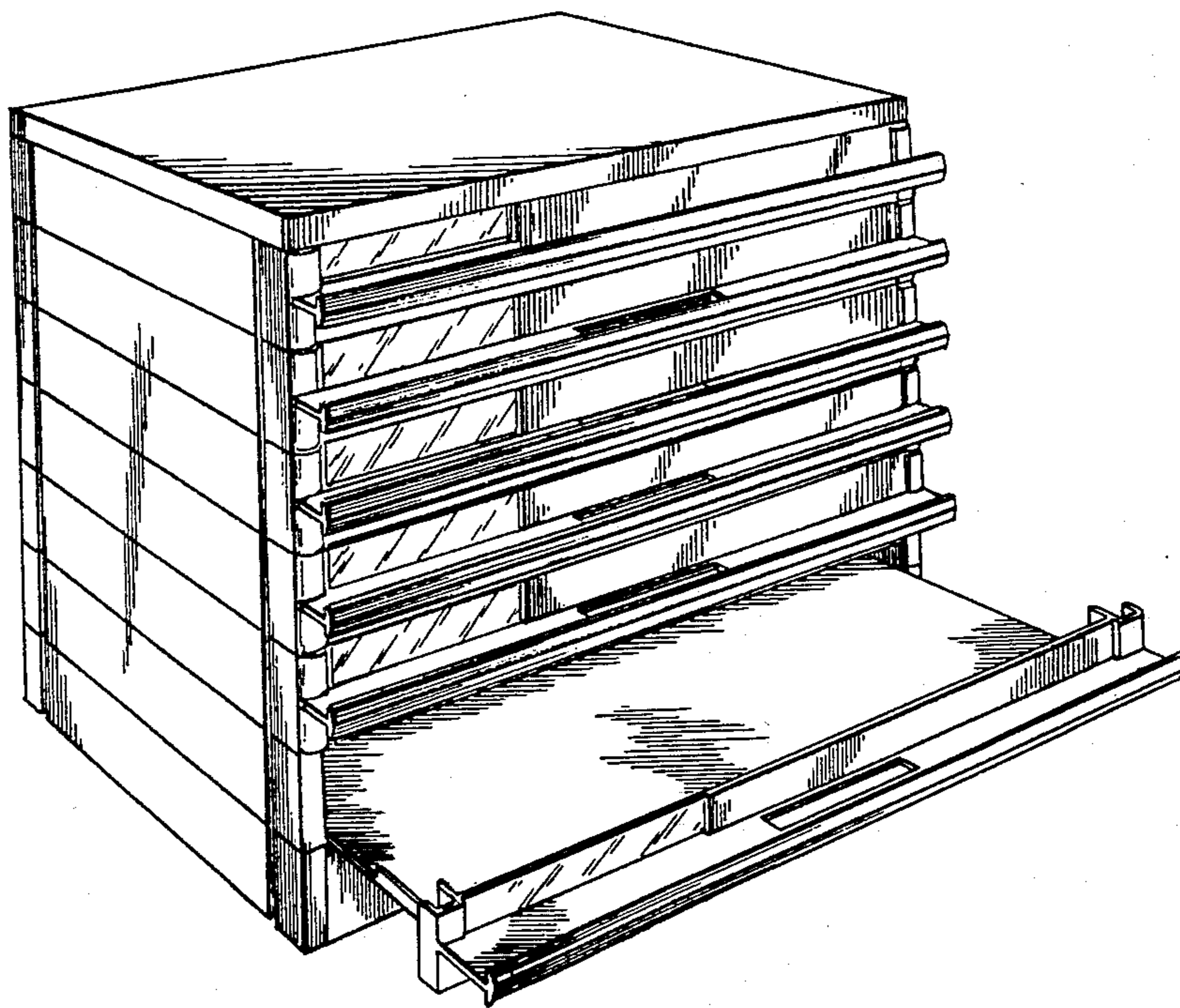
Primary Examiner—Carmen H. Vales  
Attorney, Agent, or Firm—Price, Heneveld, Huizenga &  
Cooper

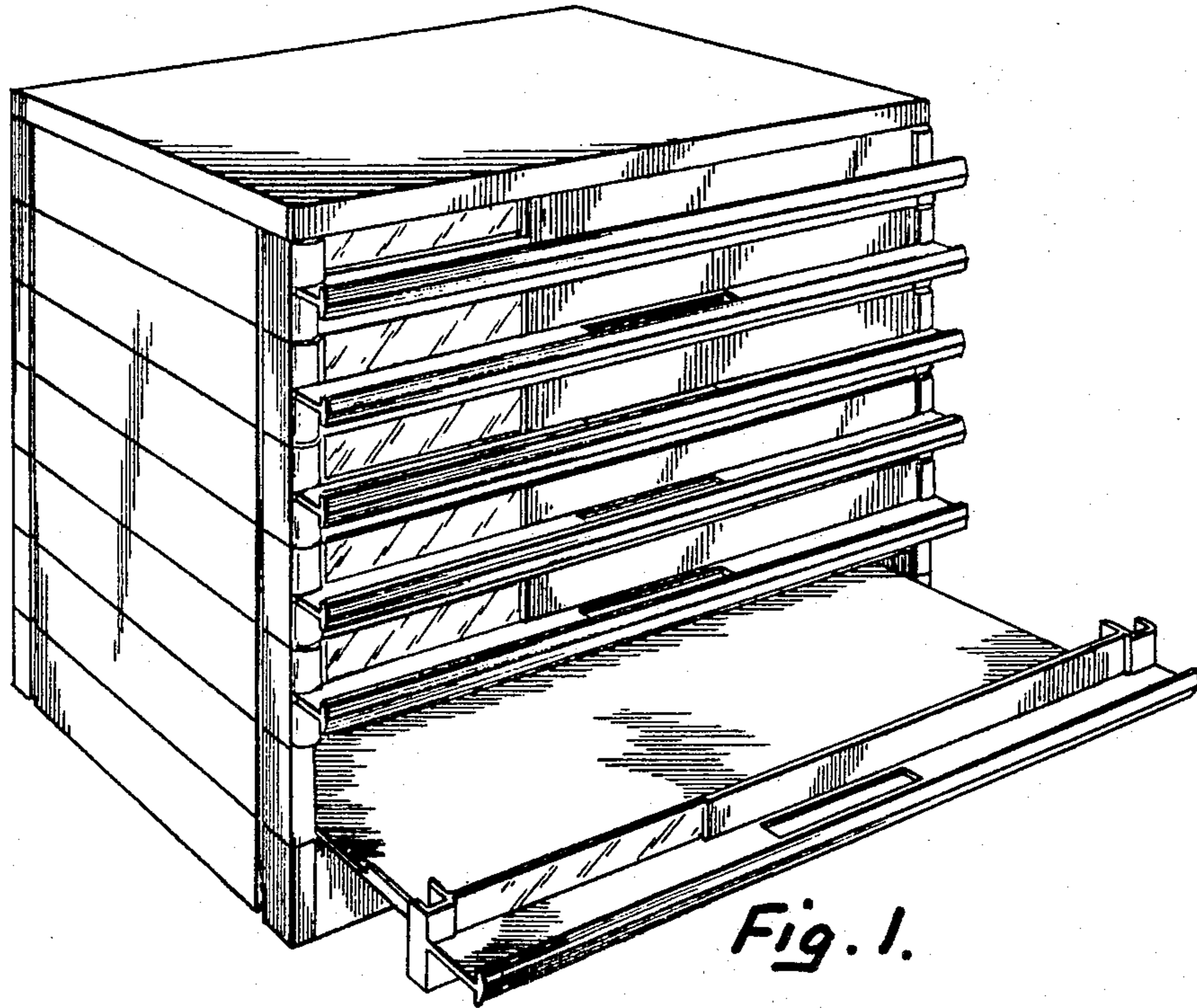
[57] CLAIM

The ornamental design for a modular cabinet for filing  
computer print-outs, as shown and described.

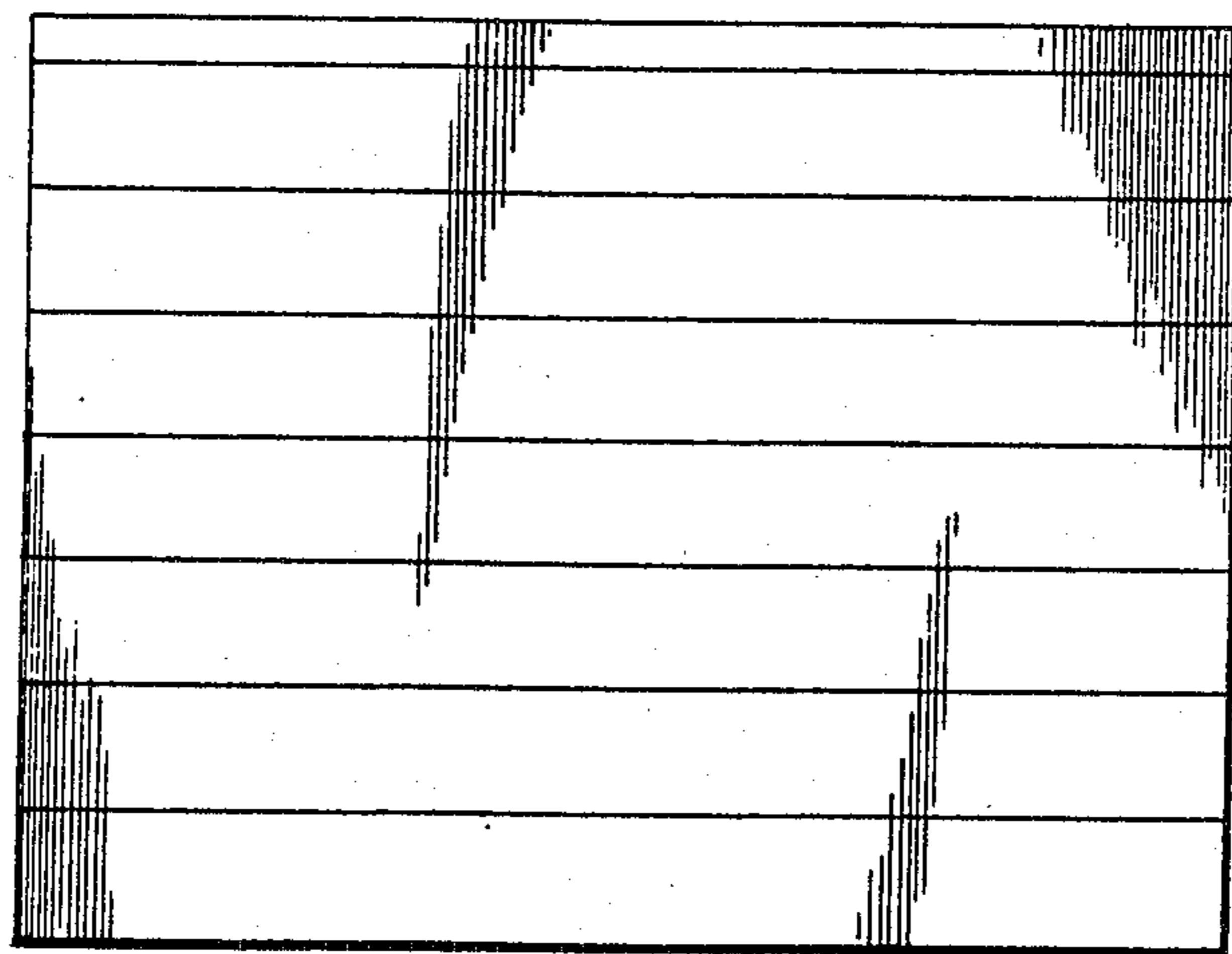
DESCRIPTION

FIG. 1 is a perspective view of a modular cabinet for  
filing computer print-outs showing my new design; the  
opposite side being a mirror image thereof; and  
FIG. 2 is a rear elevational view thereof; and  
FIG. 3 is a rear perspective view of a drawer, the cabi-  
net removed for convenience of illustration.

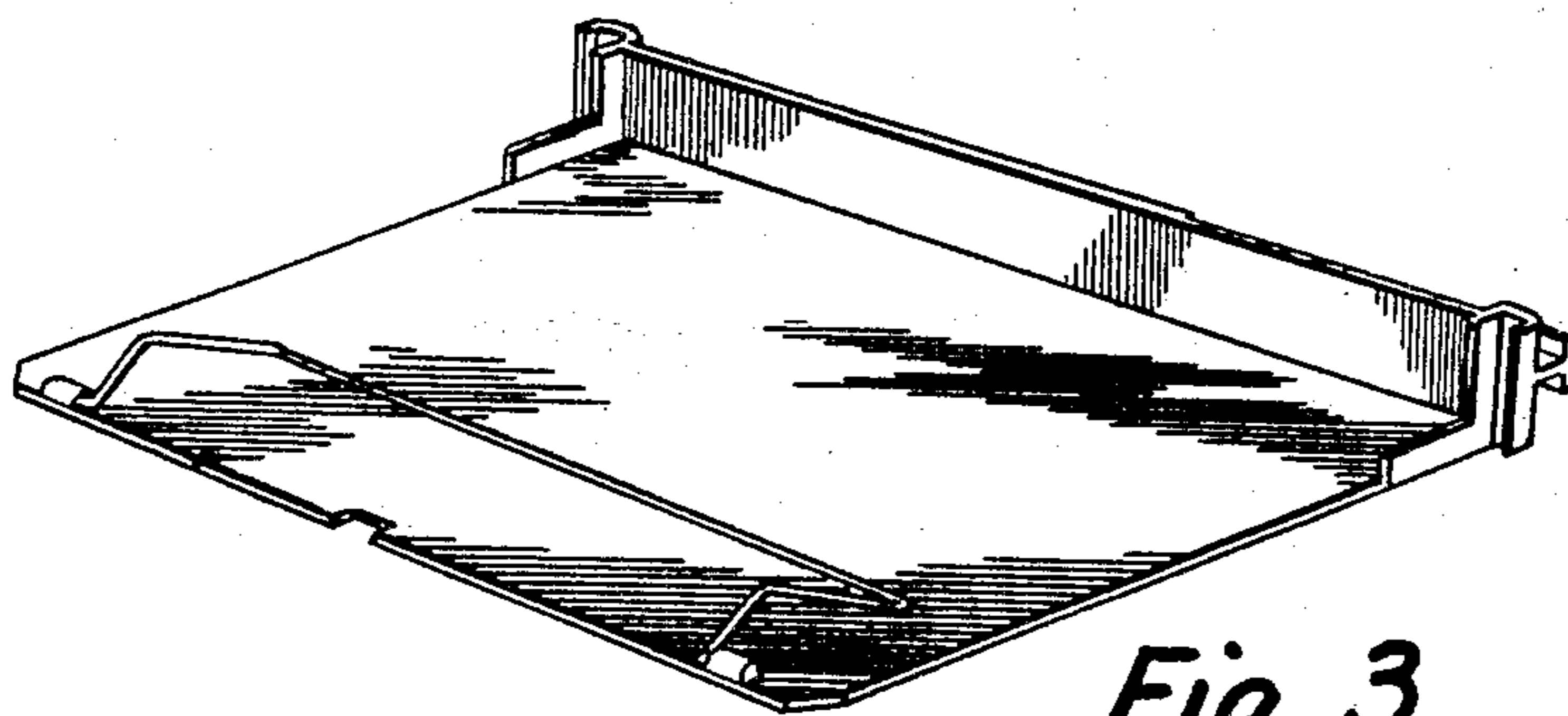




*Fig. 1.*



*Fig. 2.*



*Fig. 3.*