

[54] COMBINED WRITING INSTRUMENT AND FOLDING POCKET MEASURE

[76] Inventor: Gian L. Mori, Strada dal Cascinotto, 119, Torino, Italy

[\*\*] Term: 14 Years

[21] Appl. No.: 610,951

[22] Filed: Feb. 24, 1984

[30] Foreign Application Priority Data

Sep. 8, 1983 [IT] Italy ..... 53693/83[U]

[52] U.S. Cl. .... D19/36; D10/62; D10/71; D19/45

[58] Field of Search ..... D10/70, 71, 62; D19/35, D19/36, 37, 41-51; 401/195; 33/161

[56] References Cited

U.S. PATENT DOCUMENTS

- D. 195,924 8/1963 Perimutter ..... D19/45
- D. 220,061 3/1971 Kerns ..... D10/71
- D. 248,864 8/1978 Yen ..... D19/36
- D. 276,479 11/1984 Mori ..... D19/36
- 1,607,079 11/1976 Murphy ..... D19/36

Primary Examiner—George P. Word  
Attorney, Agent, or Firm—Young & Thompson

[57] CLAIM

The ornamental design for a combined writing instrument and folding pocket measure, as shown and described.

DESCRIPTION

FIG. 1 is a top plan view of a combined writing instrument and folding pocket measure showing my new design;

FIG. 2 is a bottom plan view thereof;

FIG. 3 is a front elevational view thereof;

FIG. 4 is a rear elevational view thereof;

FIG. 5 is a left end elevational view thereof;

FIG. 6 is a right end elevational view of FIG. 3;

FIG. 7 is a perspective view thereof with the folding pocket measure partially open;

FIG. 8 is a side view of FIG. 7 with an end portion broken away; and

FIG. 9 is a plan view of the design, on a reduced scale, with the folding pocket measure extended to its maximum length.

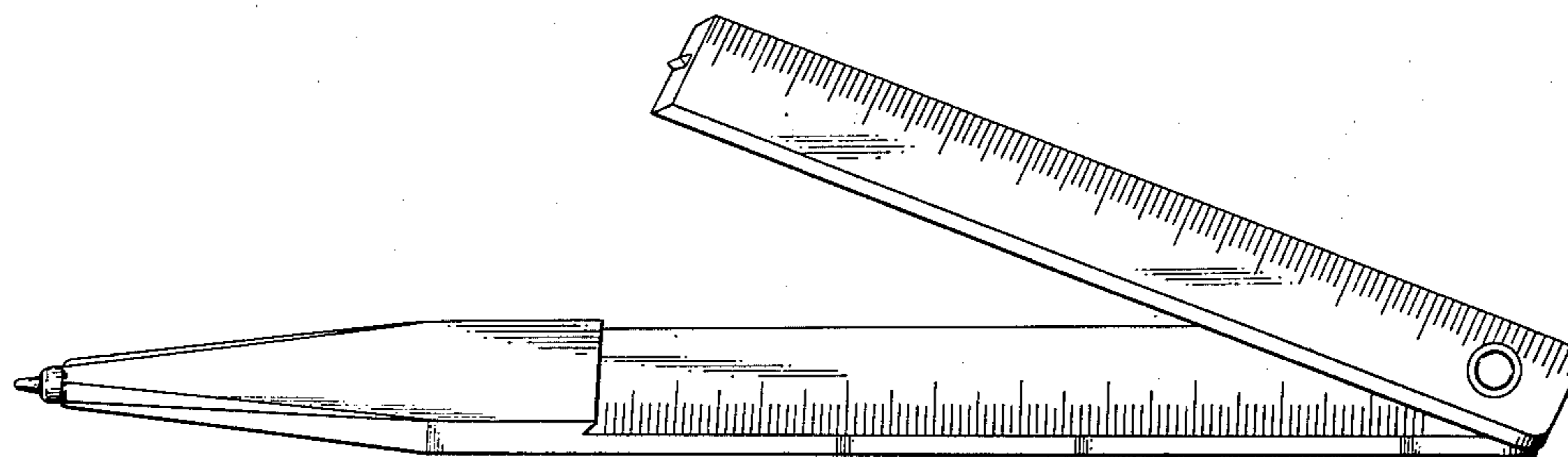



Fig. 1




Fig. 2




Fig. 3



Fig. 4



Fig. 5

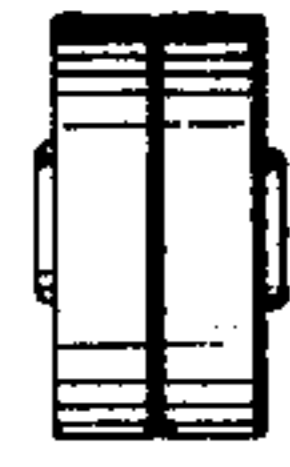


Fig. 6

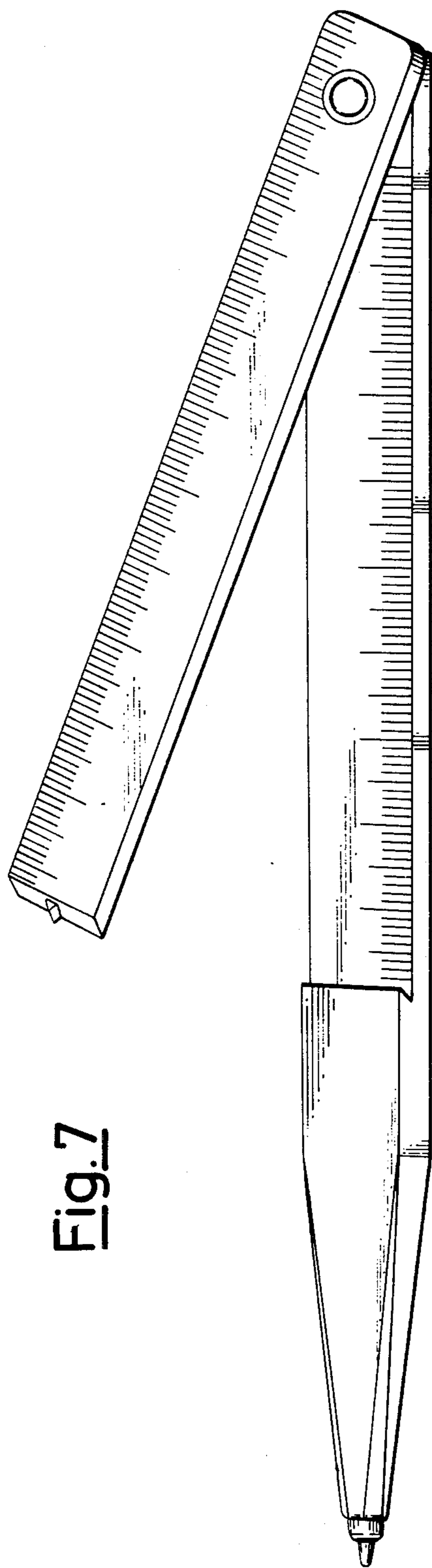


Fig. 8



Fig. 9

