

[54] THERMAL INDICATOR FOR VACUUM STERILIZER TEST PACKS

[75] Inventor: Egidio L. de Oliveira, Fairport, N.Y.

[73] Assignee: Sybron Corporation, Rochester, N.Y.

[**] Term: 14 Years

[21] Appl. No.: 551,961

[22] Filed: Nov. 15, 1983

[52] U.S. Cl. D10/57; D24/99

[58] Field of Search D10/57, 60; D24/99; 116/216; 422/55-60

[56] References Cited

U.S. PATENT DOCUMENTS

D. 253,492 11/1979 Augurt D24/99

Primary Examiner—Louis S. Zarfes

Attorney, Agent, or Firm—Robert A. Gerlach; Owen D. Marjama

[57] CLAIM

The ornamental design for a thermal indicator for vac-

uum sterilizer test packs, substantially as shown and described.

DESCRIPTION

FIG. 1 is a top plan view of a thermal indicator for vacuum sterilizer test pack showing my new design;

FIG. 2 is a side elevational view thereof;

FIG. 3 is an enlarged section taken on line 3—3 of FIG. 1;


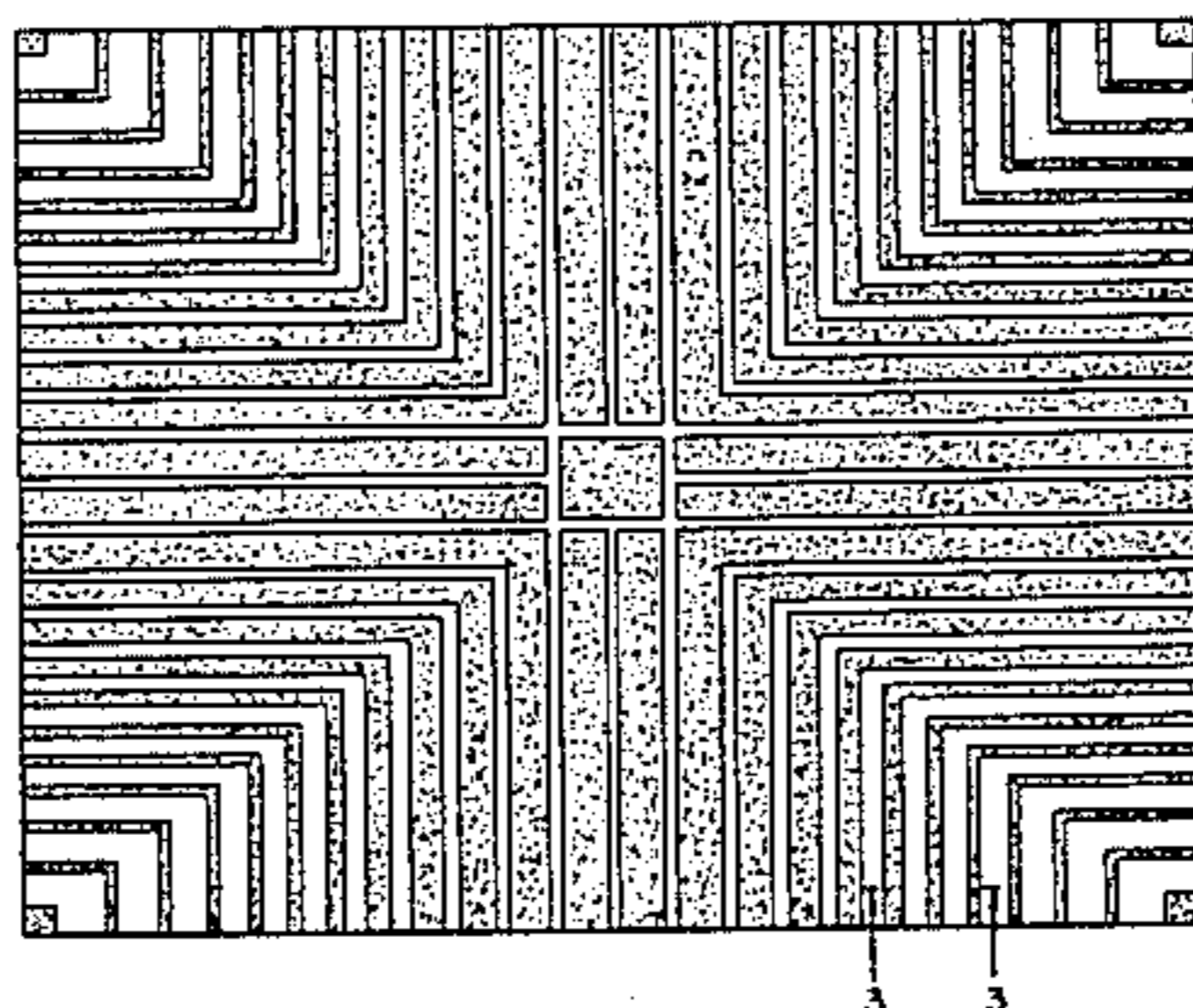



FIG. 4 is a top plan view of the indicator after exposure in vacuum sterilizer;

FIG. 5 is a top plan view of a thermal indicator for vacuum sterilizer test pack showing a second embodiment of my new design;

FIG. 6 is a top plan view of a thermal indicator for vacuum sterilizer test pack showing a third embodiment of my new design; and

FIG. 7 is a top plan view of a thermal indicator for vacuum sterilizer test pack showing a fourth embodiment of my new design.

All embodiments are plain in bottom plan, with side and sectional views as shown in FIGS. 2 and 3.






FIG. 1

3 3



FIG. 2

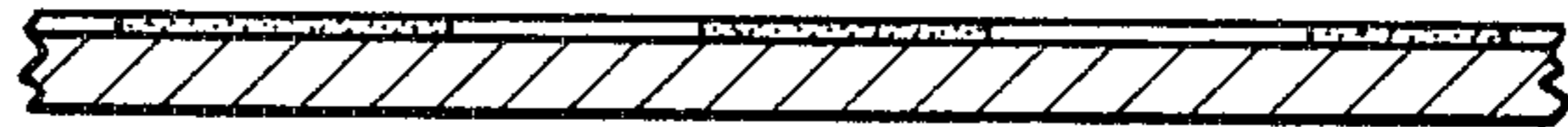


FIG. 3




FIG. 4




FIG. 5




FIG. 6




FIG. 7

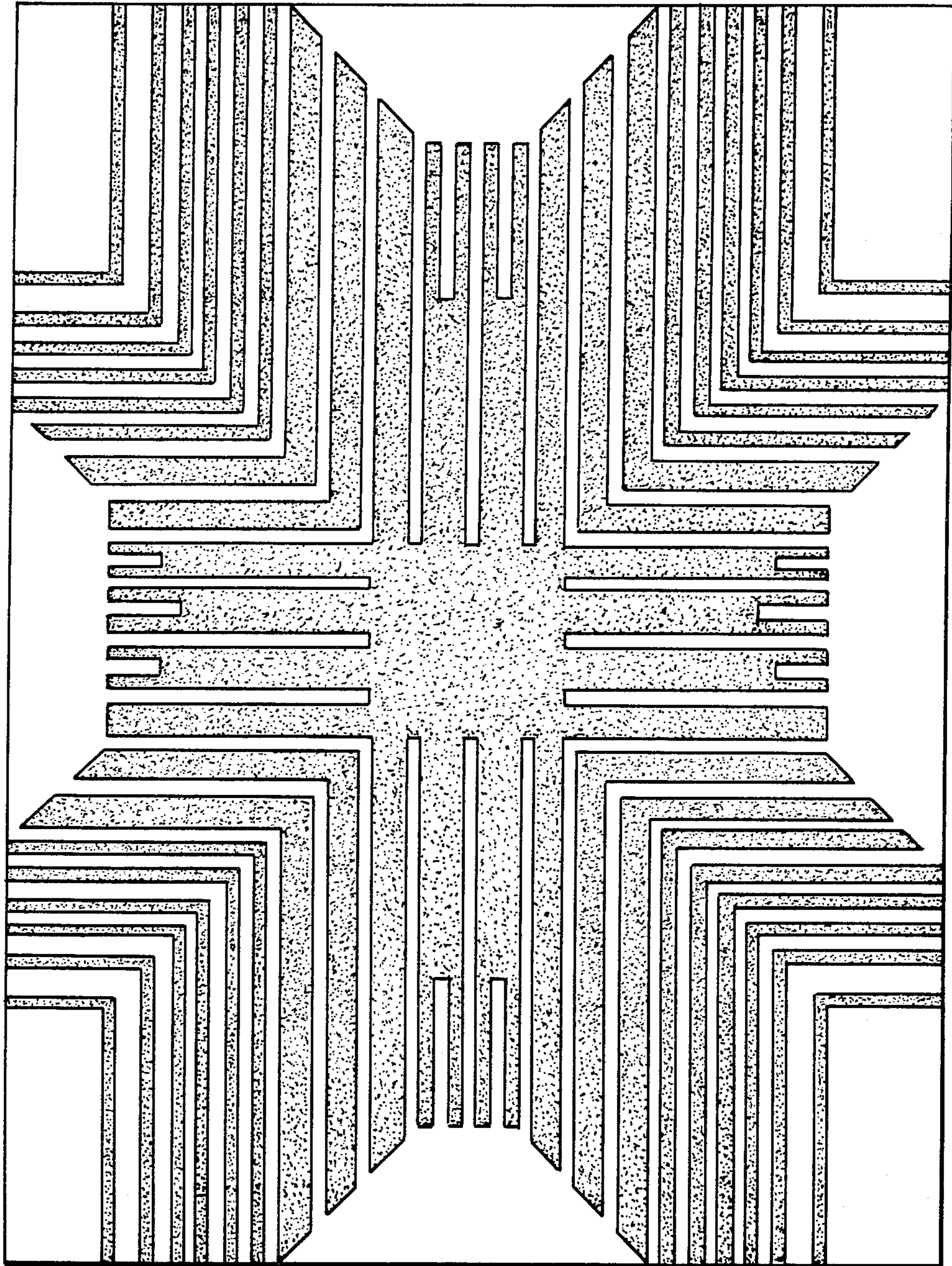


FIG. 8