

United States Patent [19]

Perrin

[11] Patent Number: **Des. 286,621**

[45] Date of Patent: **** Nov. 11, 1986**

[54] **DESIGN FOR A WRISTWATCH**

[76] Inventor: **Alain-Dominique Perrin**, 32, avenue
Impératrice Joséphine, 92500
Rueil-Malmaison, France

[**] Term: **14 Years**

[21] Appl. No.: **687,463**

[22] Filed: **Feb. 5, 1985**

Related U.S. Application Data

[62] Division of Ser. No. 433,095, Oct. 6, 1982, Pat. No.
Des. 278,693.

[30] **Foreign Application Priority Data**

Apr. 6, 1982 [FR] France 821,203

Apr. 16, 1982 [FR] France 821,342

[52] **U.S. Cl.** **D10/32**

[58] **Field of Search** **D10/30, 32, 38, 39,**
D10/122-126; 368/281, 282, 228, 285

[56] **References Cited**

U.S. PATENT DOCUMENTS

D. 225,124 11/1972 Osawa D10/39

D. 238,660 2/1976 Ruefli D10/30 X
D. 259,186 5/1981 Perrin D10/32
D. 267,549 1/1983 Kanoui D10/39

OTHER PUBLICATIONS

European Jeweler, 7/74, p. 56, item #3, Wristwatch.

Primary Examiner—Bernard Ansher

Assistant Examiner—Terry Pfeffer

Attorney, Agent, or Firm—Cushman, Darby & Cushman

[57] **CLAIM**

The ornamental design for a wristwatch, as shown and described.

DESCRIPTION

FIG. 1 is a front elevational view of a wristwatch showing my new design;

FIG. 2 is a front elevational view thereof shown in a closed position;

FIG. 3 is a bottom plan view thereof;

FIG. 4 is a fragmentary top plan view thereof;

FIG. 5 is a fragmentary rear elevational view thereof;

and

FIG. 6 is a fragmentary front elevational view of the clasp.



Fig:1




Fig:2




Fig:3

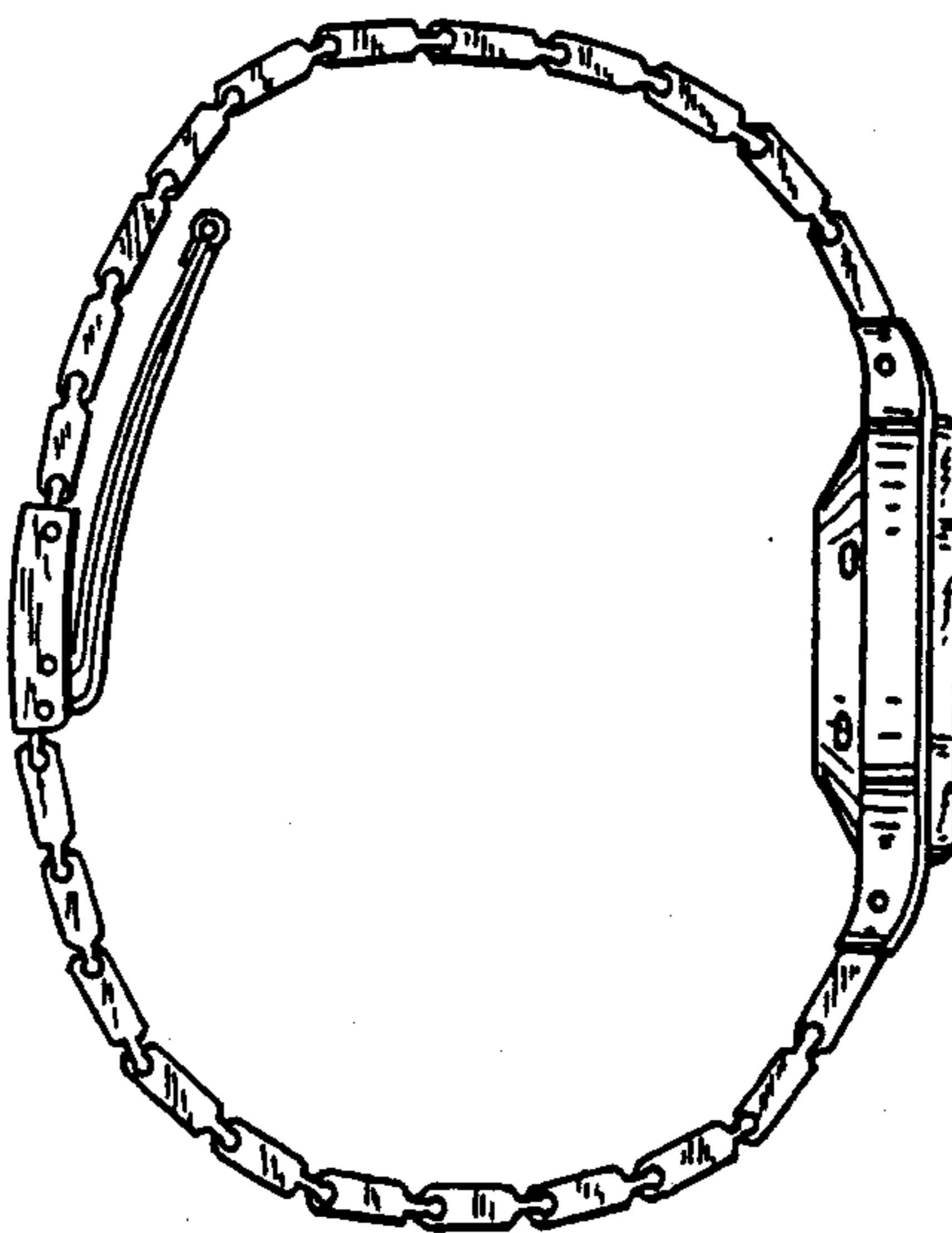


Fig:4

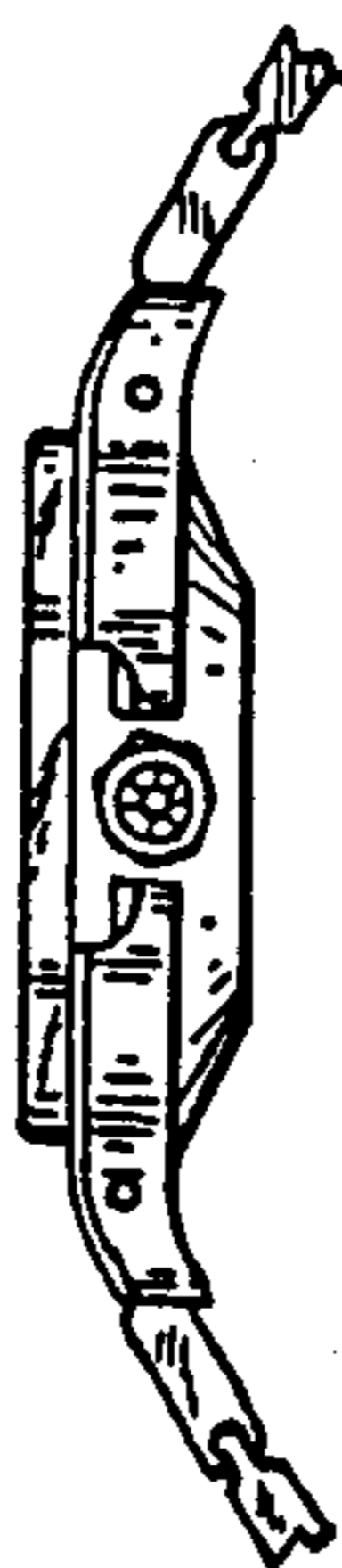


Fig:5

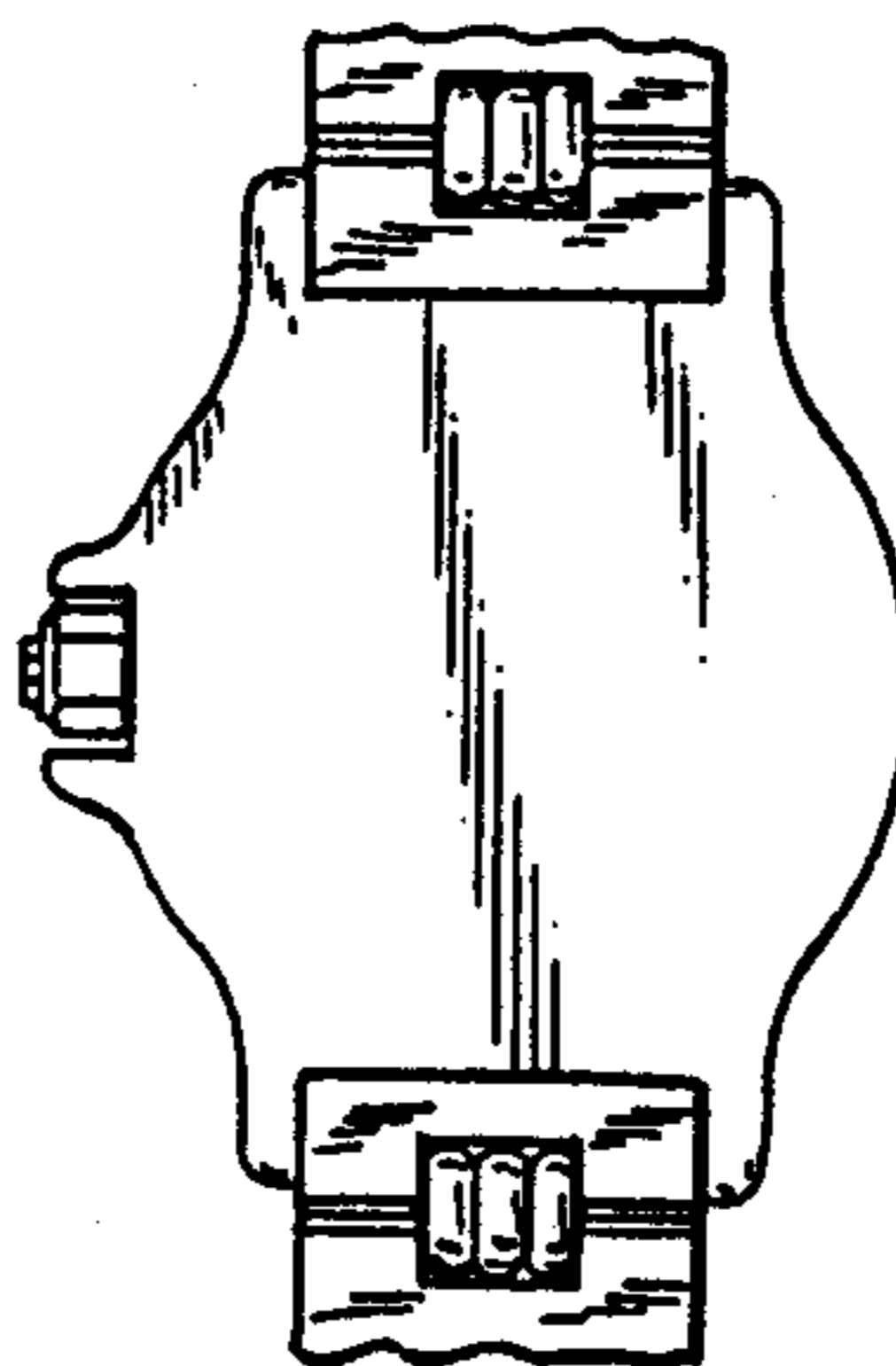


Fig:6

