

[54] WALL MOUNTED RECEPTACLE

[75] Inventors: Stephen T. Meyer; C. Rodger Meyer,  
both of Hamilton County, Ind.

[73] Assignee: Deflecto Corporation, Indianapolis,  
Ind.

[\*\*] Term: 14 Years

[21] Appl. No.: 625,098

[22] Filed: Jun. 27, 1984

[52] U.S. Cl. .... D6/573

[58] Field of Search ..... D6/512, 525, 526, 552,  
D6/553, 567, 573, 569; 211/13, 16, 35, 40, 42,  
45, 60.1, 61, 85, 88, 71, 74, 75, 90, 126, 128, 134,  
153, 181; 248/311.2, 314, 243, 244, 235, 245,  
297.2, 340, 333, 327, 315, 251

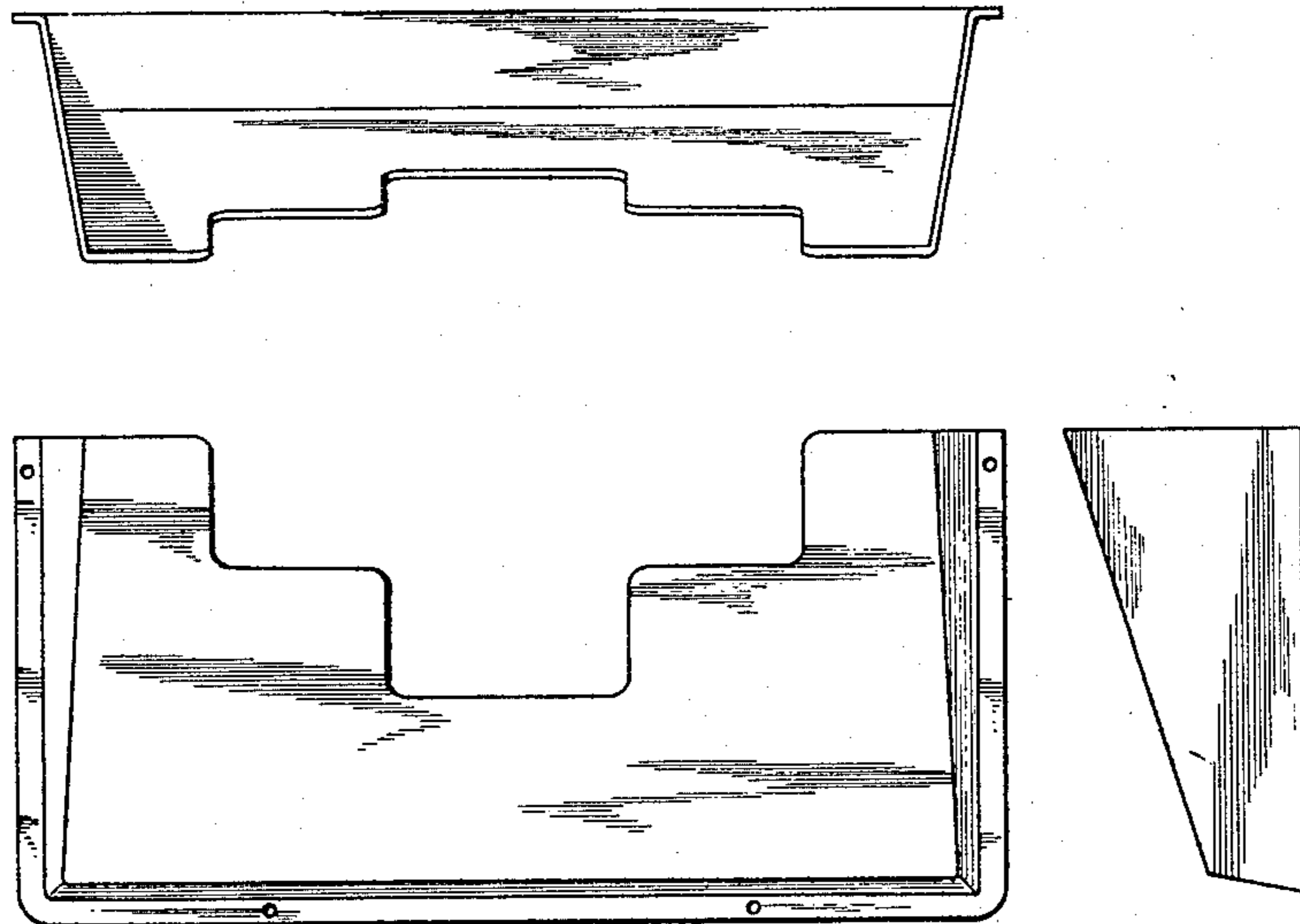
D. 232,201 7/1974 Hoffman ..... D6/553  
 D. 247,112 1/1978 Olivan ..... D6/569  
 D. 257,924 1/1981 Rabig ..... D6/573  
 D. 282,702 2/1986 Maus ..... D6/573  
 4,099,813 7/1978 Olivan ..... 312/245

Primary Examiner—Wallace R. Burke  
 Assistant Examiner—Suzanne N. Gitlin  
 Attorney, Agent, or Firm—Woodard, Weikart, Emhardt  
 & Naughton

[56] References Cited  
 U.S. PATENT DOCUMENTS  
 D. 161,127 12/1950 Robins ..... D6/553

[57] CLAIM  
 The ornamental design for a wall mounted receptacle,  
 as shown and described.

DESCRIPTION  
 FIG. 1 is a front elevational view of a wall mounted  
 receptacle showing our new design;  
 FIG. 2 is a side elevational view taken from the right of  
 FIG. 1;  
 FIG. 3 is a top plan view thereof;  
 FIG. 4 is a rear elevational view thereof;  
 FIG. 5 is a bottom plan view thereof.



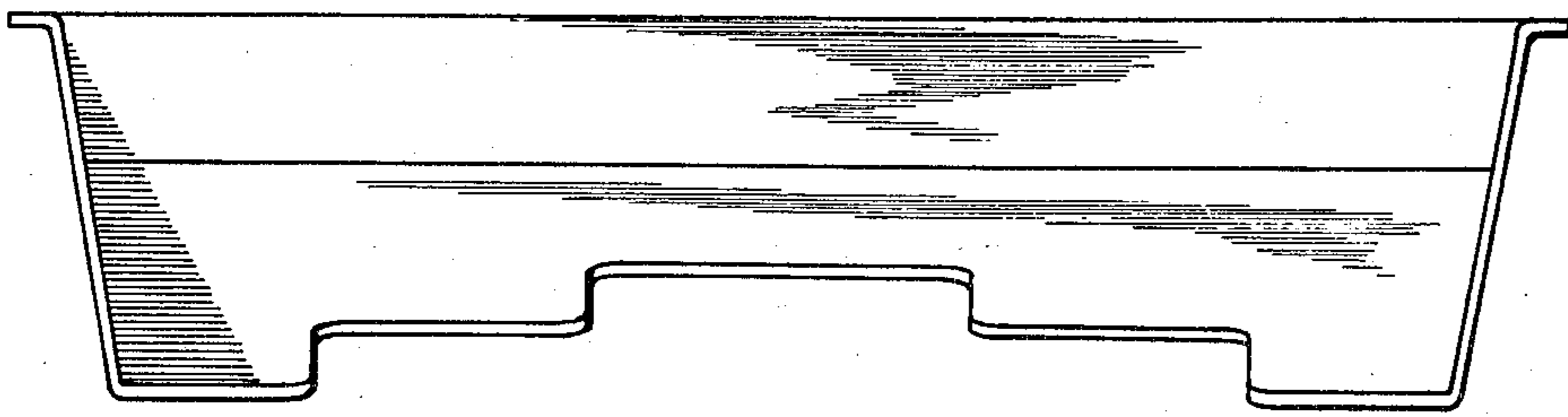


Fig. 3




Fig. 1

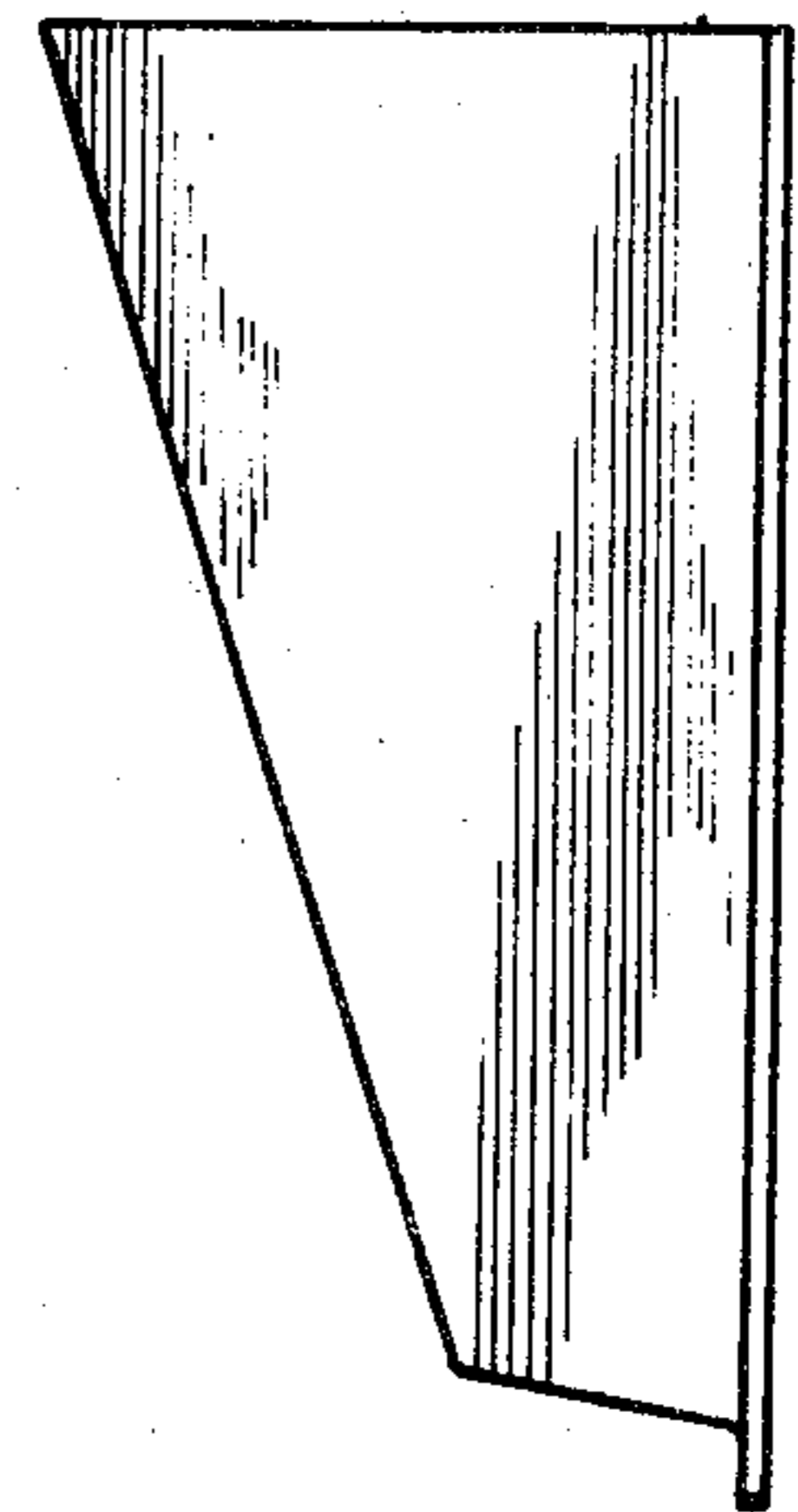


Fig. 2




Fig. 4

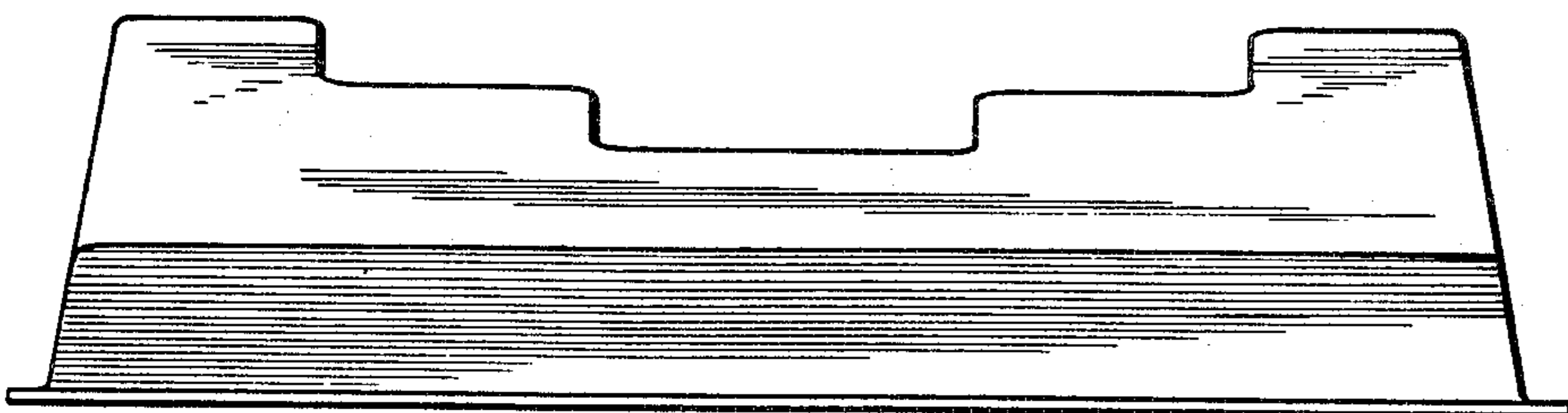


Fig. 5