

[54] DISPENSING CAP FOR AN EYEDROP BOTTLE

[76] Inventor: Susan M. Jakub, 23 Friend St., Hingham, Mass. 02043

[**] Term: 14 Years

[21] Appl. No.: 591,947

[22] Filed: Mar. 21, 1984

[52] U.S. Cl. D24/63

[58] Field of Search D24/63, 23, 8, 29, 99; 604/295, 300, 301, 302

[56] References Cited

U.S. PATENT DOCUMENTS

D. 30,756	5/1899	Stephens .	
D. 244,670	6/1977	Winikoff	D24/63
1,654,888	1/1928	King .	
1,692,143	11/1928	Strunz .	
1,767,080	6/1930	King .	
1,900,201	3/1933	Sager .	
2,019,071	10/1935	Carr	128/249
2,209,192	7/1940	Demsey	604/301

2,278,326	3/1942	Leonard	128/249
2,626,606	1/1953	Campbell	128/249
2,920,624	1/1960	Lerner et al.	604/301
4,032,239	6/1977	Maupin	401/203
4,085,750	4/1978	Bosshold	604/302

Primary Examiner—A. Hugo Word
Assistant Examiner—Stella M. Reid

[57] CLAIM

The ornamental design for a dispensing cap for an eyedrop bottle, substantially as shown and described.

DESCRIPTION

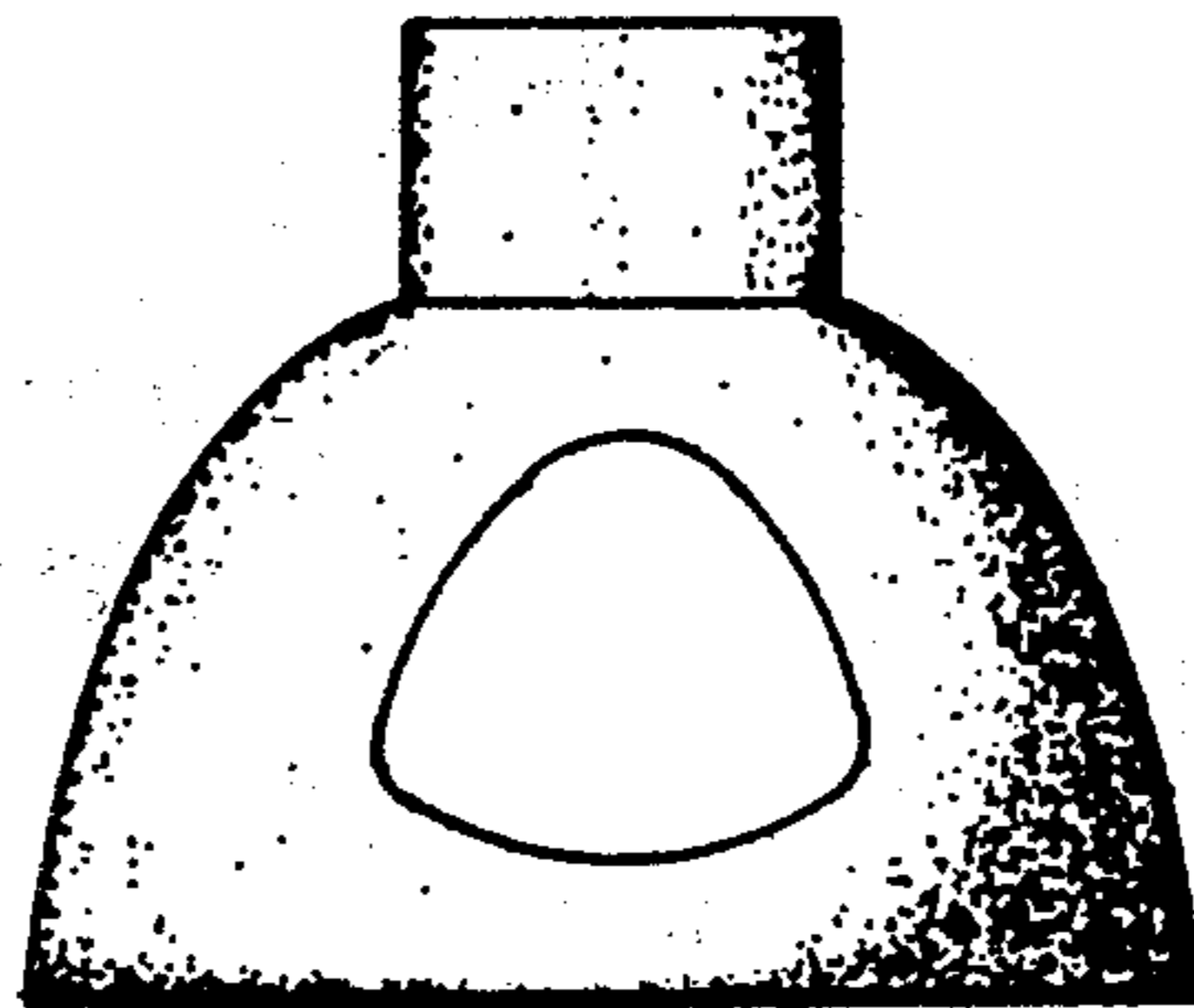
FIG. 1 is a front elevational view of a dispensing cap for an eyedrop bottle, showing my new design, the back elevational view being substantially a mirror image thereof;

FIG. 2 is a side elevational view thereof, the opposite side being substantially a mirror image thereof;

FIG. 3 is a top plan view thereof;

FIG. 4 is a bottom plan view thereof; and

FIG. 5 is a cross-sectional view taken along line 5—5 of FIG. 2.



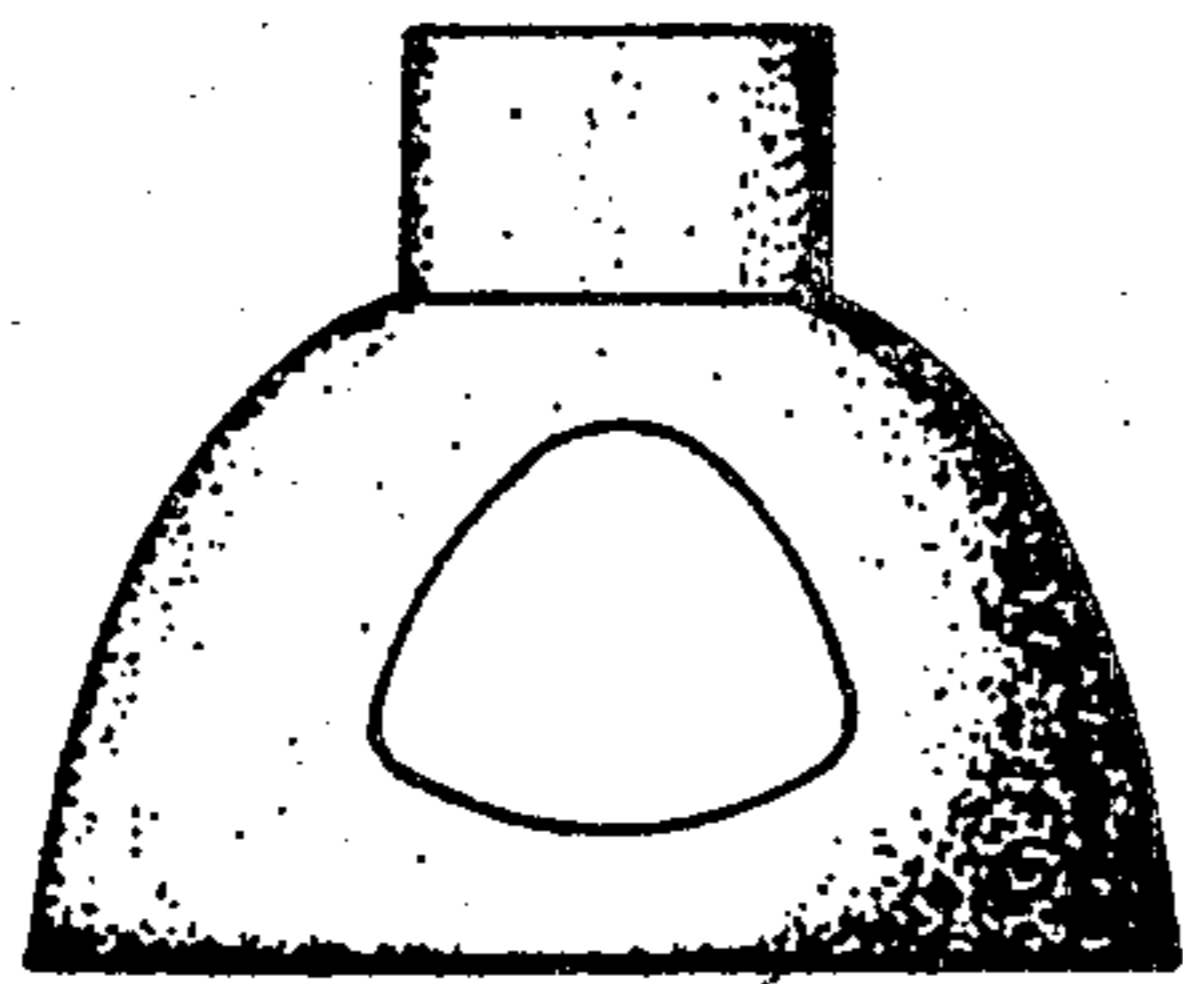


FIG. 1




FIG. 2




FIG. 3

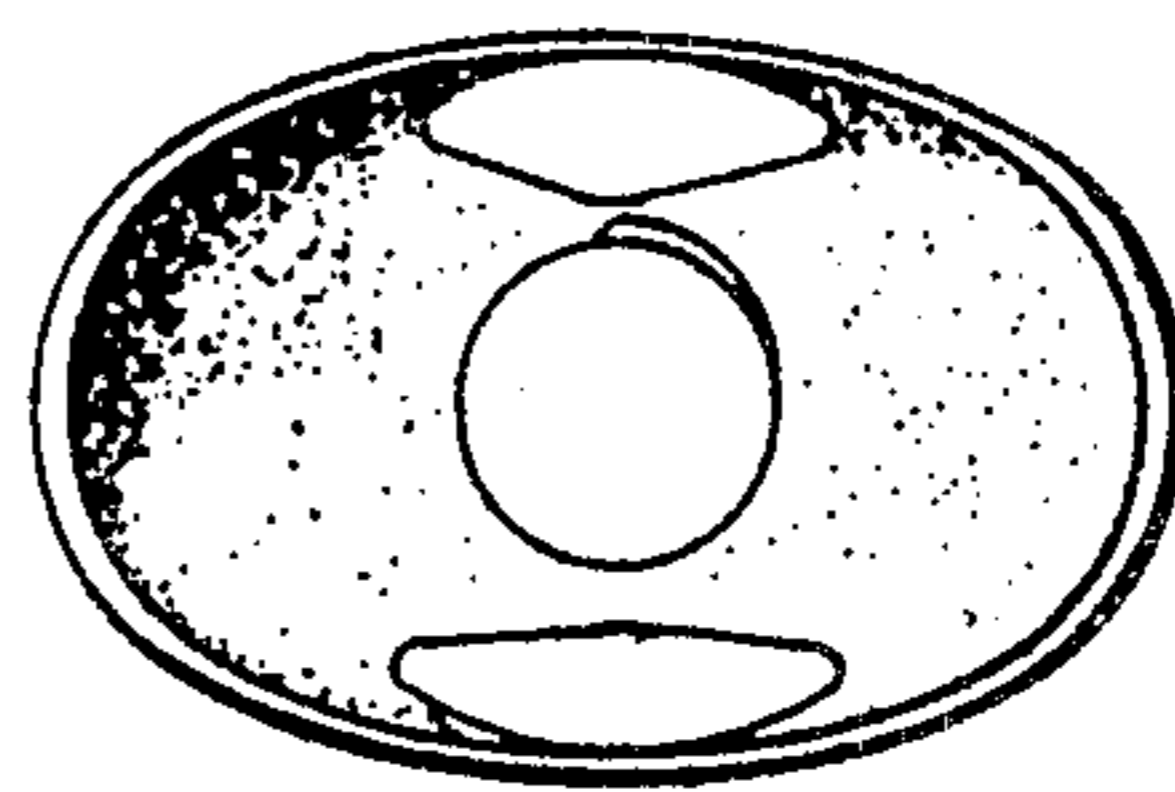


FIG. 4

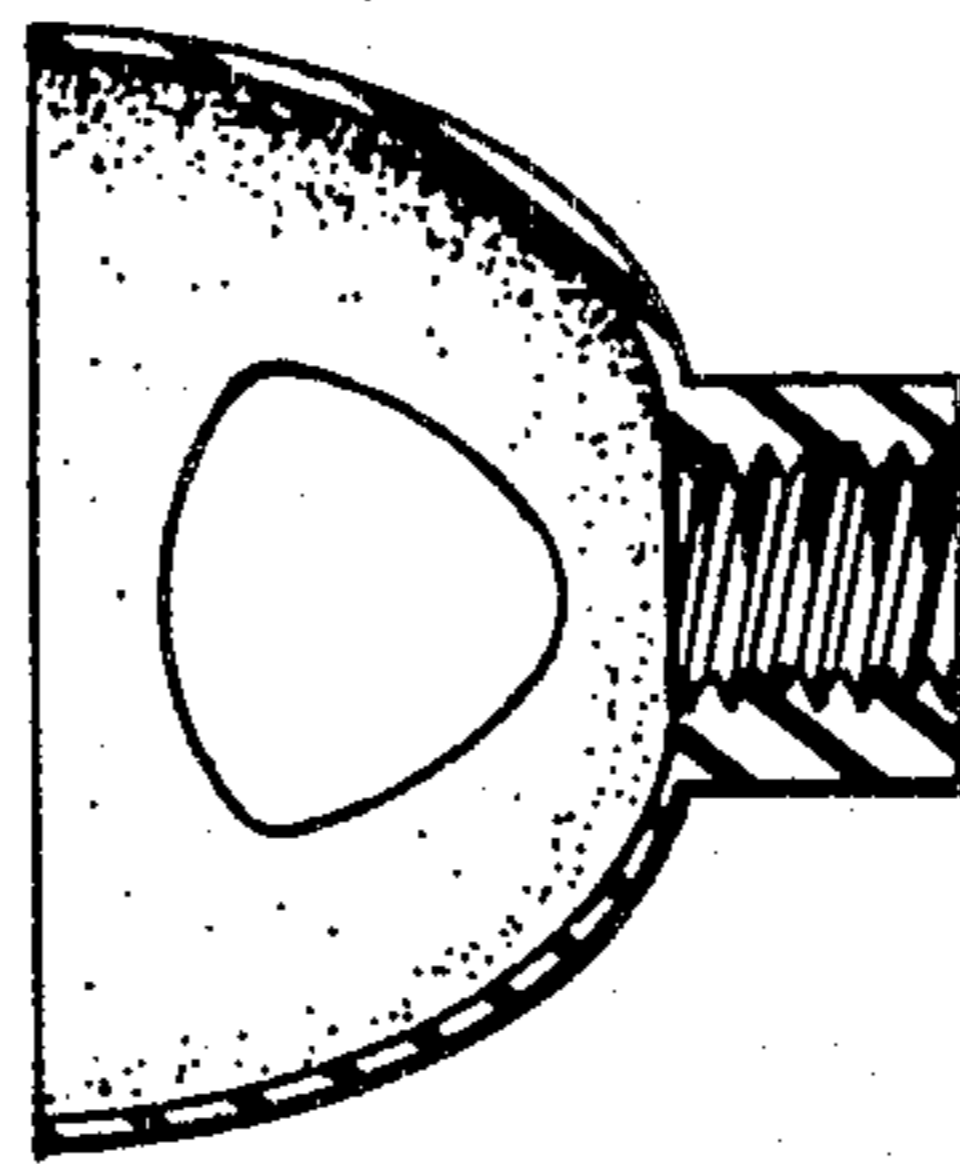


FIG. 5