

[54] PIPETTE TIP

[75] Inventor: Fred G. Williams, San Anselmo, Calif.

[73] Assignee: Cetus Corporation, Emeryville, Calif.

[\*\*] Term: 14 Years

[21] Appl. No.: 545,757

[22] Filed: Oct. 26, 1983

[52] U.S. Cl. .... D24/55

[58] Field of Search ..... D24/51-55; 73/864.01, 864.14, 864.18; 222/209; 422/100

[56] References Cited

U.S. PATENT DOCUMENTS

D. 198,263	5/1964	Tietje et al. ....	D24/60
D. 204,352	4/1966	Eizenberg ....	D24/54
D. 251,502	4/1979	Bridle ....	D24/52
D. 255,601	6/1980	De Vaughn ....	D24/55
D. 256,052	7/1980	De Vaughn ....	D24/99
D. 266,358	9/1982	Kerns ....	D24/56

D. 274,651	7/1984	De Vaughn .....	D24/55
D. 274,652	7/1984	De Vaughn .....	D24/55

OTHER PUBLICATIONS

Fisher Scientific Catalogue 1981, p. 982, Item "A" 5 to 100 µl Yellow Pipette Tip.

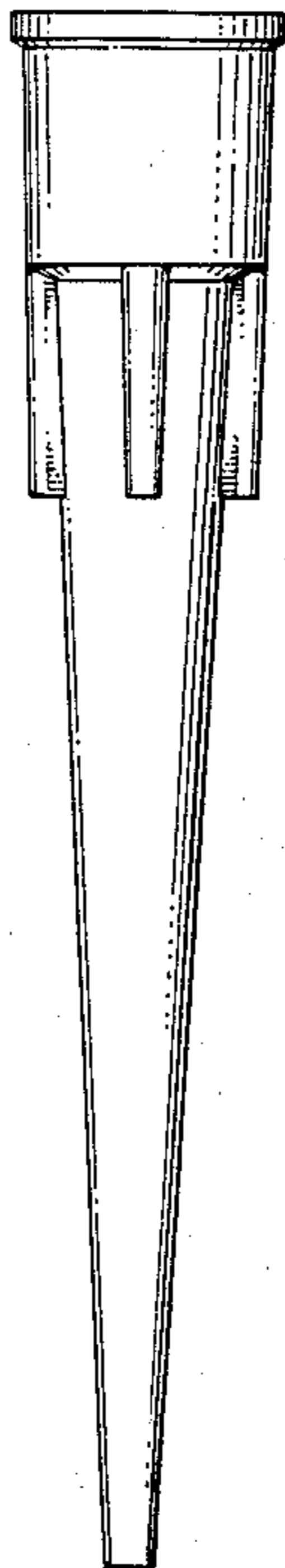
Primary Examiner—Wallace R. Burke  
Assistant Examiner—Brian N. Vinson  
Attorney, Agent, or Firm—Ralph L. Freeland, Jr.; Leona L. Lauder; Albert P. Halluin

[57] CLAIM

The ornamental design for a pipette tip, as shown and described.

DESCRIPTION

FIG. 1 is a perspective view of a pipette tip showing my new design;  
FIG. 2 is a side elevation thereof, the undisclosed sides being identical;  
FIG. 3 is a top plan view thereof; and  
FIG. 4 is a bottom plan view thereof.



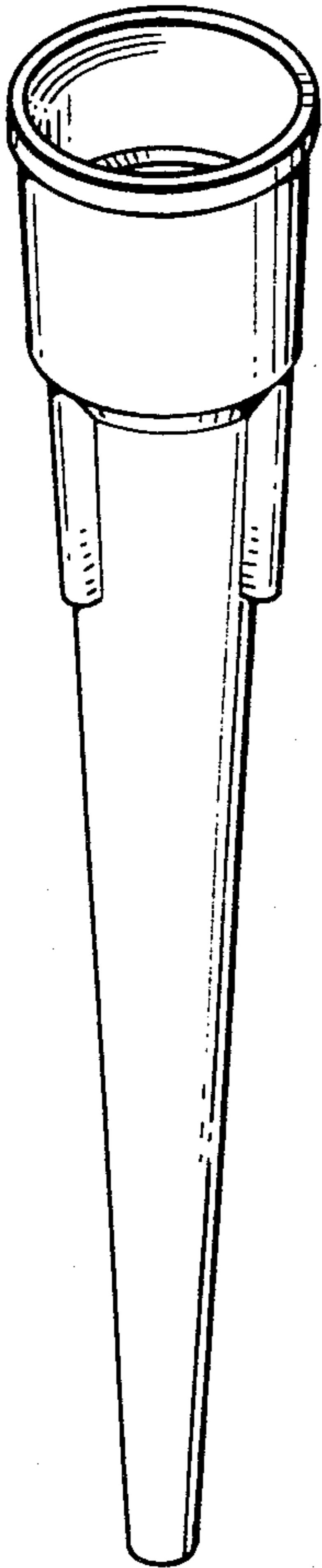


FIG. 1.

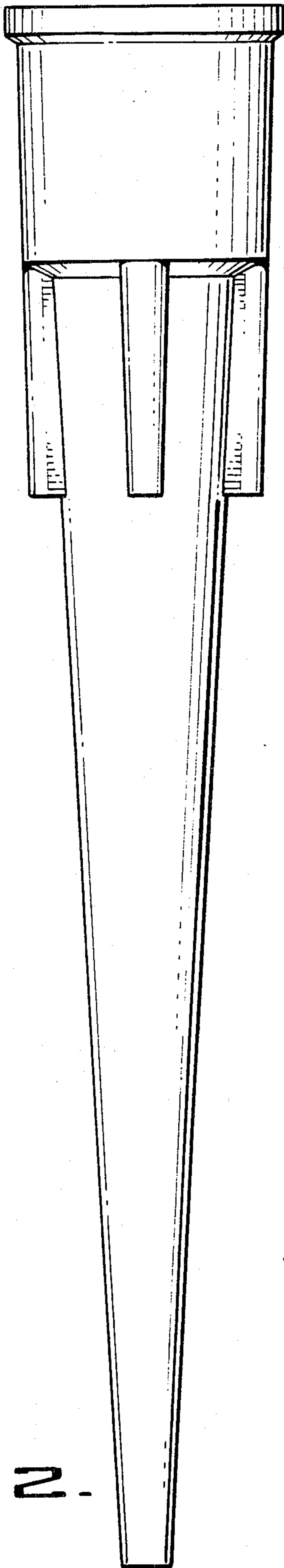


FIG. 2.

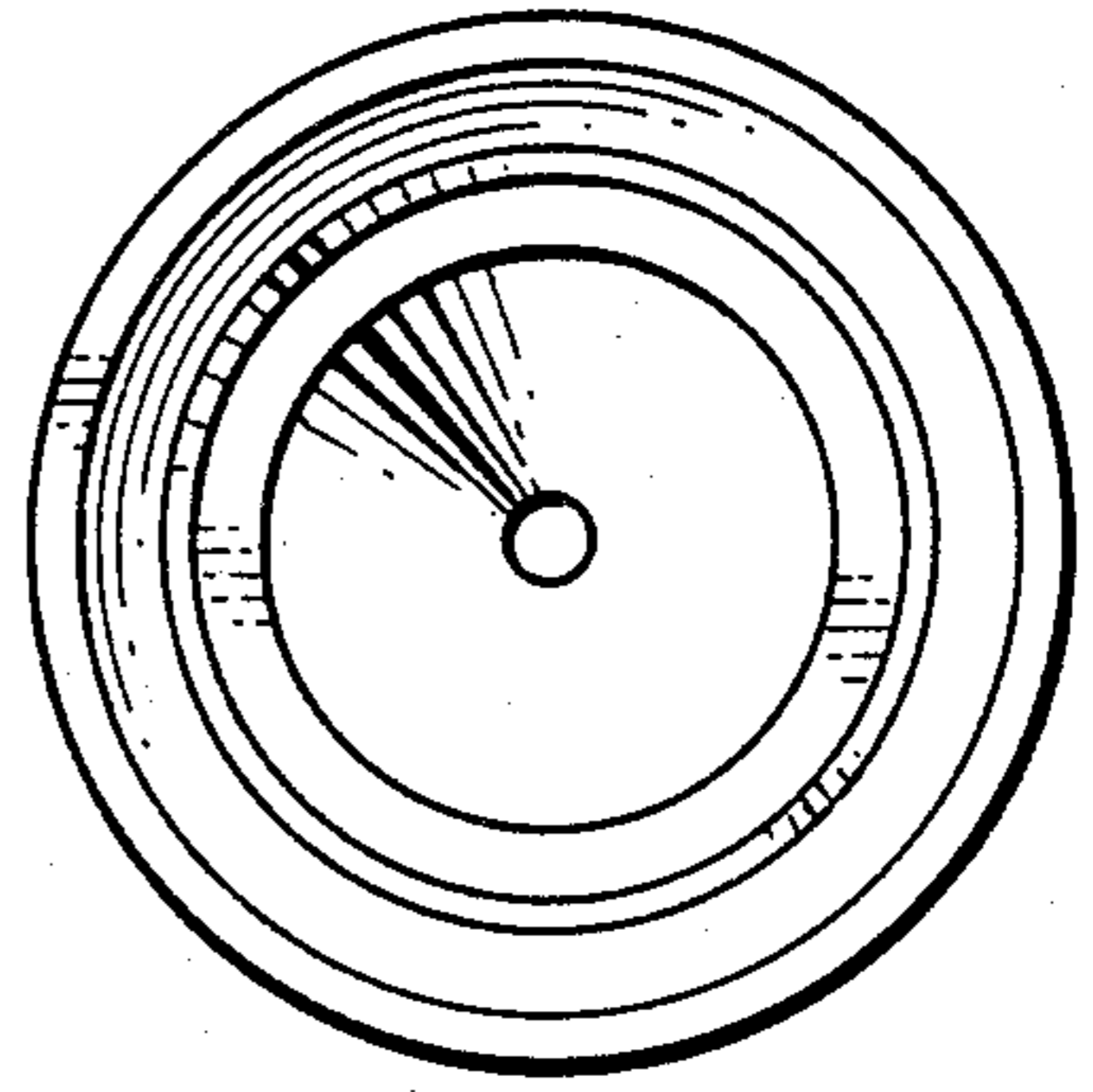


FIG. 3.

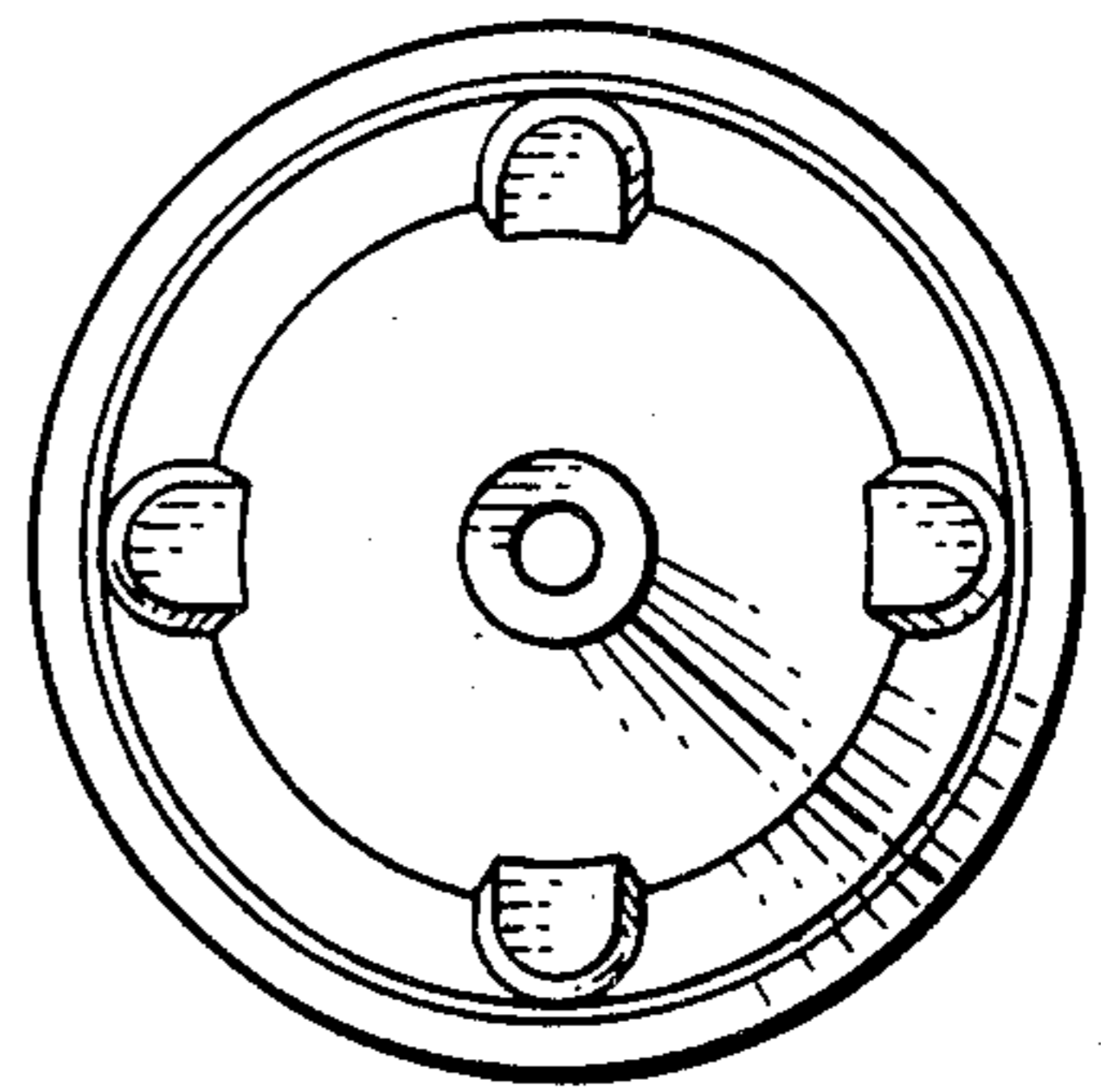


FIG. 4.