

[54] FLOAT FOR SWIMMING POOL CHLORINE DISPENSER

2,518,721 5/1947 Risch ..... D22/21 X  
3,074,078 1/1963 Varian ..... 210/169

[75] Inventor: Henry S. Wolfe, St. Petersburg, Fla.

[73] Assignee: Gulf Coast Aqua Leisure, Inc., Clearwater, Fla.

[\*\*] Term: 14 Years

[21] Appl. No.: 597,259

[22] Filed: Apr. 6, 1984

[52] U.S. Cl. .... D23/3

[58] Field of Search ..... D23/1-4;  
D22/21; 422/263-266; 210/169, 242.1;  
D11/49, 50, 57, 82, 107, 127, 137, 158, 162;  
D4/124-125

[56] References Cited

U.S. PATENT DOCUMENTS

- D. 69,310 1/1926 Cumming ..... D11/162 X
- D. 224,401 7/1972 Clinton ..... D23/3
- D. 252,337 7/1979 Hehnen ..... D23/3
- D. 256,498 8/1980 Kennedy ..... D23/3
- D. 275,311 8/1984 Wolfe ..... D23/3

OTHER PUBLICATIONS

"Maxi-Magnum" Decoy, The Sporting Goods Dealer, Aug. 1974, p. 145.

Primary Examiner—Wallace R. Burke

Assistant Examiner—Brian N. Vinson

Attorney, Agent, or Firm—Irvin A. Lavine

[57] CLAIM

The ornamental design for a float for swimming pool chlorine dispenser, substantially as shown and described.

DESCRIPTION

FIG. 1 is a left side elevation of a float for swimming pool chlorine dispenser showing my new design, the right side being identical in appearance;


FIG. 2 is a front elevation thereof;


FIG. 3 is a top plan view thereof;

FIG. 4 is a bottom plan view thereof; and

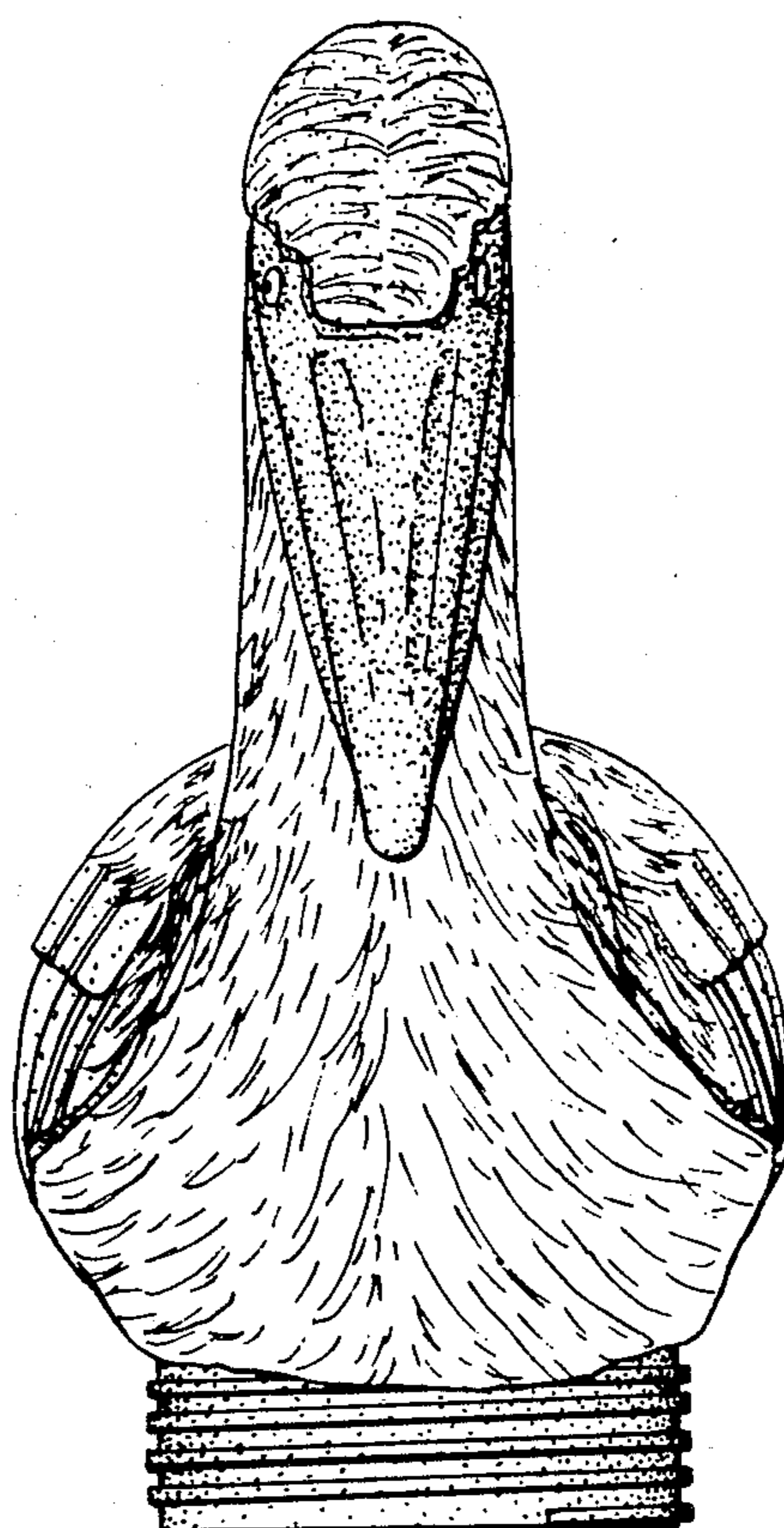
FIG. 5 is a rear elevation thereof.

The right side view is substantially identical to the left side view shown in FIG. 1.





*FIG. 1*



*FIG. 2*

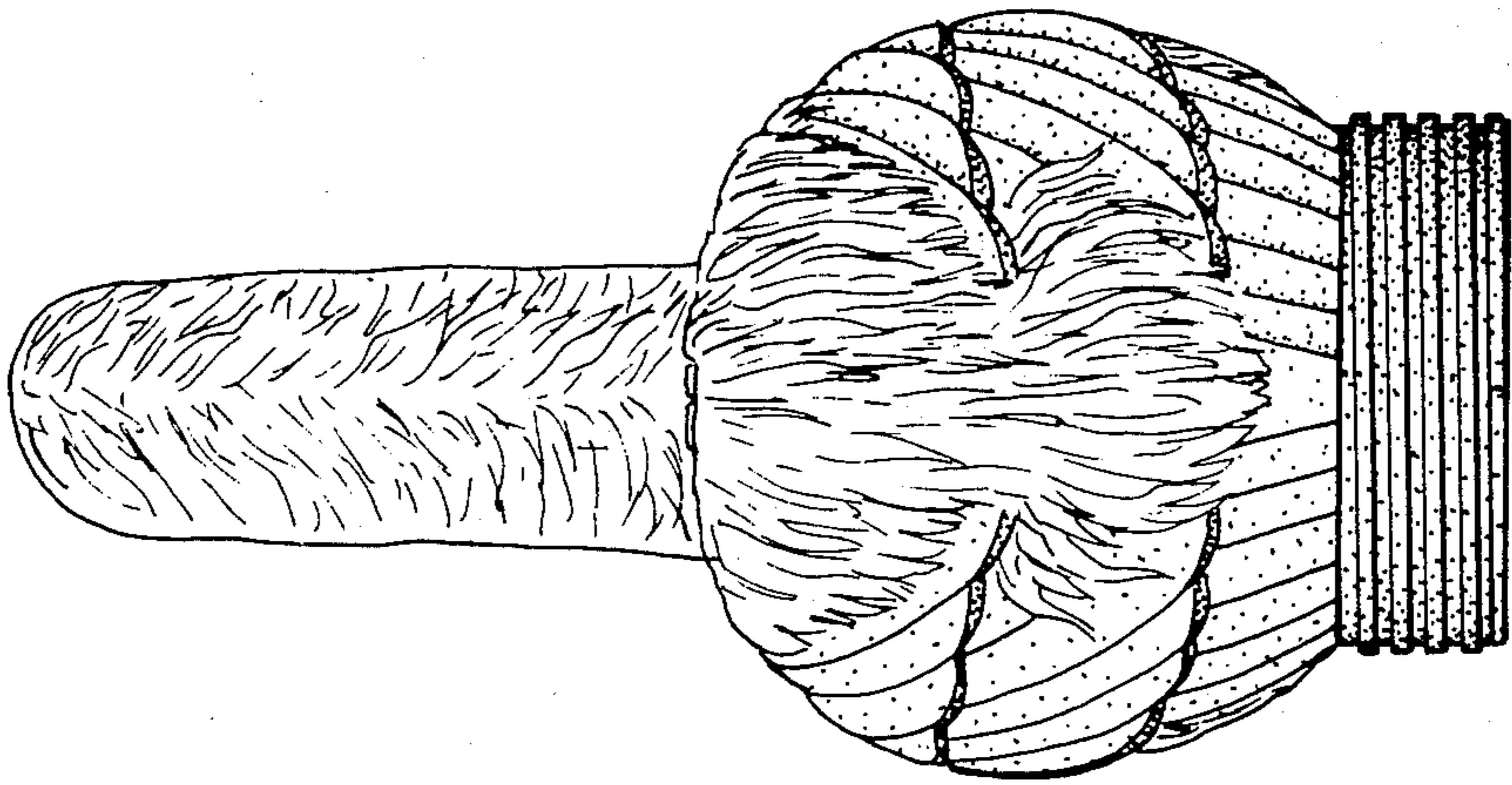


FIG. 5

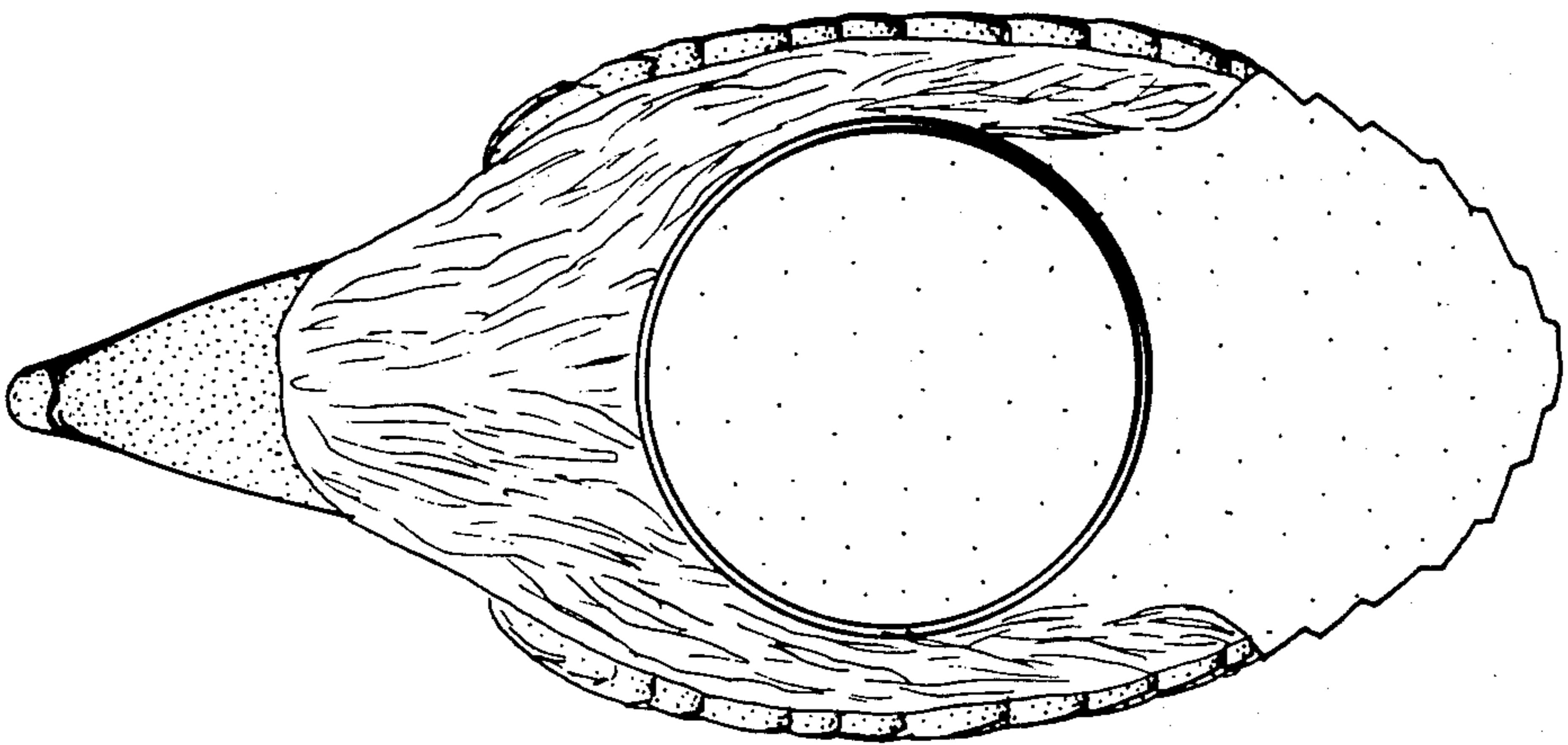


FIG. 4

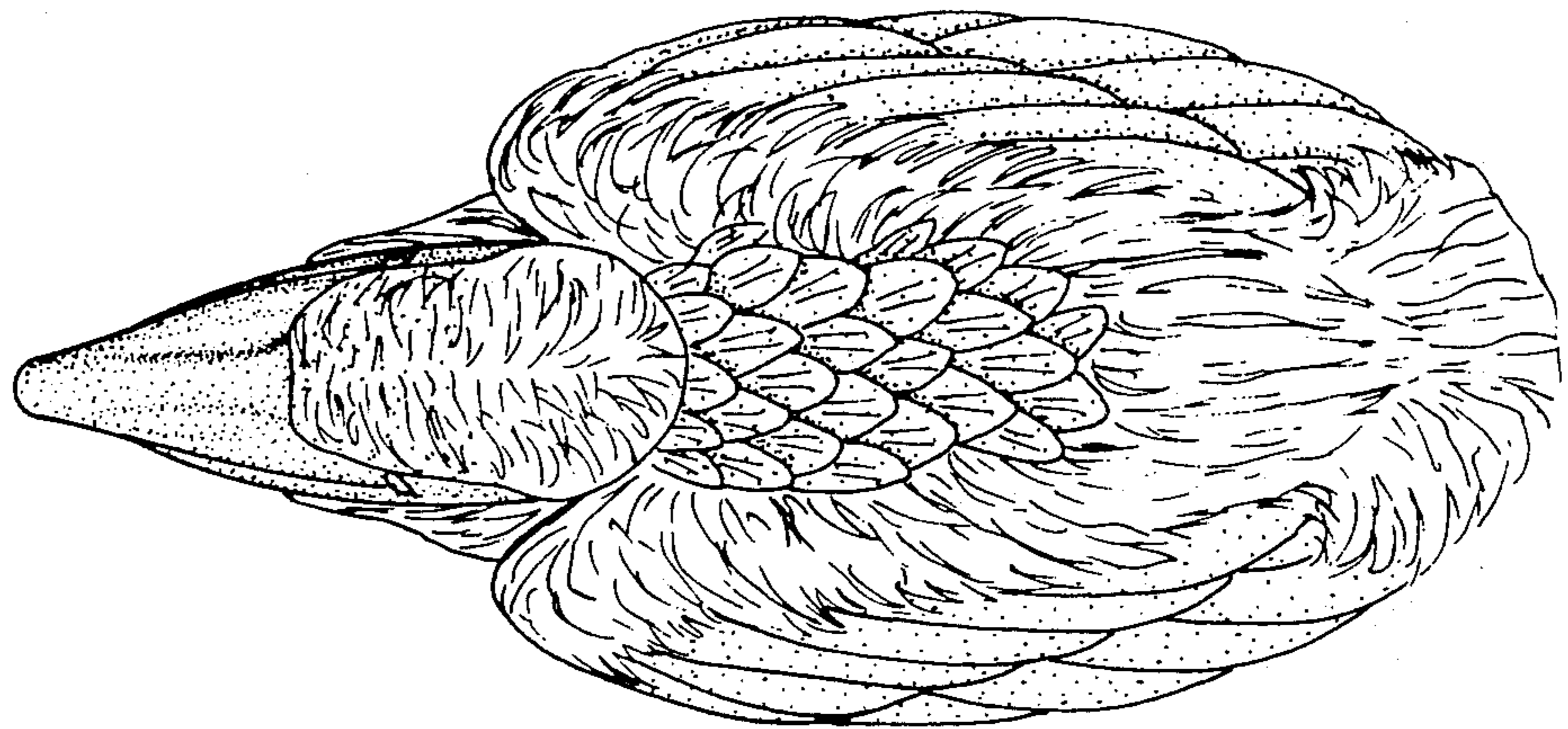


FIG. 3