

[54] POCKET ELECTRIC ERASER

[76] Inventor: James C. Hsieh, 4Fl., No. 2, Alley 21, Lane 47, Cheng-Kung Rd., Sec. 1, Yung Ho City, China

[\*\*] Term: 14 Years

[21] Appl. No.: 596,338

[22] Filed: Apr. 3, 1984

[52] U.S. Cl. .... D19/53; D8/62

[58] Field of Search ..... D19/35, 36, 53, 43, D19/57; 15/3.53; D8/62

[56] References Cited

U.S. PATENT DOCUMENTS

D. 184,831	4/1959	Palma	.....	D19/53
D. 186,922	12/1959	Streich et al.	.....	D19/53
D. 187,496	3/1960	Hirata	.....	D19/53
D. 223,969	6/1972	Collura	.....	D19/53
D. 271,889	12/1983	Kruckel et al.	.....	D19/57
2,128,524	8/1938	Daviau	.....	D8/62

FOREIGN PATENT DOCUMENTS

624332 9/1961 Italy ..... 15/3.53

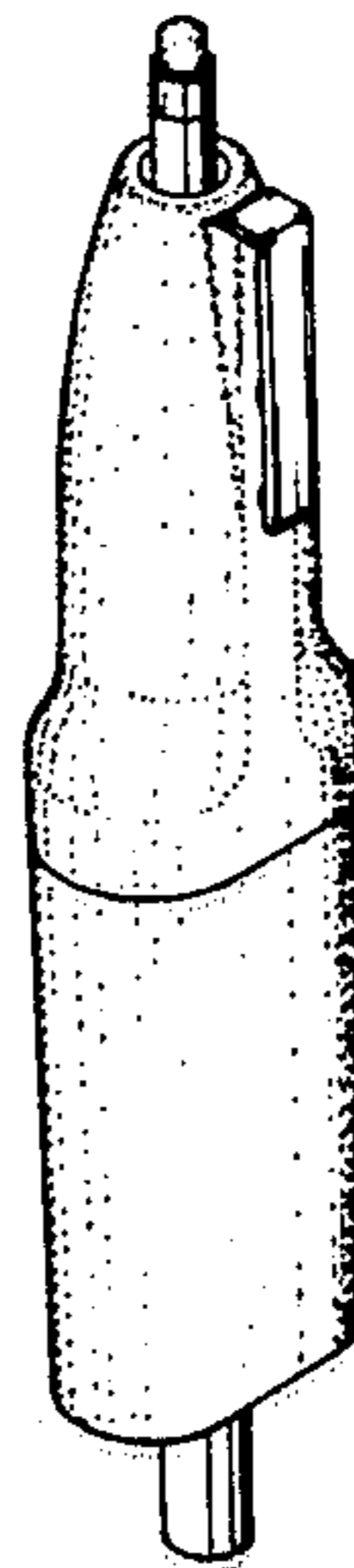
Primary Examiner—George P. Word  
Attorney, Agent, or Firm—Asian Pacific International  
Patent and Trademark Office

[57] CLAIM

The ornamental design for a pocket electric eraser, as shown and described.

DESCRIPTION

FIG. 1 is a perspective view of a pocket electric eraser showing my new design;  
FIG. 2 is a front elevational view thereof;  
FIG. 3 is a left side elevational view thereof;  
FIG. 4 is a right side elevational view thereof;  
FIG. 5 is a rear elevational view thereof;  
FIG. 6 is a top plan view thereof;  
FIG. 7 is a bottom plan view thereof; and  
FIG. 8 is a perspective view thereof with the eraser cover mounted on the bottom.



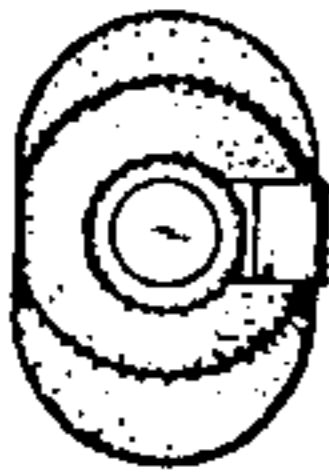


FIG. 6

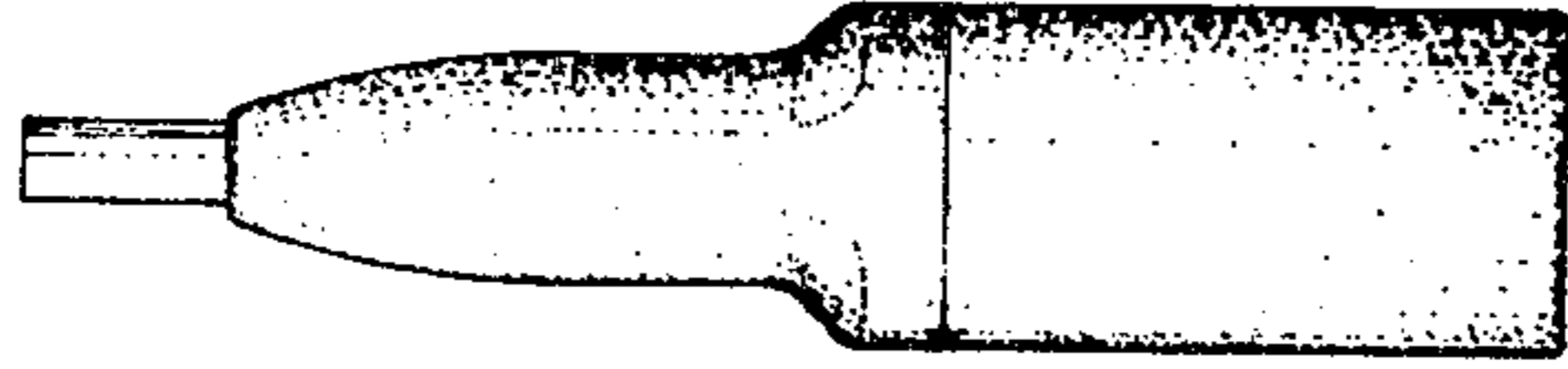


FIG. 5



FIG. 3

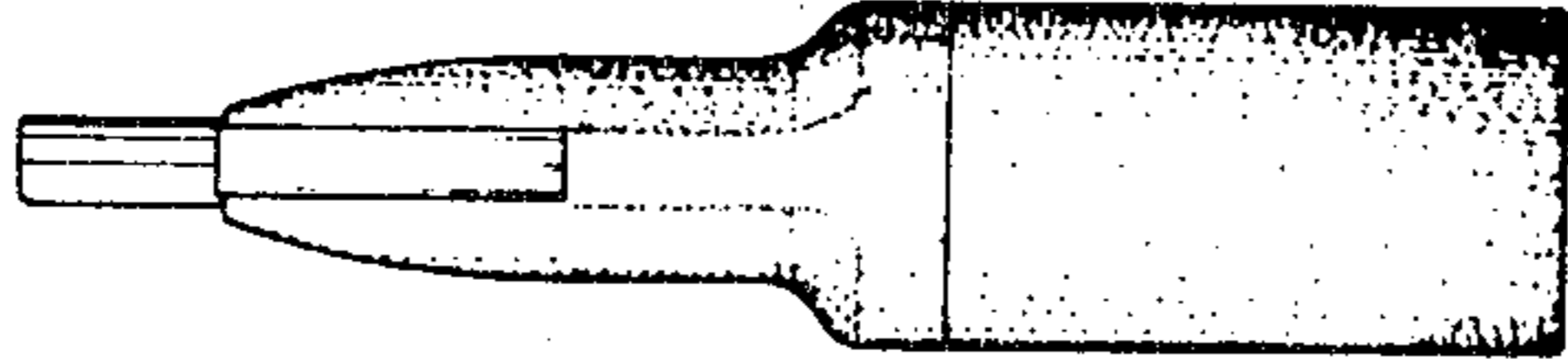


FIG. 2



FIG. 4

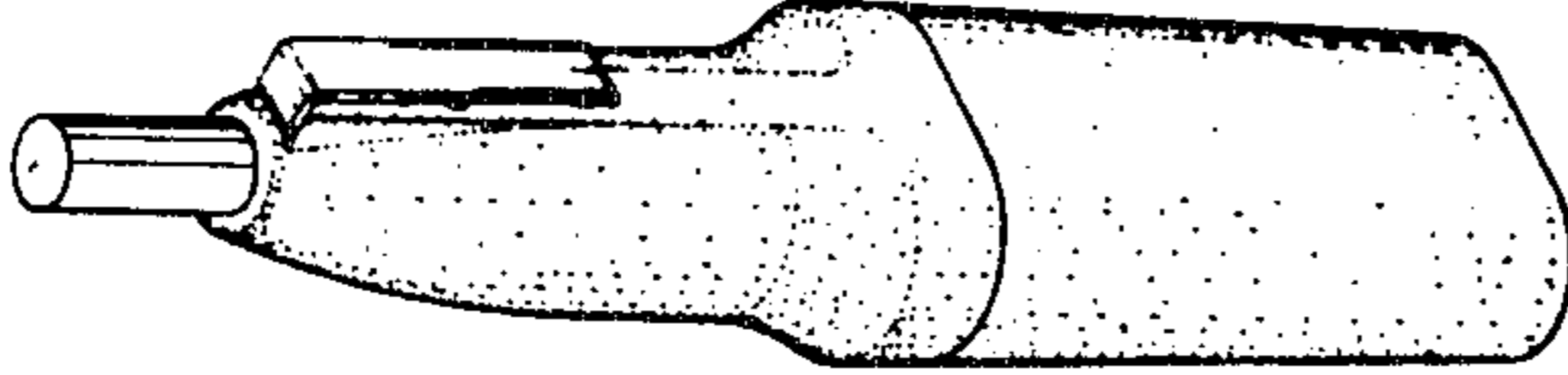


FIG. 1

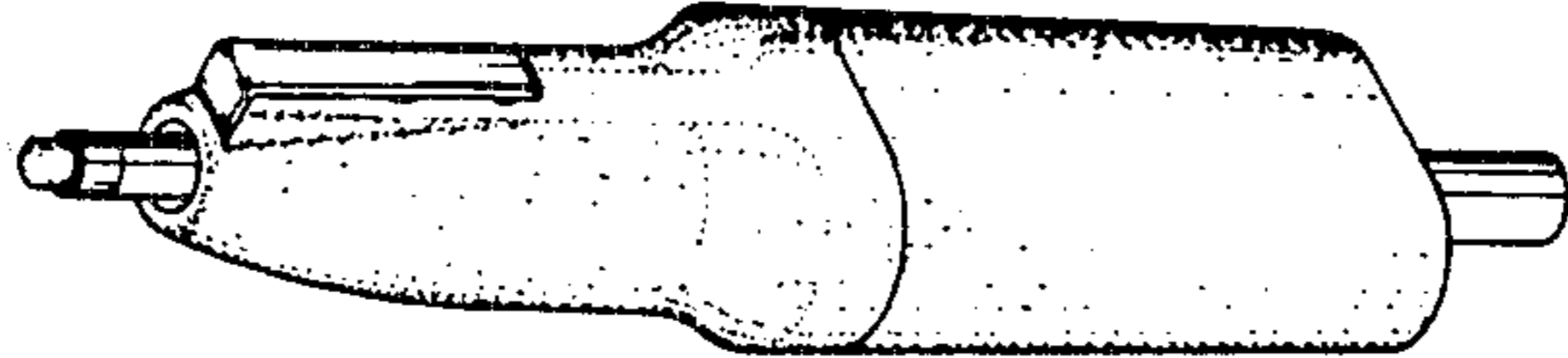


FIG. 8



FIG. 7