

[54] **VEHICLE TIRE**

[75] Inventor: **Kenji Hatakenaka, Kobe, Japan**

[73] Assignee: **Sumitomo Rubber Ltd., Kobe, Japan**

[\*\*] Term: **14 Years**

[21] Appl. No.: **562,261**

[22] Filed: **Dec. 16, 1983**

[30] **Foreign Application Priority Data**

Jun. 16, 1983 [JP] Japan ..... 58-26124

[52] U.S. Cl. .... **D12/146**

[58] Field of Search ..... **D12/141-143,  
D12/146-151; 152/209 R, 209 D**

[56] **References Cited**

**U.S. PATENT DOCUMENTS**

D. 238,060 12/1975 Sakaki ..... D12/146

D. 251,554 4/1979 Kasahara et al. .... D12/146

**OTHER PUBLICATIONS**

1983 Tread Design Guide, ©1/83, p. 28, Dunlop Max Trak Grip Radial Tire, top left side of page.

*Primary Examiner*—James M. Gandy

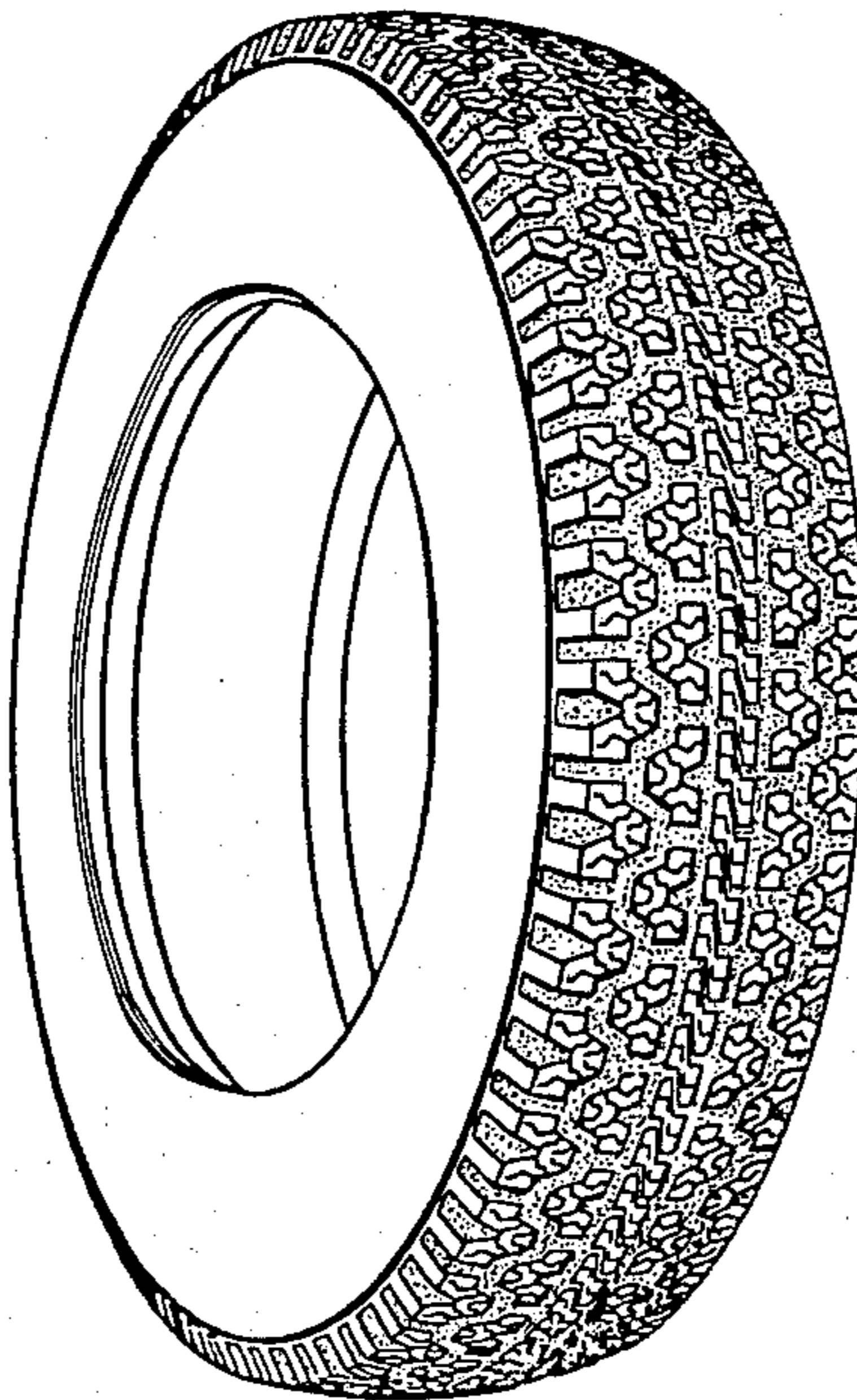
*Attorney, Agent, or Firm*—Cushman, Darby & Cushman

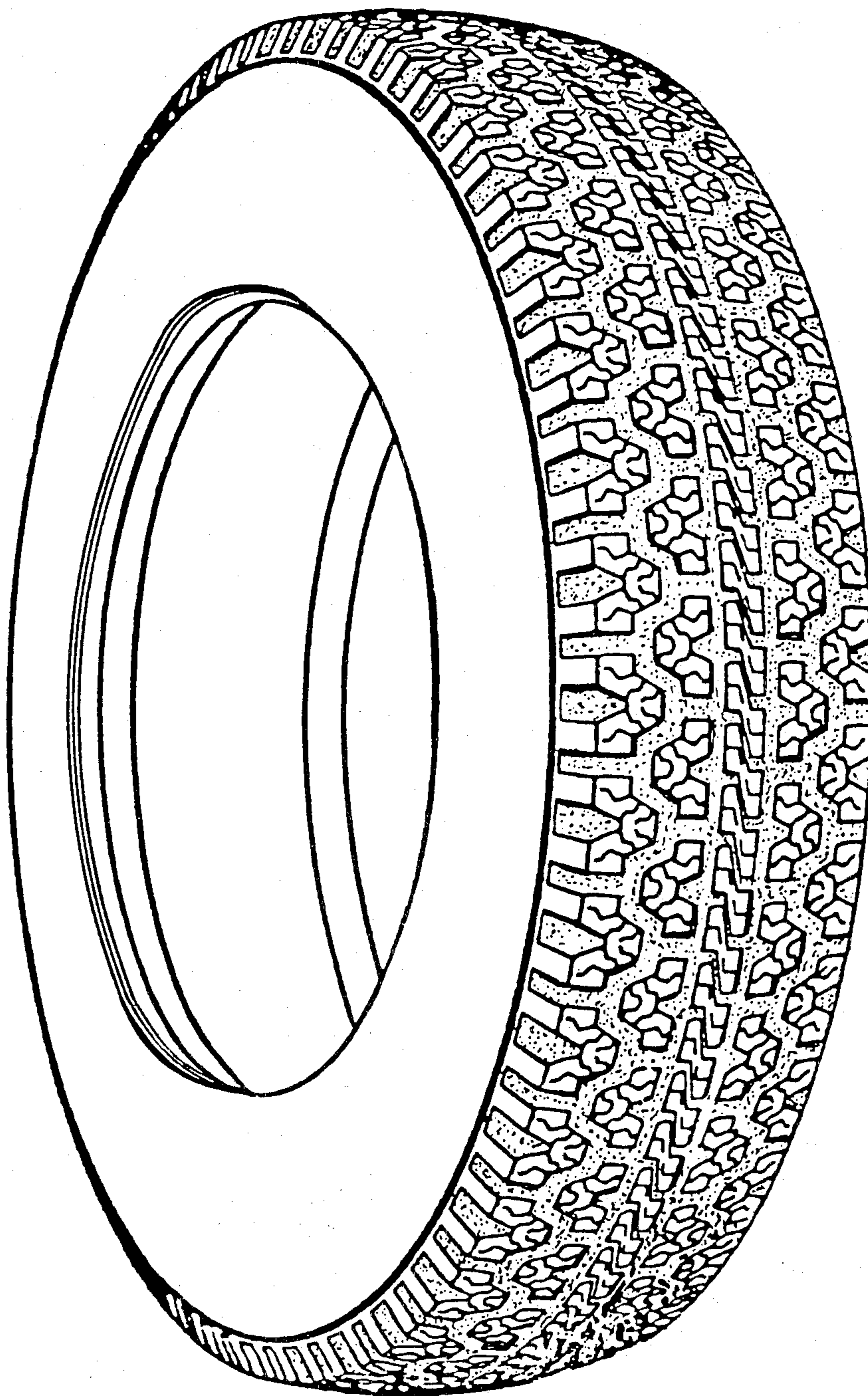
[57] **CLAIM**

The ornamental design for a vehicle tire, as shown and described.

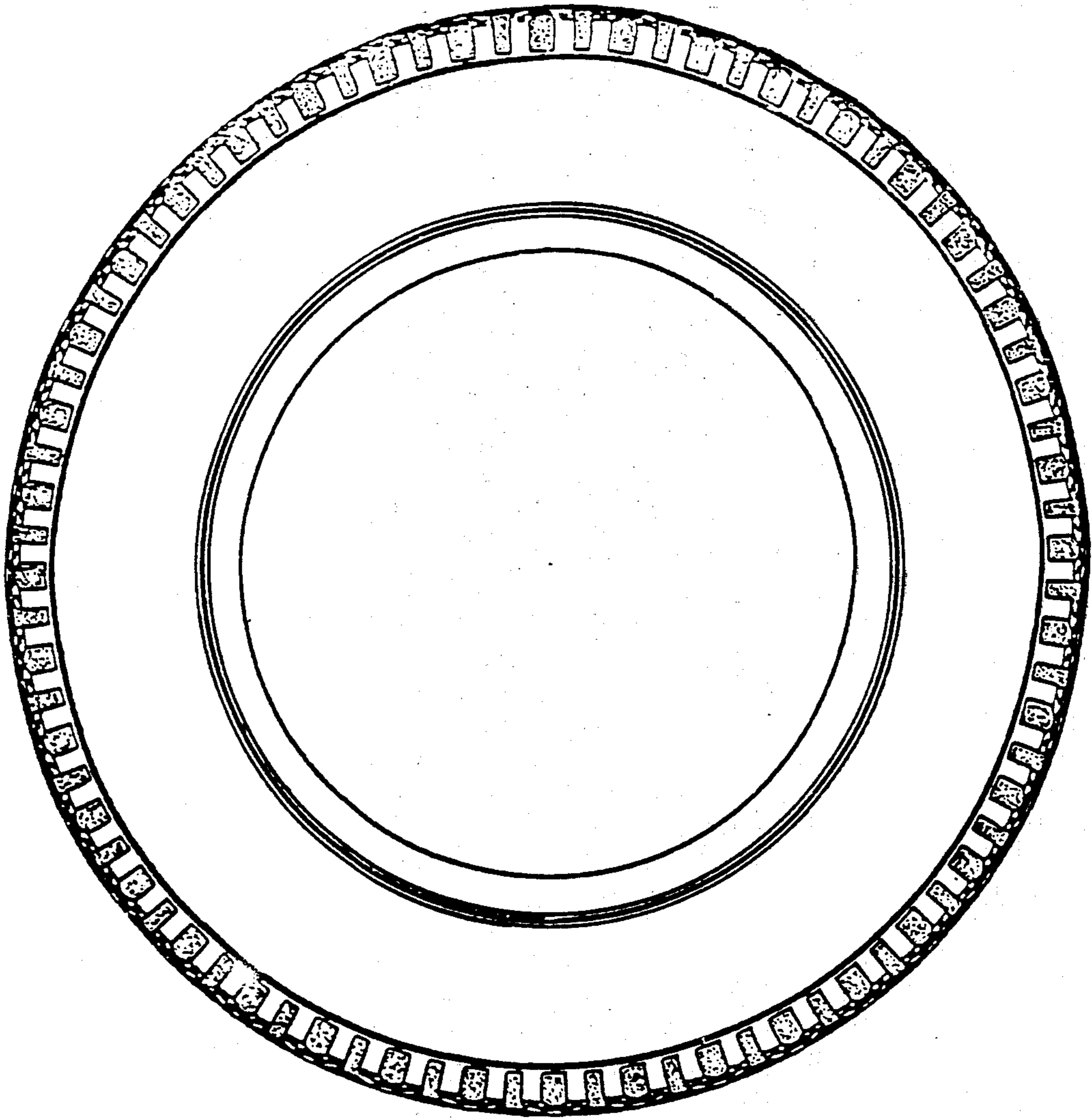
**DESCRIPTION**

FIG. 1 is a perspective view of a vehicle tire showing my new design it being understood that the tread design is repeated throughout the circumference of the tire, the opposite side being substantially the same as that shown; FIG. 2 is a side elevation view thereof; and FIG. 3 is an end elevation view thereof.





**FIG. 1**



***FIG. 2***




FIG. 3