

[54] DISPENSING CONTAINER FOR FACIAL
TISSUES OR THE LIKE

[75] Inventors: Albert C. G. Poore, New Malden;
Bernard Sams, London, both of
England

[73] Assignee: Sterling Drug Inc., New York, N.Y.

[**] Term: 14 Years

[21] Appl. No.: 585,591

[22] Filed: Mar. 2, 1984

[30] Foreign Application Priority Data

Sep. 9, 1983 [GB] United Kingdom 1015044

[52] U.S. Cl. D9/390; D9/413;
D9/418; D9/447

[58] Field of Search D9/349, 352, 390, 403,
D9/413, 447, 449, 418; 222/522, 523, 531, 532,
544; 220/1 R; 229/17 R; D23/150

[56] References Cited

U.S. PATENT DOCUMENTS

D. 74,617 3/1928 Marcus .
D. 250,041 10/1978 Schimanski D23/150

D. 262,264 12/1981 Hadtke et al. D9/413 X
D. 262,652 1/1982 Jaeschke et al. D9/418 X
D. 268,613 4/1983 Beacham D23/150
D. 277,456 2/1985 Kanoui D9/377

Primary Examiner—Robert C. Spangler
Attorney, Agent, or Firm—Wenderoth, Lind & Ponack

[57] CLAIM

The ornamental design for a dispensing container for
facial tissues or the like, as shown and described.

DESCRIPTION

FIG. 1 is an elevational view of a dispensing container
for facial tissues or the like embodying our new design,
the opposite side being identical in appearance;
FIG. 2 is a view looking from the right of FIG. 1, the
opposite side being identical in appearance;
FIG. 3 is a bottom perspective view thereof;
FIG. 4 is a view similar to FIG. 1 but showing the
container in an open position;
FIG. 5 is a view looking from the right of FIG. 4, the
opposite side being a mirror image thereof;
FIG. 6 is a bottom, rear perspective view thereof;
FIG. 7 is a top plan view thereof; and
FIG. 8 is a bottom plan view thereof.




FIG. 1.




FIG. 2.



FIG. 3.




FIG. 4.

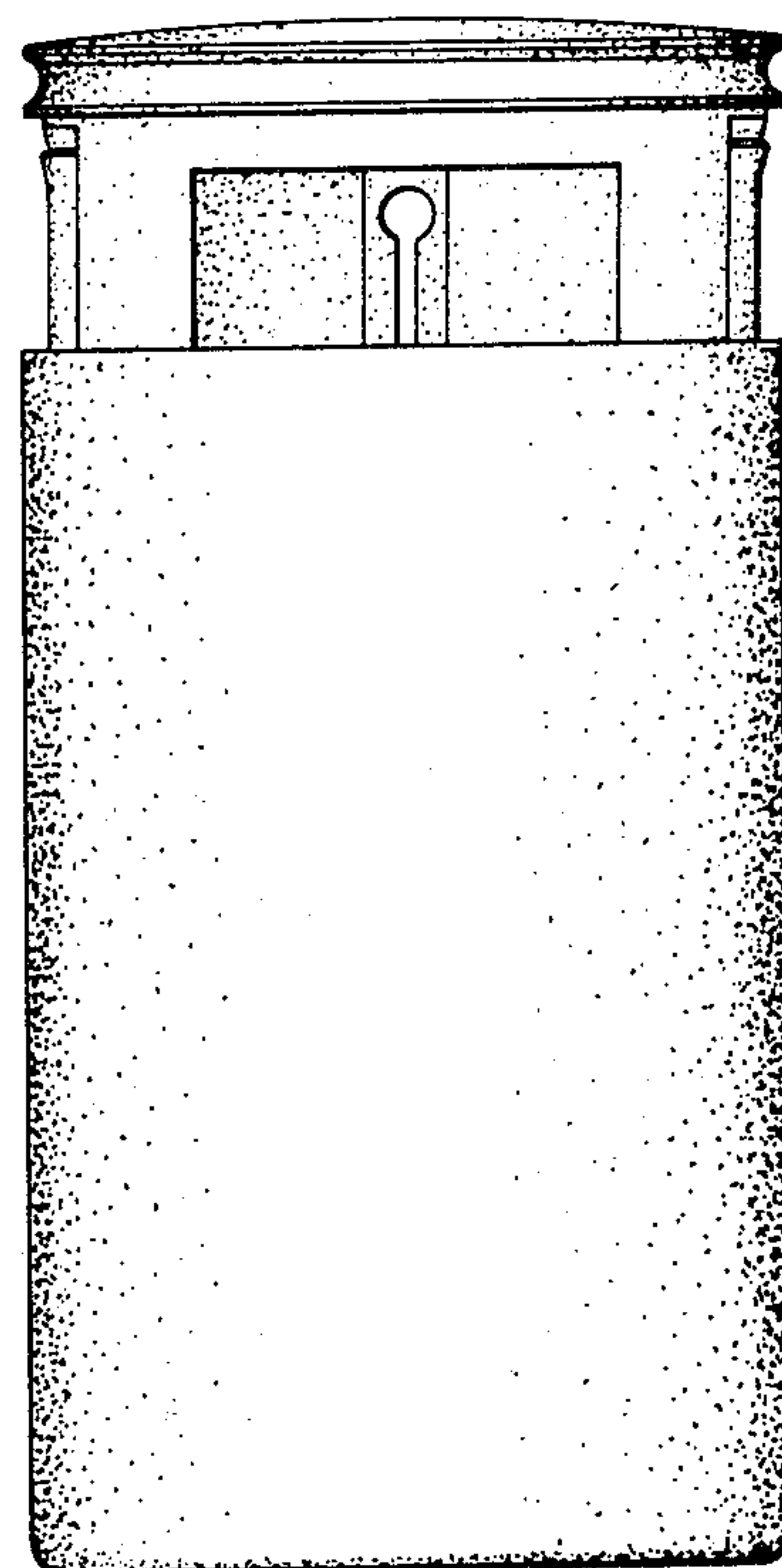


FIG. 5.



FIG. 6.

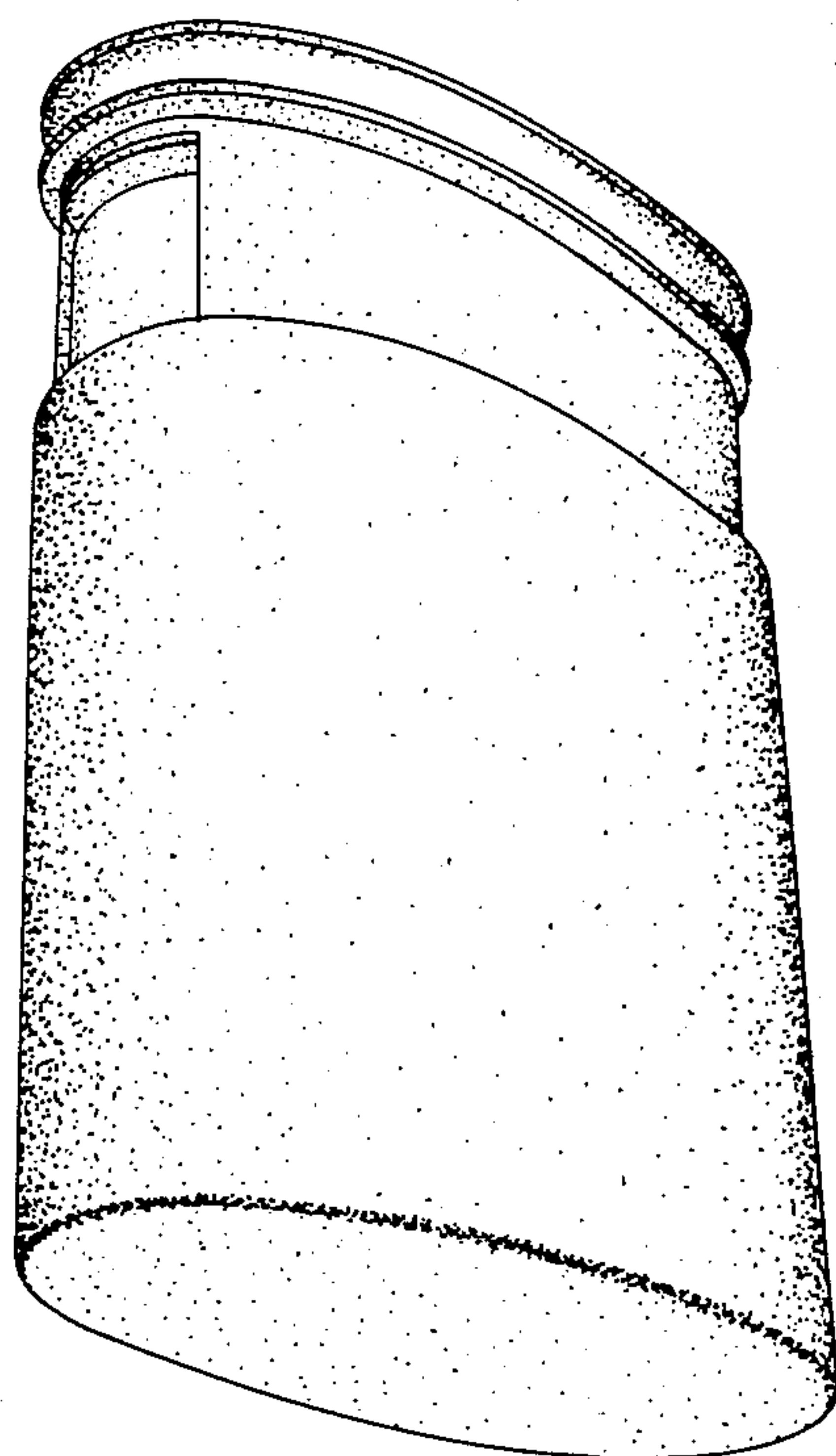


FIG. 7.

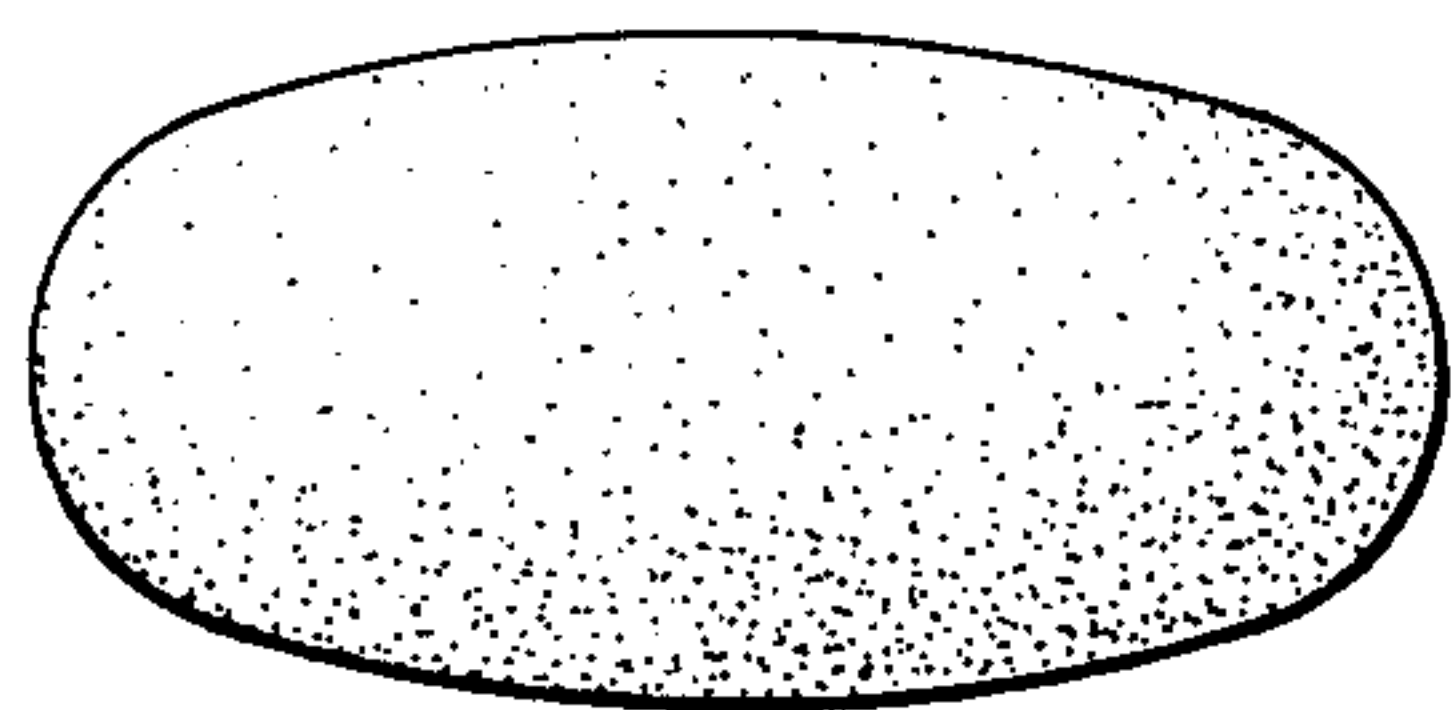


FIG. 8.

