

[54] COMBINED WALL MOUNT AND UPRIGHT STANDARD

[75] Inventor: Lars G. C. Blomdahl, Osterskar, Sweden

[73] Assignee: Sparring Hyllsystem AB, Stockholm, Sweden

[**] Term: 14 Years

[21] Appl. No.: 503,313

[22] Filed: Jun. 10, 1983

[30] Foreign Application Priority Data

Dec. 13, 1982 [SE] Sweden 82-2982

[52] U.S. Cl. D8/373; D6/553; D8/381; D25/78

[58] Field of Search D25/70, 73-79; 108/152, 108; 52/656; D6/572, 574, 553; D8/373-376, 380, 381; 211/13, 88, 60.1, 87, 90, 94, 100, 191, 204, 206, 182; 248/219.1, 225.2, 489, 221.3

[56] References Cited

U.S. PATENT DOCUMENTS

3,928,929	12/1975	Forte	248/225.2 X
3,993,002	11/1976	Stroh	108/108
4,122,955	10/1978	Celms	108/108 X
4,165,852	8/1979	Chervenak	248/225.2
4,185,422	1/1980	Radek	52/656 X

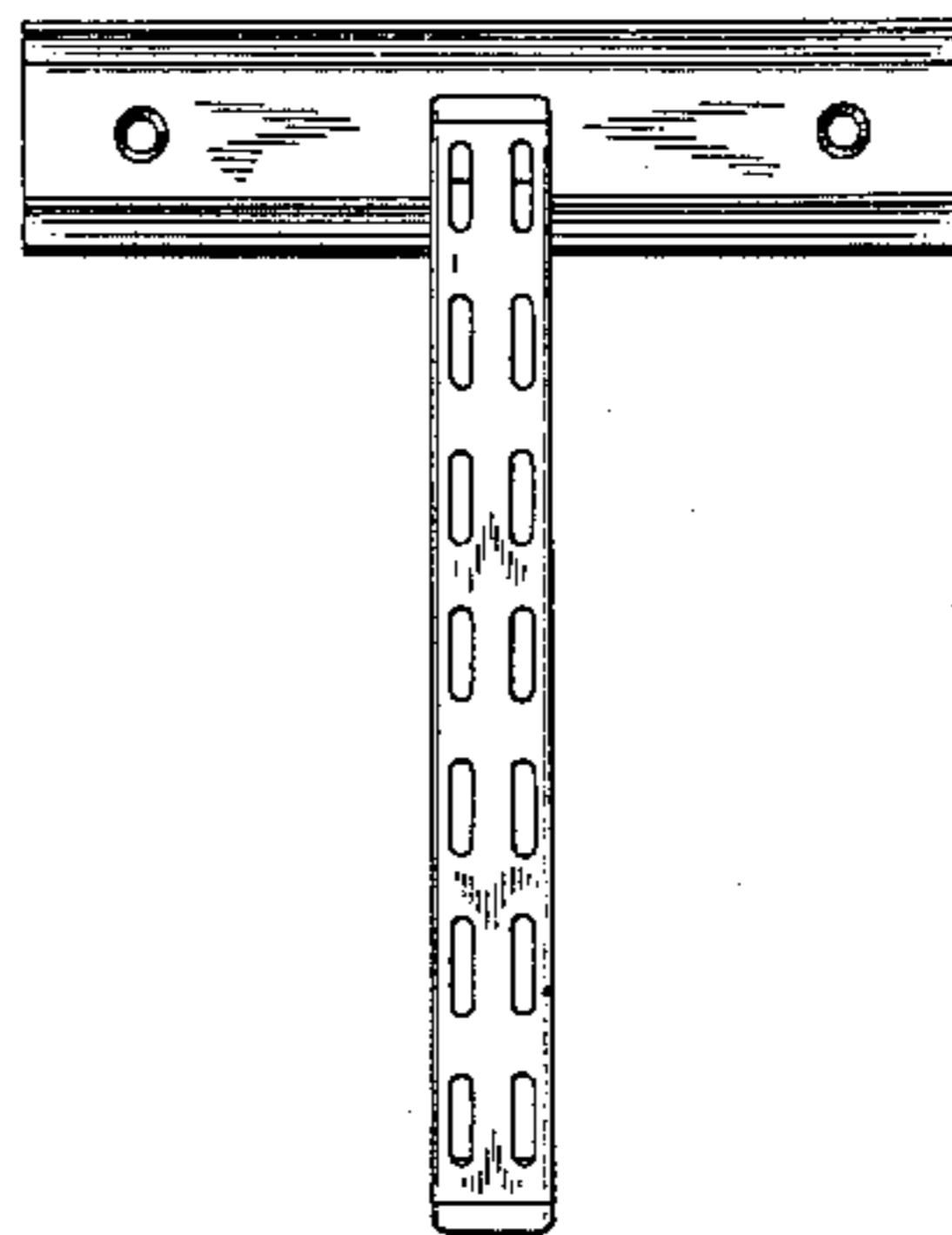

Primary Examiner—A. Hugo Word
Attorney, Agent, or Firm—McAulay, Fields, Fisher, Goldstein & Nissen

[57] CLAIM

The ornamental design for a combined wall mount and upright standard, substantially as shown and described.

DESCRIPTION

FIG. 1 is a top plan view of a combined wall mount and upright standard showing my new design;
FIG. 2 is a front view thereof;
FIG. 3 is a left side view thereof, and the right side view is a mirror image thereof;
FIG. 4 is a bottom view thereof; and
FIG. 5 is a rear view thereof.



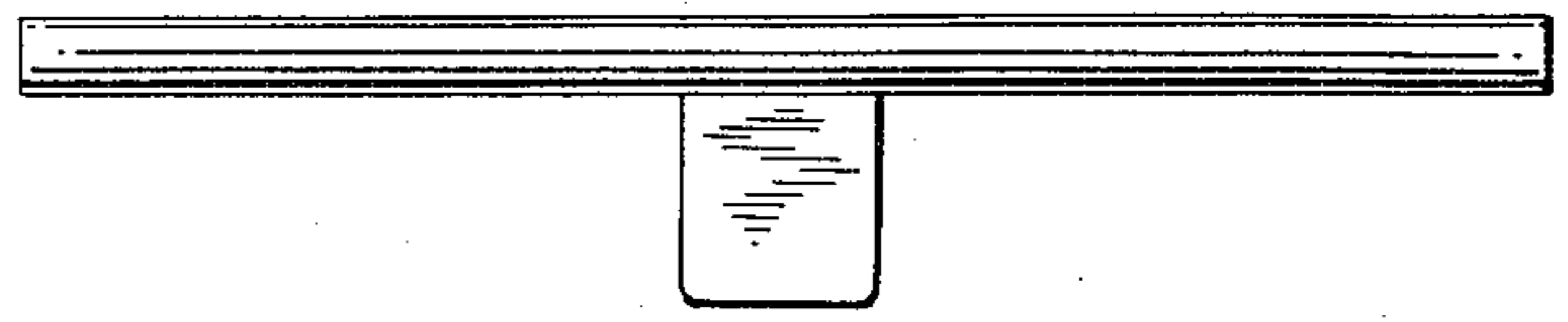


FIG. 1

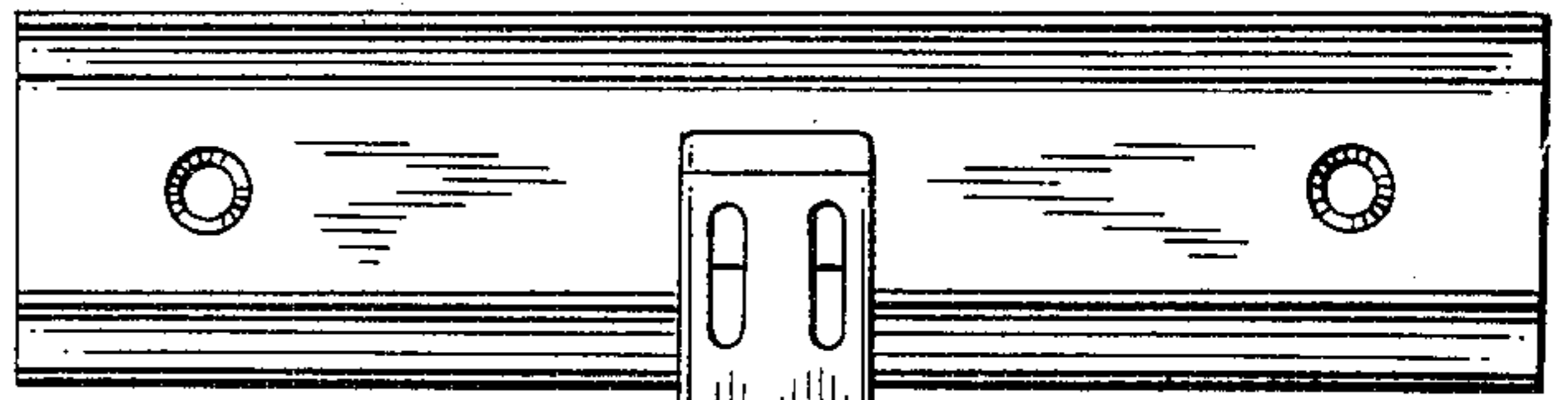


FIG. 2




FIG. 3

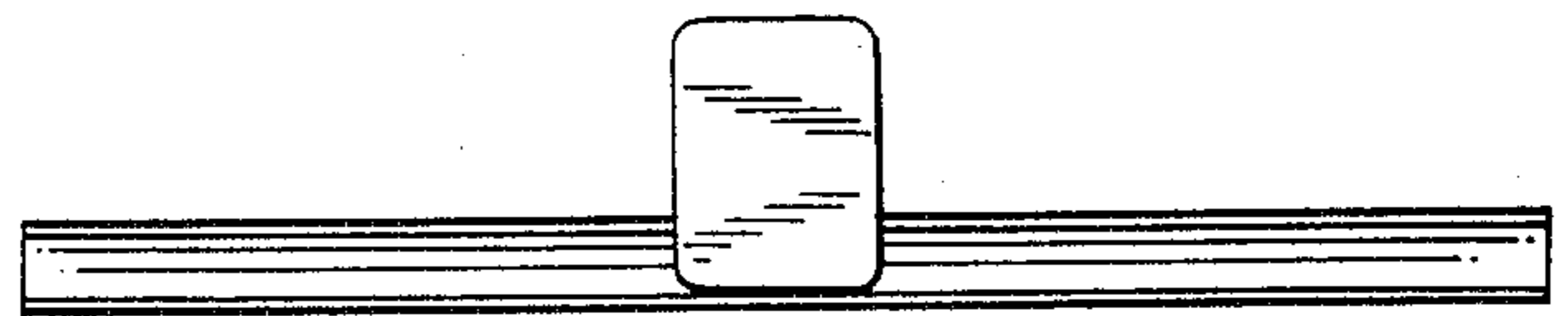



FIG. 4



FIG. 5