

[54] WIRE REEL RACK FOR ELECTRICIANS

[76] Inventor: Arthur G. Floyd, 3720 Corta Calle St., Pasadena, Calif. 91107

[\*\*] Term: 14 Years

[21] Appl. No.: 583,961

[22] Filed: Feb. 27, 1984

[52] U.S. Cl. .... D8/358; 242/96

[58] Field of Search ..... D8/358, 359; D22/25; 242/96, 104

3,294,352 12/1966 Leonard ..... D8/358  
4,176,806 12/1979 Kwan ..... 242/96

FOREIGN PATENT DOCUMENTS

194687 2/1965 Sweden ..... 242/104

Primary Examiner—Wallace R. Burke  
Assistant Examiner—Horace B. Fay  
Attorney, Agent, or Firm—Wm. Jacquet Gribble

[57] CLAIM

The ornamental design for a wire reel rack for electricians, as shown and described.

DESCRIPTION

FIG. 1 is a top plan view of a wire reel rack for electricians showing my new design;  
FIG. 2 is a front elevational view thereof;  
FIG. 3 is a bottom plan view thereof;  
FIG. 4 is a rear elevational view thereof;  
FIG. 5 is a right side elevational view thereof;  
FIG. 6 is a left side elevational view thereof; and  
FIG. 7 is a perspective view thereof taken from above and to the left of the rack as shown in FIG. 6.

[56] References Cited

U.S. PATENT DOCUMENTS

D. 220,310	3/1971	Smith .....	D8/358
D. 251,356	3/1979	Bogaert .....	D8/358
531,938	1/1895	Heston .....	242/104
710,585	10/1902	Kemper .....	242/96
831,726	9/1906	Long .....	242/96
2,041,384	5/1936	Tueckman et al. ....	242/104
2,282,147	5/1942	Quentin et al. ....	242/104
2,461,979	2/1949	Hancock .....	242/104
2,519,396	8/1950	Peterson et al. ....	242/104

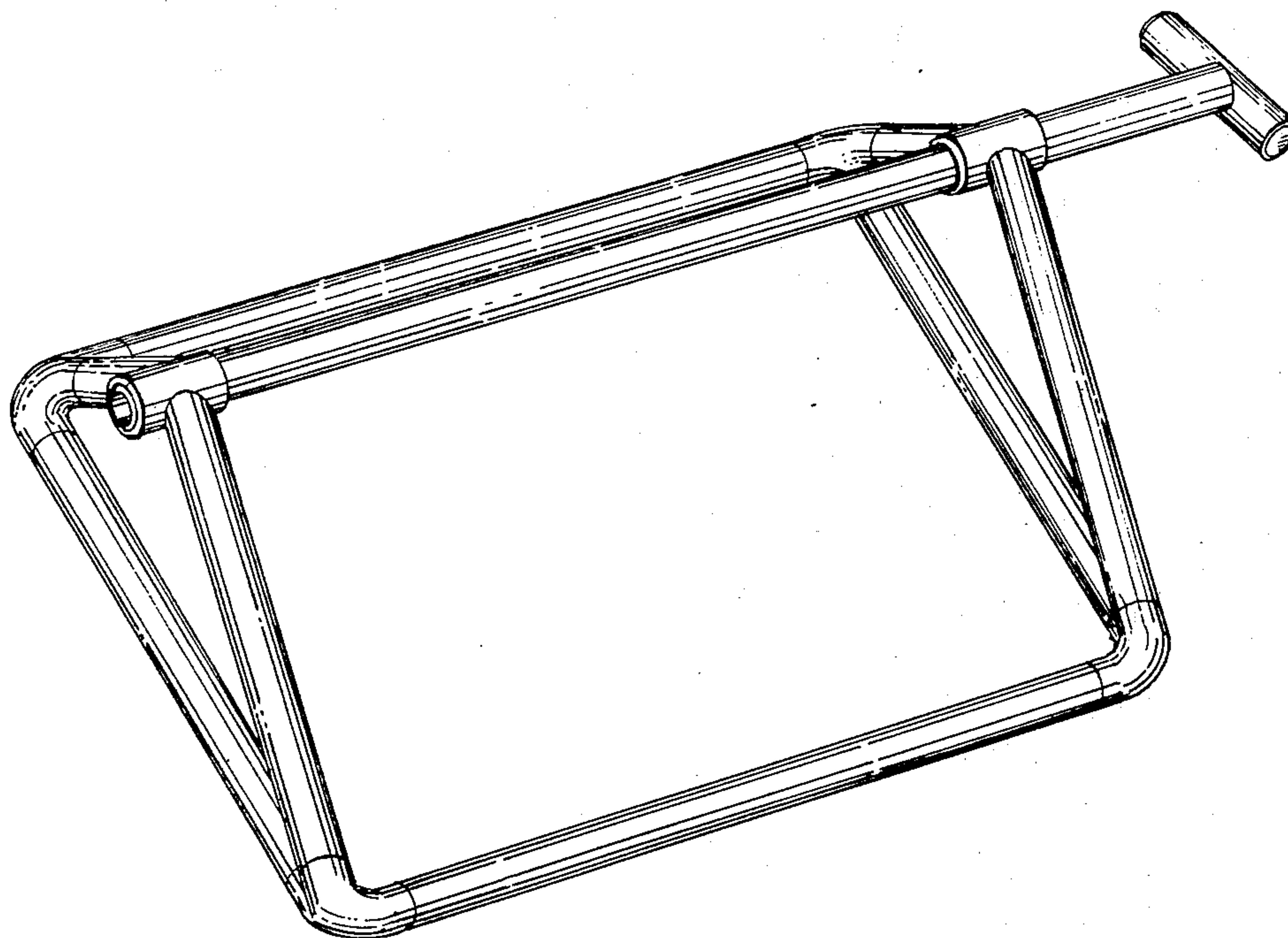



FIG. 1.

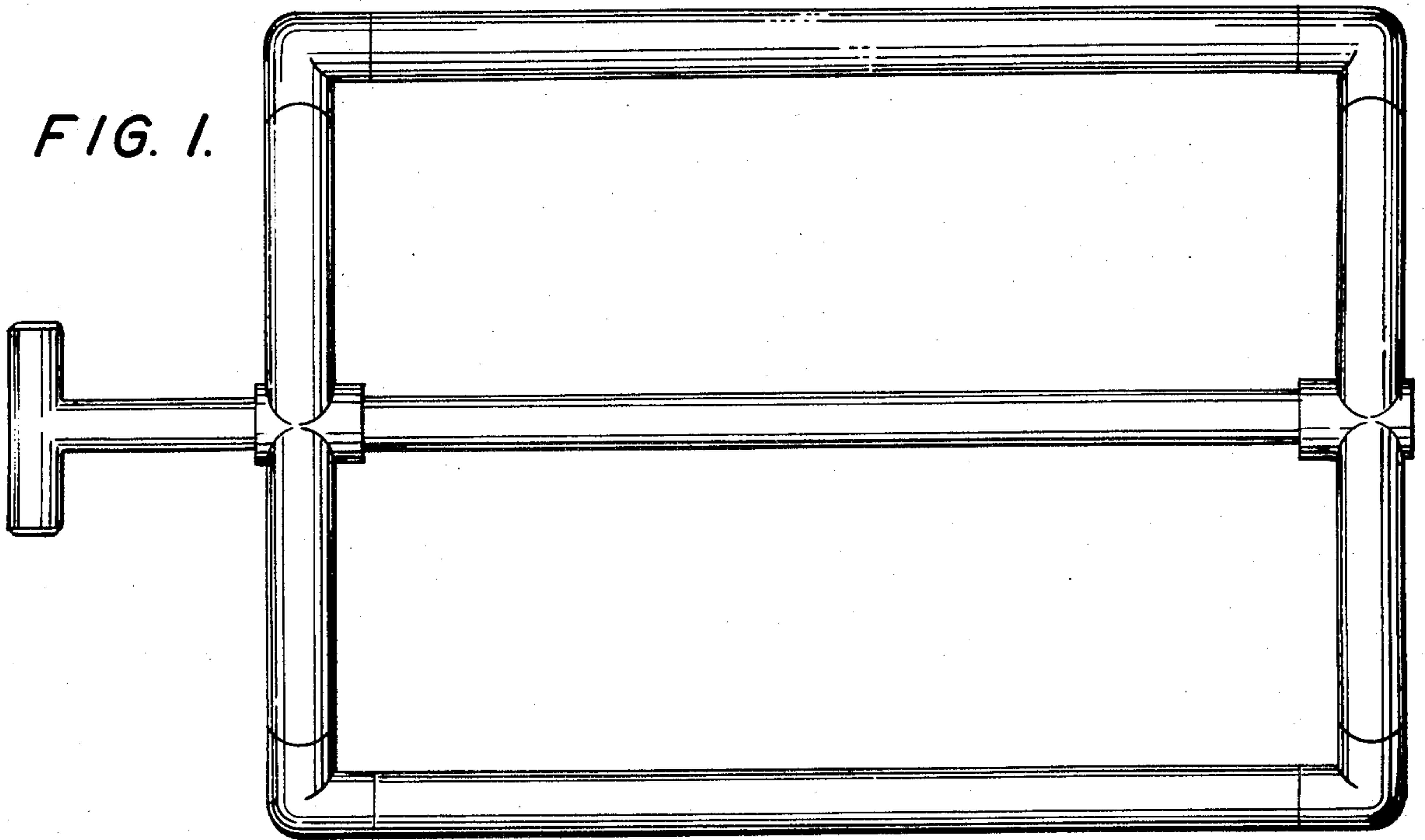


FIG. 2.


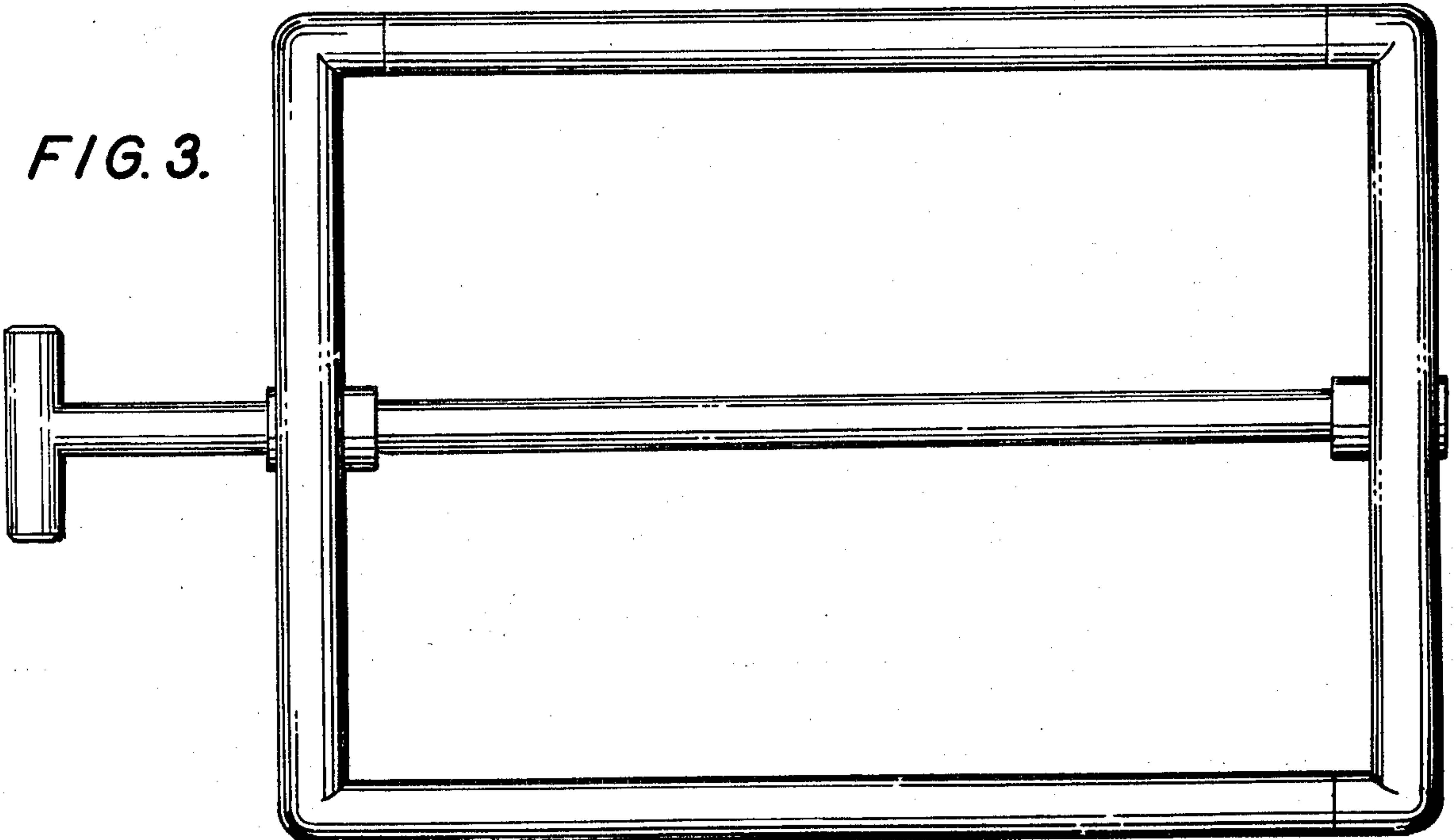




FIG. 3.



*FIG. 4.*



*FIG. 5.*



*FIG. 6.*






FIG. 7

