

[54] SURGICAL FASTENER

[75] Inventors: Herbert W. Korthoff, Wilton; David T. Green, Norwalk, both of Conn.

[73] Assignee: United States Surgical Corporation, Norwalk, Conn.

[**] Term: 14 Years

[21] Appl. No.: 663,070

[22] Filed: Oct. 16, 1984

[52] U.S. Cl. D24/27; D24/29

[58] Field of Search D24/26, 27, 28, 29; 128/92 B, 92 R, 334 R, 335, 334 C; 227/DIG. 1, 19, 83, 107, 110, 124; 411/456, 457, 461, 477, 478

[56] References Cited

U.S. PATENT DOCUMENTS

2,380,655	7/1945	Lang	35/49
2,384,475	9/1945	Lang	59/77
3,258,012	6/1966	Nakayama et al.	128/334
3,357,296	12/1967	Lefever	85/49
3,595,201	7/1971	Oudenhoven	116/114
3,598,299	8/1971	Johnson	227/144
3,641,804	2/1972	Oudenhoven	72/409
3,744,495	7/1973	Johnson	128/337
3,812,859	5/1974	Murphy et al.	128/330

3,879,783	4/1975	Guilie	11/1 R
4,060,089	11/1977	Noiles	128/325
4,090,337	5/1978	Szekeres	411/456 X
4,402,445	9/1983	Green	227/19
4,434,796	3/1984	Karapetian et al.	128/355
4,534,350	8/1985	Golden et al.	128/334 C

FOREIGN PATENT DOCUMENTS

972731 10/1964 United Kingdom .

Primary Examiner—A. Hugo Word
Assistant Examiner—Stella M. Reid
Attorney, Agent, or Firm—Thomas R. Bremer

[57] CLAIM

The ornamental design for a surgical fastener, as shown and described.

DESCRIPTION

FIG. 1 is a front bottom perspective view of a surgical fastener showing our new design;
FIG. 2 is a front elevational view of the surgical fastener;
FIG. 3 is a right side elevational view of the surgical fastener, to which the left side is identical;
FIG. 4 is a bottom plan view of the surgical fastener;
FIG. 5 is a top plan view of the surgical fastener; and
FIG. 6 is a top rear perspective view of the surgical fastener.

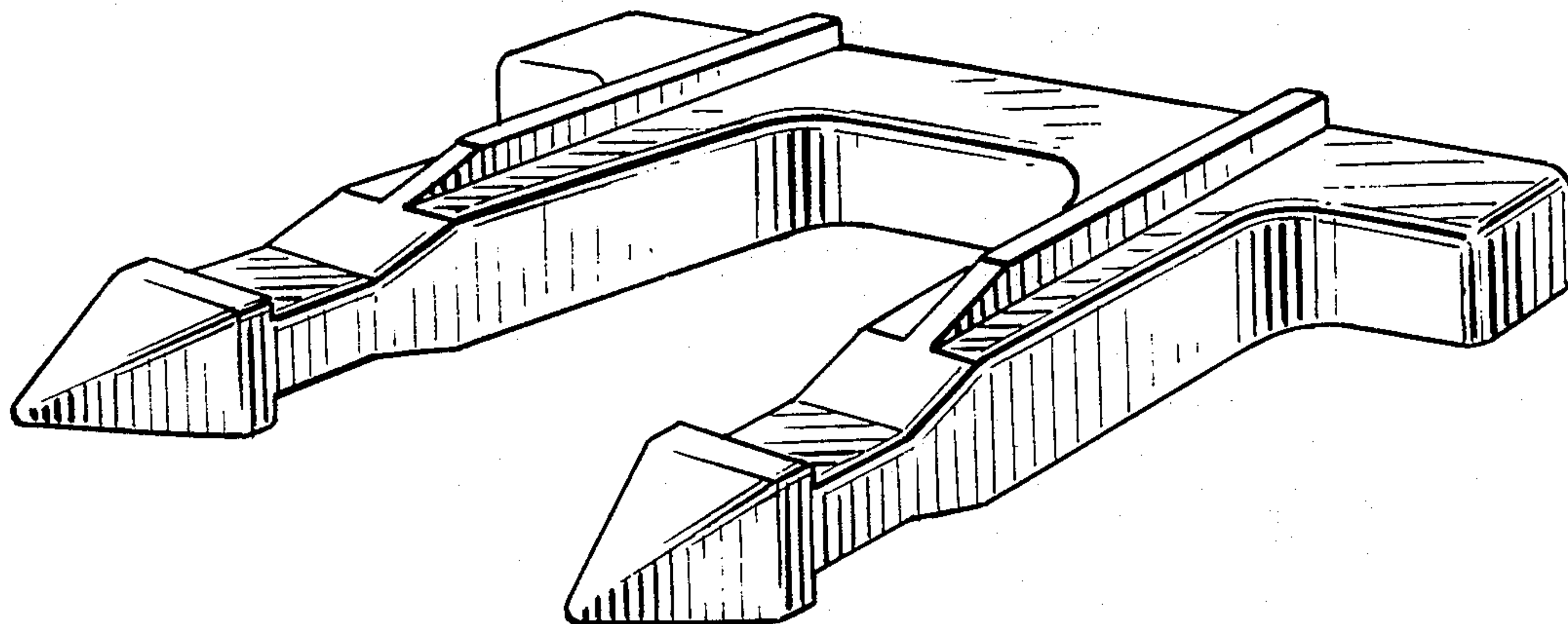


Fig. 1.

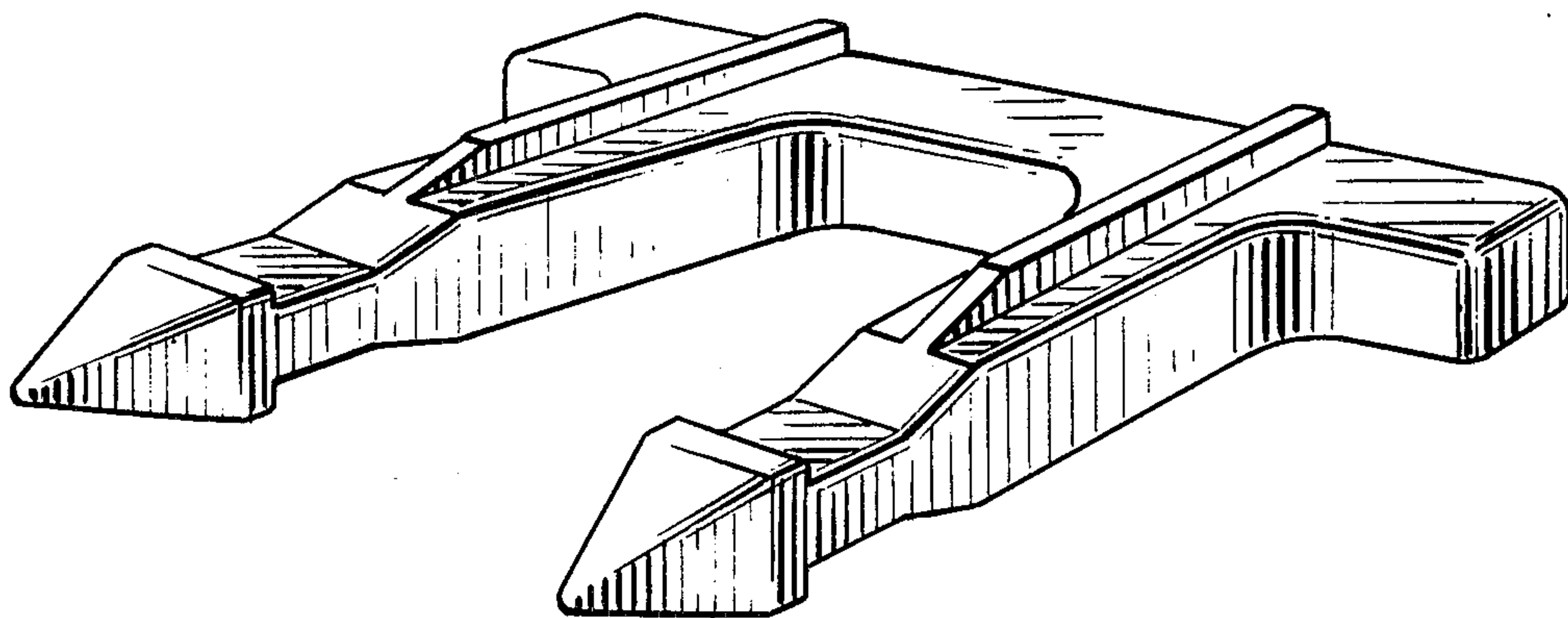


Fig. 2.

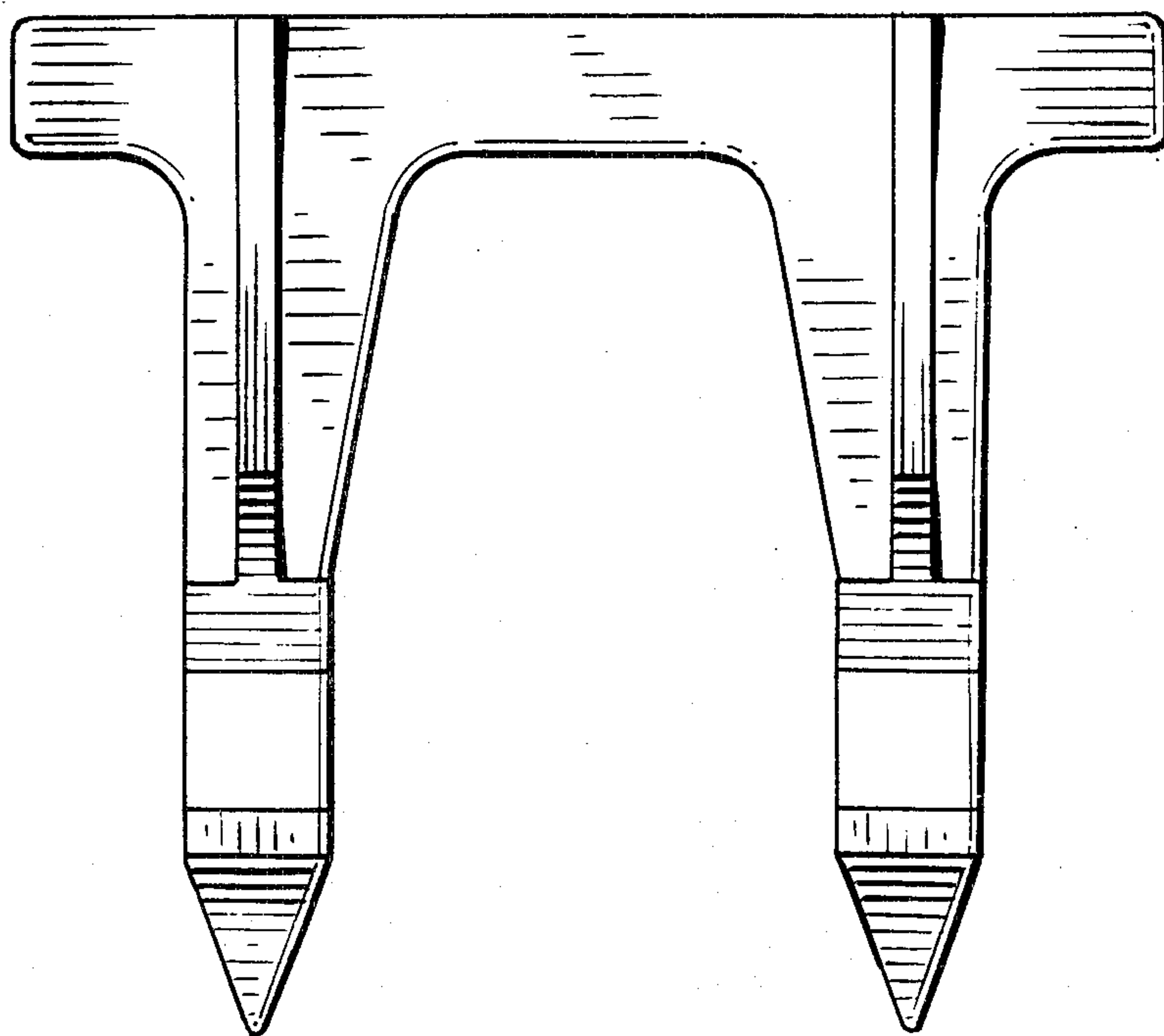


Fig. 3.

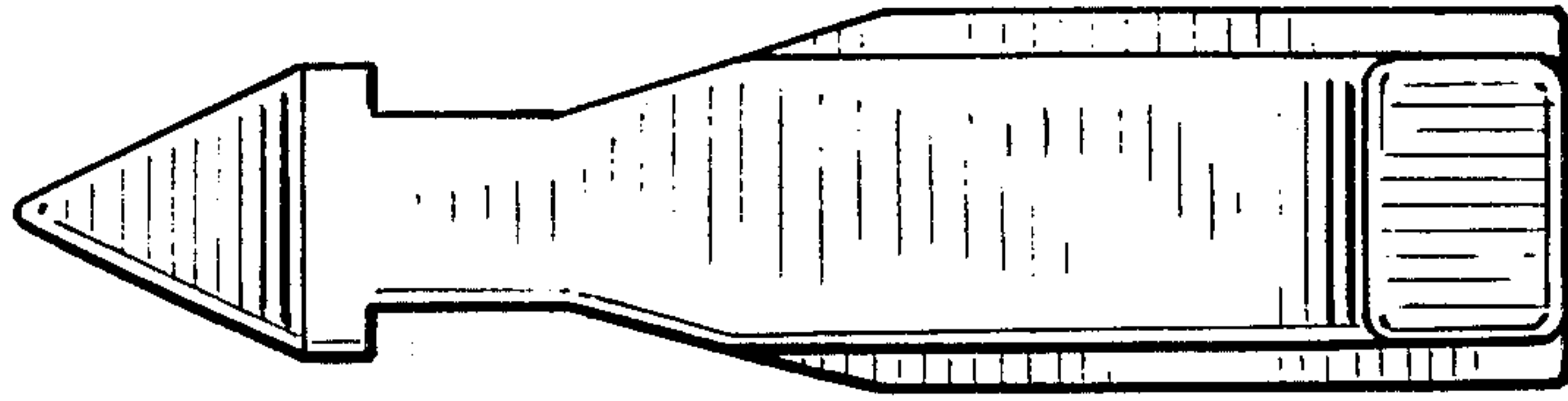


Fig. 4.

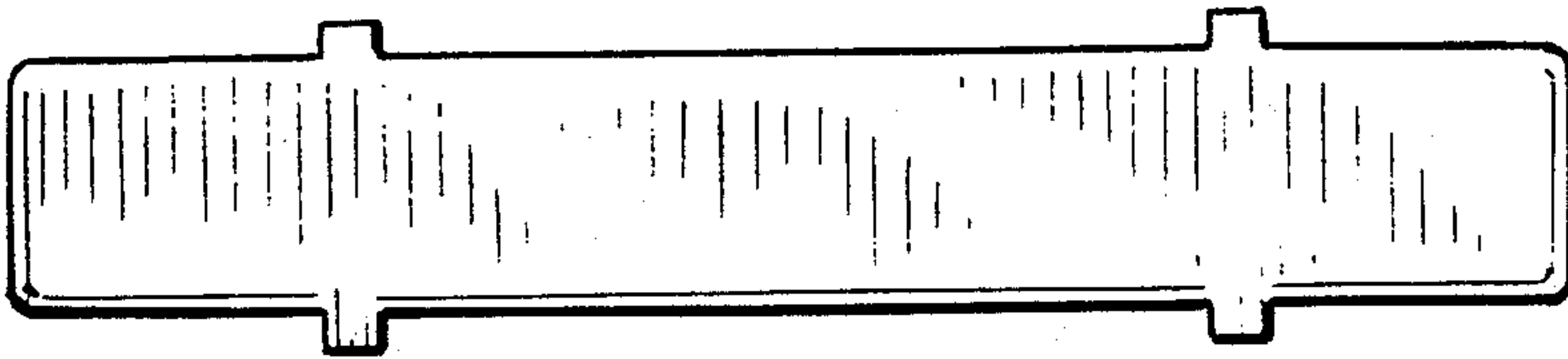
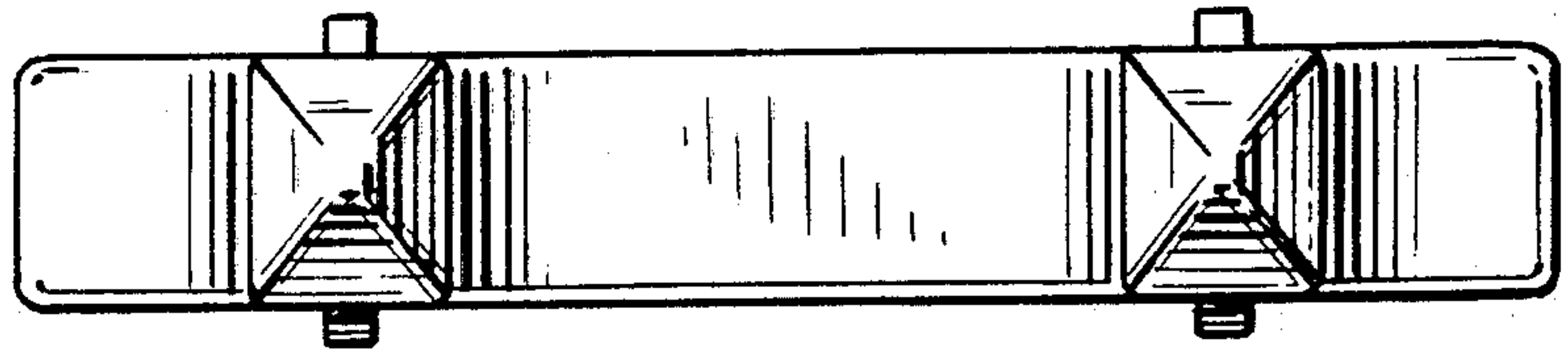


Fig. 5.

Fig. 6.

