

[54] TELEPHONE HANDSET OR SIMILAR ARTICLE

[75] Inventors: Jeffrey A. Skigen, Vienna; James C. P. Lum, Herndon, both of Va.; C. Thomas Taylor, Leawood, Kans.

[73] Assignee: GTE Telenet Communications Corporation, Reston, Va.

[**] Term: 14 Years

[21] Appl. No.: 677,010

[22] Filed: Nov. 30, 1984

[52] U.S. Cl. D14/63; D14/64; D14/56

[58] Field of Search D14/53, 56, 58, 63, D14/64; 179/179, 101, 103, 100 R, 100 C, 100 D

[56] References Cited

U.S. PATENT DOCUMENTS

D. 236,627	9/1975	Henshaw et al.	D14/63
D. 268,411	3/1983	Banko	D14/63
D. 276,338	11/1984	Pardo	D14/60
D. 277,164	1/1985	Bevilacqua	D14/63
D. 278,815	5/1985	Williams	D14/63

D. 282,362	1/1986	Brown et al.	D14/56
D. 282,363	1/1986	Kapper et al.	D14/63
D. 282,465	2/1986	Harley et al.	D14/56
D. 282,928	3/1986	Marshall	D14/63
D. 283,614	4/1986	Somaschini	D14/56

OTHER PUBLICATIONS

B. A. Pargh Co. Inc. Catalog ©1983: Phones at p. 15 Code-A-Phone, Model M961; p. 31, Model 1Q2841, "Phone-Mate".

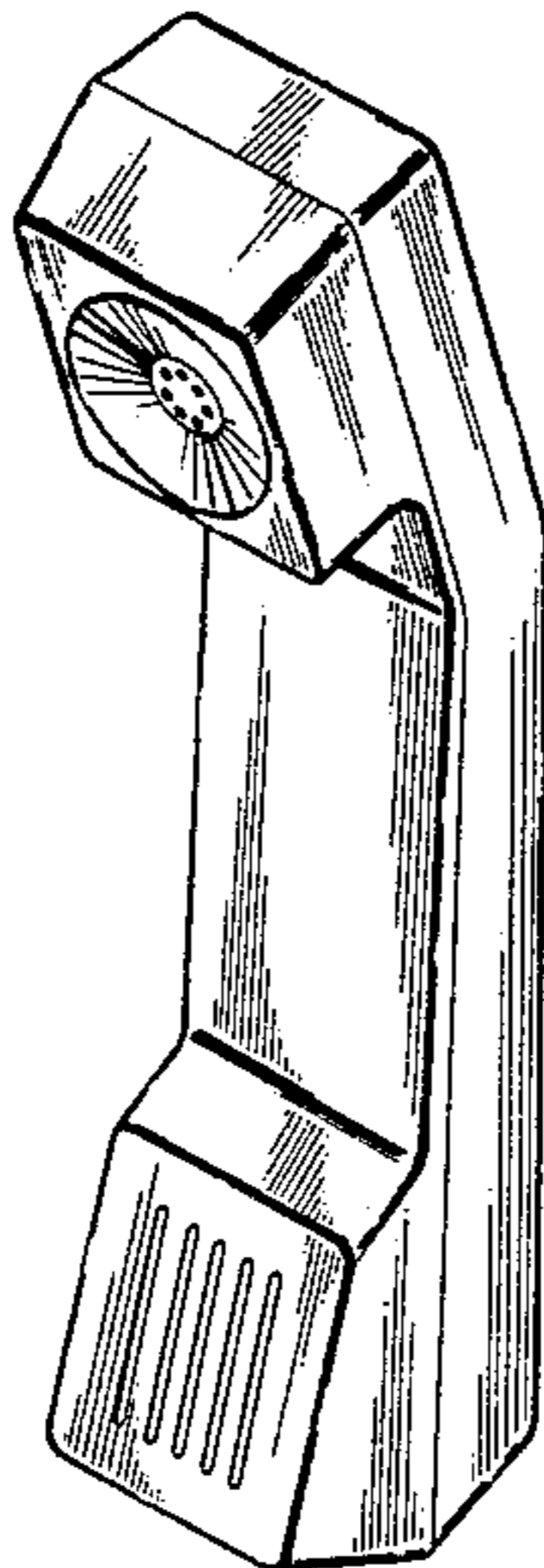
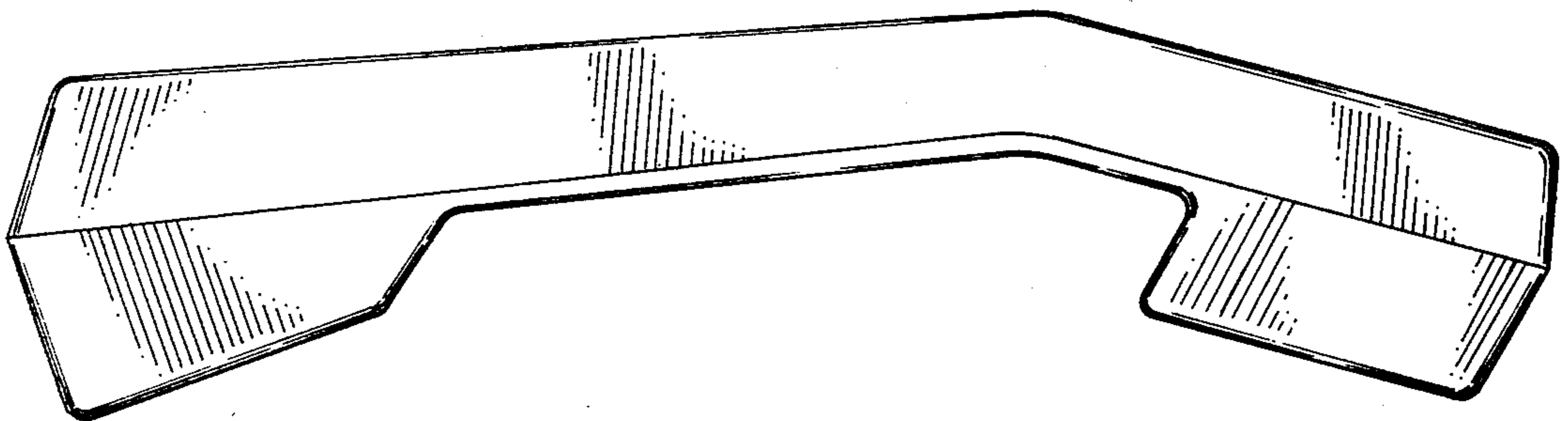
Primary Examiner—Wallace R. Burke
Assistant Examiner—Horace B. Fay
Attorney, Agent, or Firm—Joseph S. Romanow

[57] CLAIM

The ornamental design for a telephone handset or similar article, as shown and described.

DESCRIPTION

FIG. 1 is a front, top and right side perspective view of a telephone handset showing my new design; FIG. 2 is a rear elevational view thereof; FIG. 3 is a front elevational view thereof; FIG. 4 is a left side elevational view thereof; FIG. 5 is a right side elevational view thereof; and FIGS. 6 and 7 are respectively bottom and top plan views thereof.



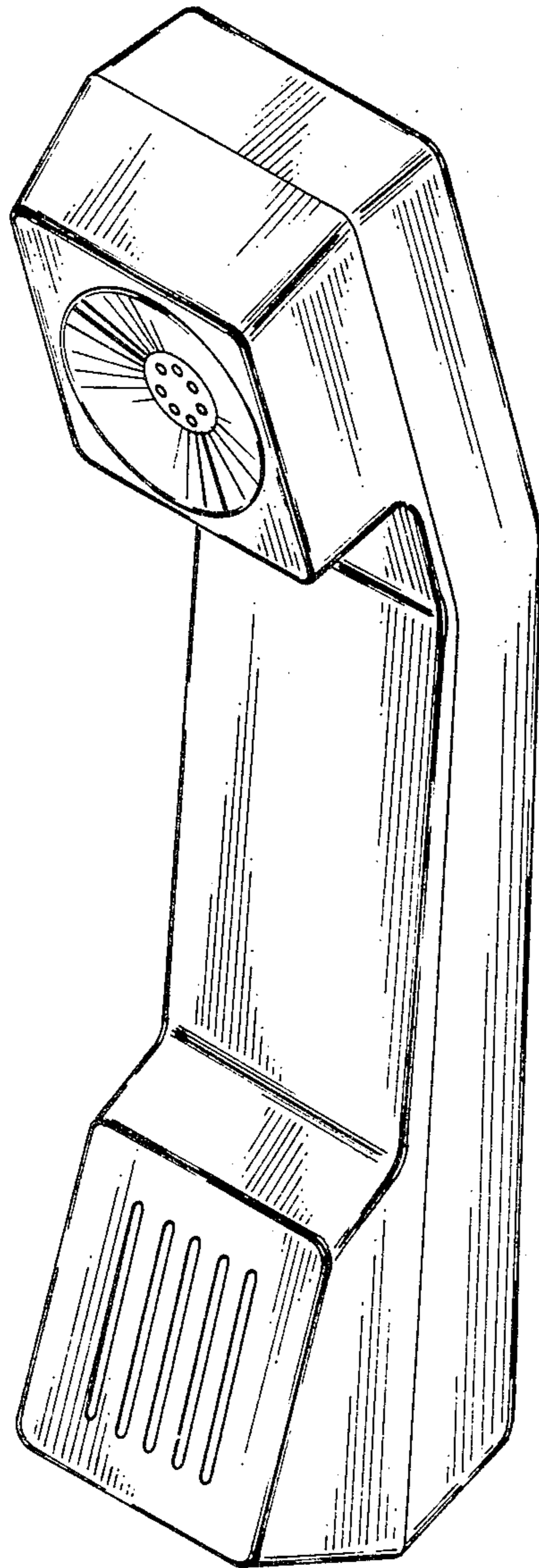


Fig. 1.




FIG. 2.




FIG. 3.

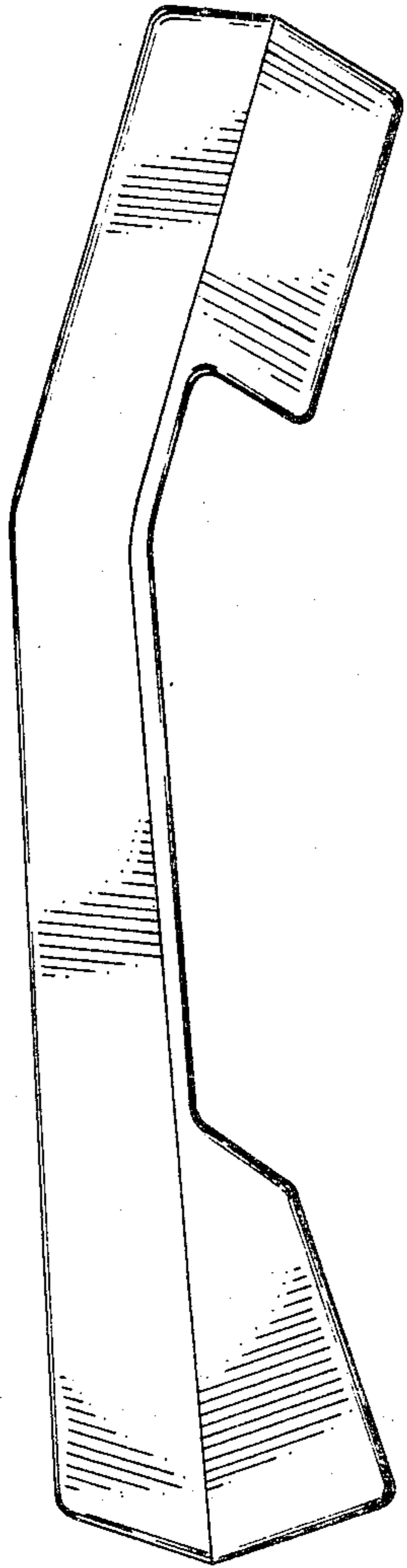


Fig. 4.




Fig. 5.

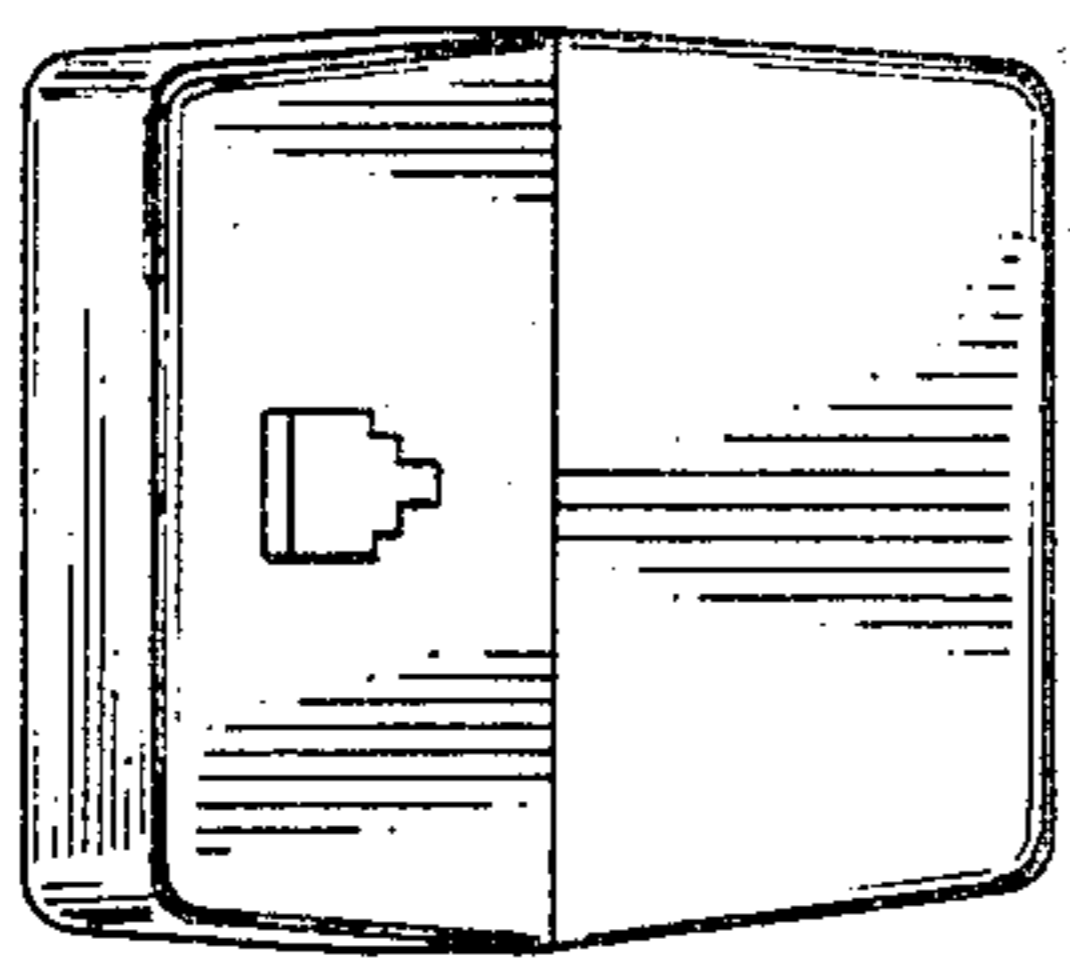


Fig. 6.

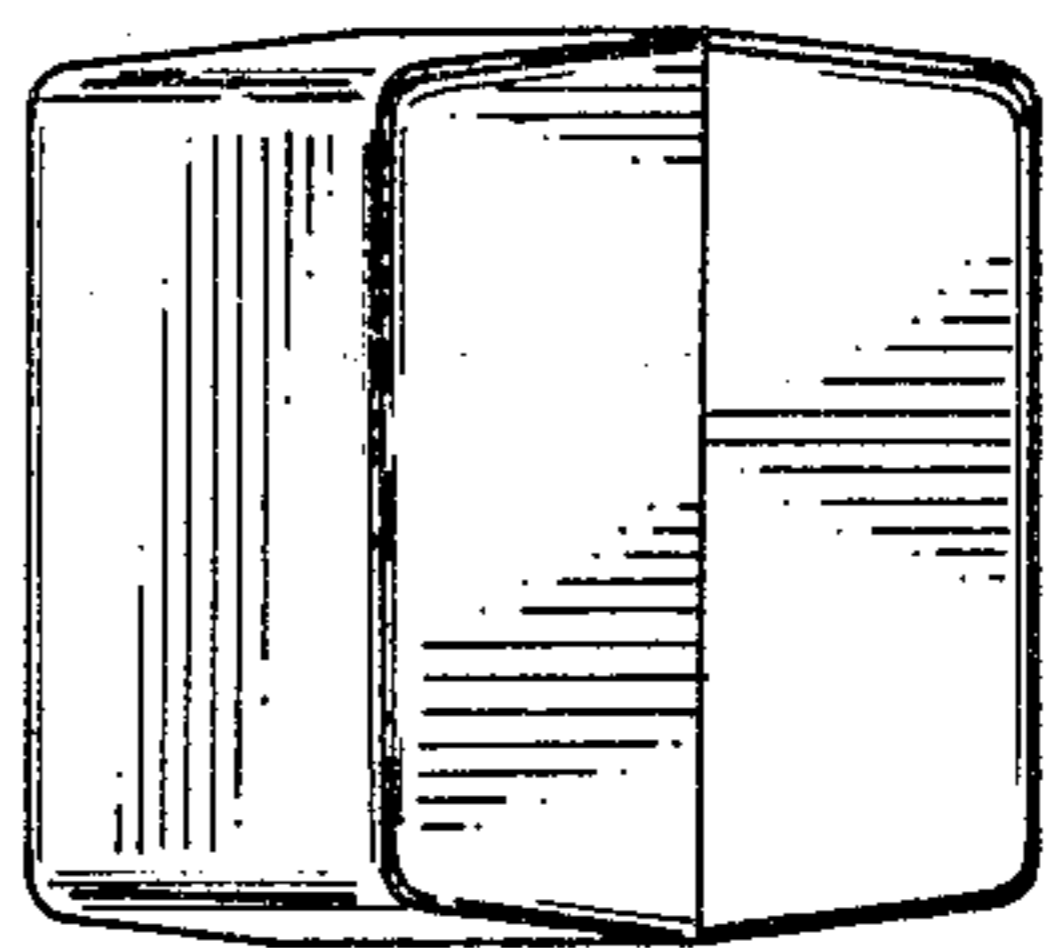


Fig. 7.