

[54] CONSOLE FOR TELECONFERENCE COMMUNICATION

[75] Inventors: David Parshad, Ottawa, Canada; Waco Butram, Capron, Ill.; Radamis Botros, Nepean, Canada

[73] Assignee: Darome, Inc., Harvard, Ill.

[**] Term: 14 Years

[21] Appl. No.: 559,364

[22] Filed: Dec. 8, 1983

[52] U.S. Cl. D14/59; D14/52; D14/57; D14/30; D14/33

[58] Field of Search D14/12, 13, 14, 52, D14/53, 59, 57, 60; 179/179, 178, 100 L, 100 C, 100 D, 101, 81 B, 18 BC, 18 BB, 18 AD, 37, 2 R, 90 R, 90 B

[56] References Cited PUBLICATIONS

"Conference 2000".

The Darome 700 Elite Convener. Darome Acoustic Coupled Convener Teleconference System Model 612 and 1612.

Primary Examiner—Wallace R. Burke Assistant Examiner—Horace B. Fay Attorney, Agent, or Firm—Leydig, Voit & Mayer, Ltd.

[57] CLAIM

The ornamental design for a console for teleconferencing communication, as shown.

DESCRIPTION

FIG. 1 is a left side, top and front end perspective view of a console for teleconference communication showing our new design;

FIG. 2 is an enlarged top plan view thereof;

FIG. 3 is a front end elevational view;

FIG. 4 is a right side elevational view;

FIG. 5 is a rear end elevational view;

FIG. 6 is a left side, top and front end perspective view of a second embodiment thereof, with all other views appearing substantially as in FIGS. 3, 4 and 5.




FIG. 1

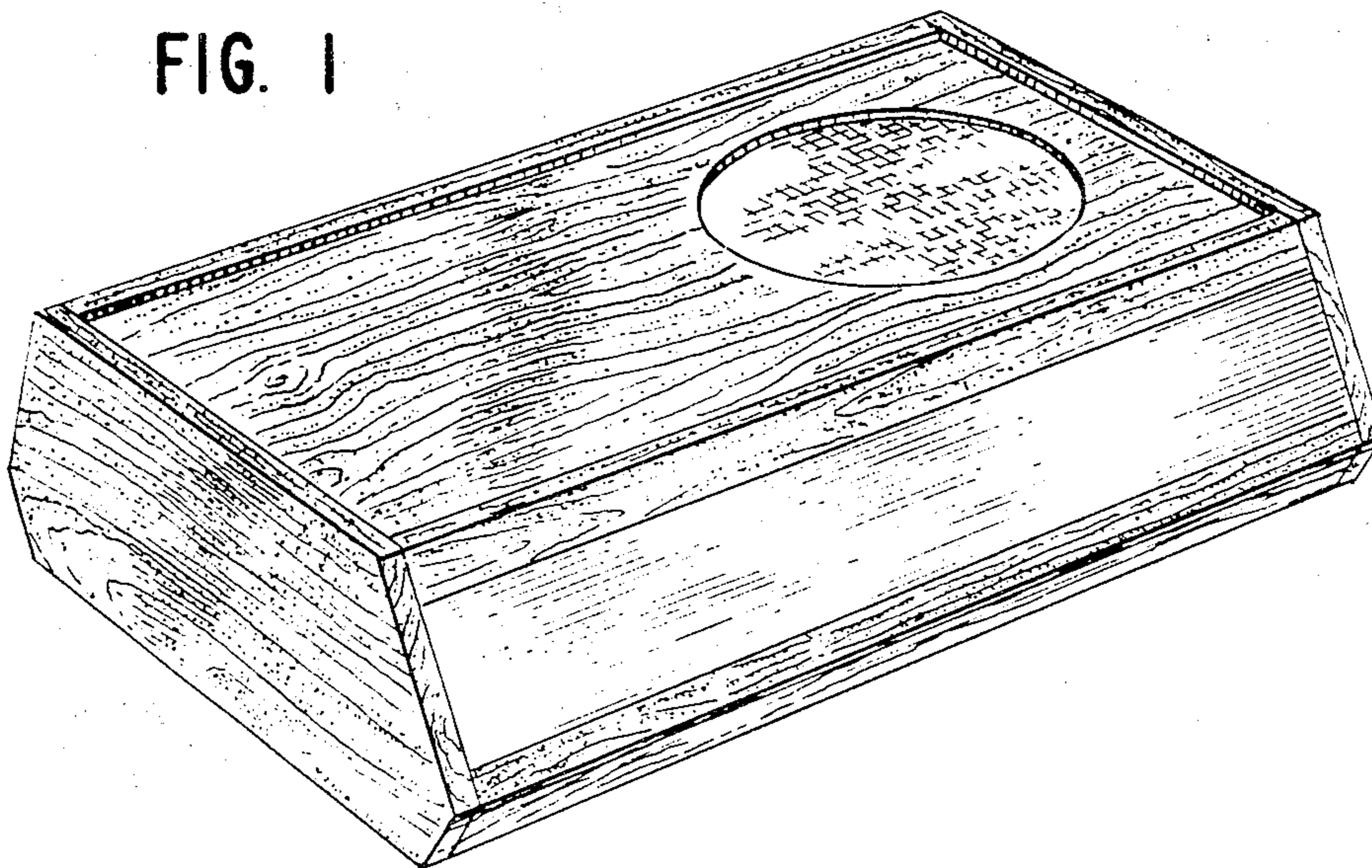


FIG. 2


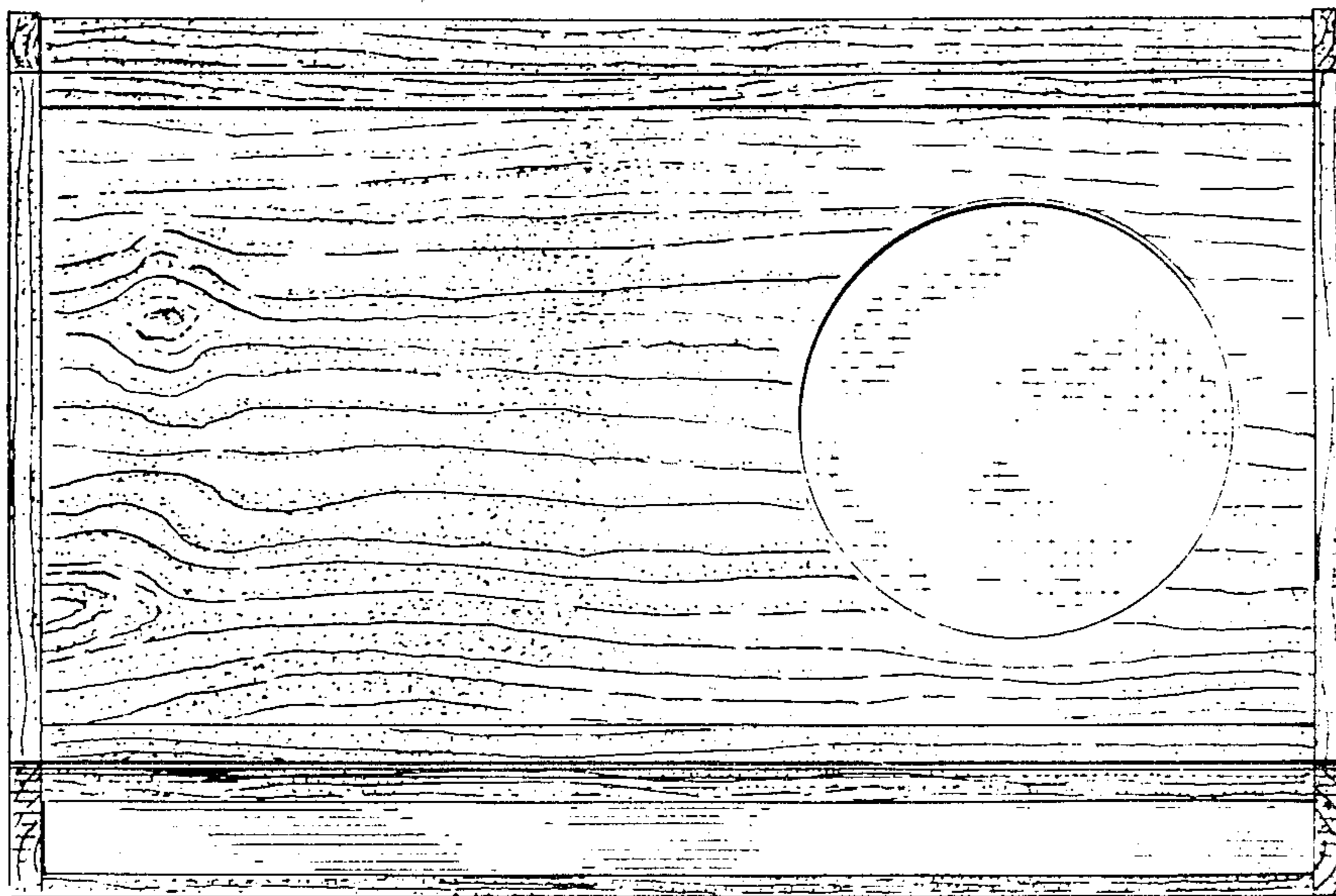


FIG. 3

FIG. 4




FIG. 5

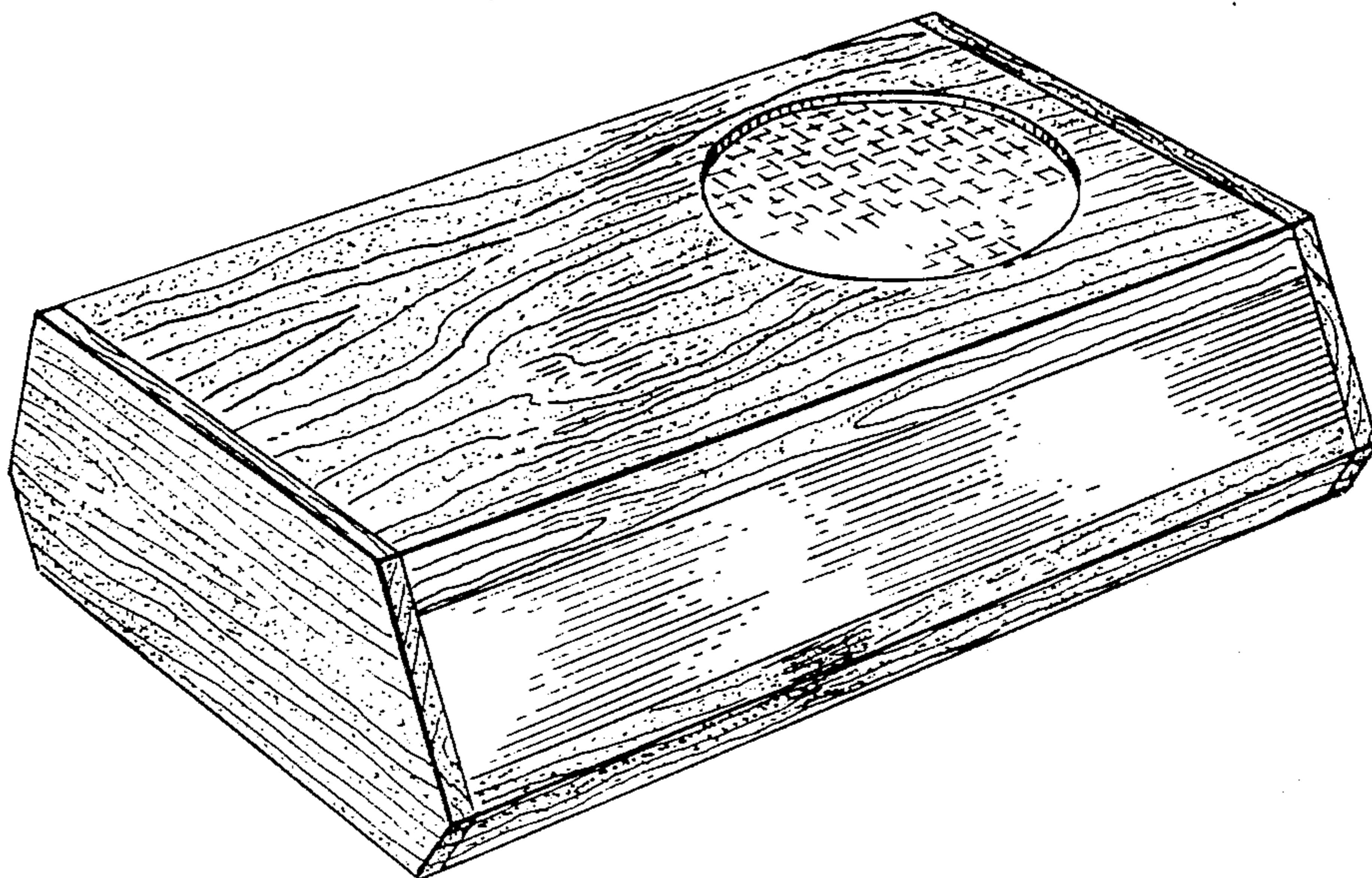


FIG. 6