

[54] ALARM CLOCK

[76] Inventor: Hans K. Zeisel, Waiblinger Strasse  
25, D-7054 Korb, Fed. Rep. of  
Germany

[\*\*] Term: 14 Years

[21] Appl. No.: 540,604

[22] Filed: Oct. 7, 1983

[30] Foreign Application Priority Data

Apr. 22, 1983 [DE] Fed. Rep. of Germany ..... 942  
[52] U.S. Cl. .... D10/8; D10/122  
[58] Field of Search ..... D10/1, 2, 6, 7, 8, 122-126;  
368/139, 232, 244, 276, 285

[56] References Cited

U.S. PATENT DOCUMENTS

D. 63,896 2/1924 Harshberger ..... D10/8  
D. 119,385 3/1940 Greene ..... D10/8  
D. 150,089 6/1948 Murphy ..... D10/8  
D. 155,616 10/1949 Levy ..... D10/8  
D. 184,560 3/1959 Cooper ..... D10/8 X

D. 186,677 11/1959 Levy ..... D10/8  
D. 226,672 4/1973 Blessing ..... D10/23 X  
D. 270,336 8/1983 Frank ..... D10/8 X  
D. 278,129 3/1985 Chatten ..... D10/6

OTHER PUBLICATIONS

*Gift and Decorative Accessories Buyer*-2/64-p. 32-Clock  
at center.

*European Jeweler*-12/73-p. 42-Clock at top center.

*Primary Examiner*-Nelson C. Holtje

*Attorney, Agent, or Firm*-Michael J. Striker

[57] CLAIM

The ornamental design for an alarm clock, substantially  
as shown and described.

DESCRIPTION

FIG. 1 is a right front perspective view of an alarm  
clock showing my new design;

FIG. 2 is a front elevational view thereof;

FIG. 3 is a rear elevational view thereof;

FIG. 4 is a right side elevational view thereof;

FIG. 5 is a top plan view thereof;

FIG. 6 is a bottom plan view thereof.





Fig. 1



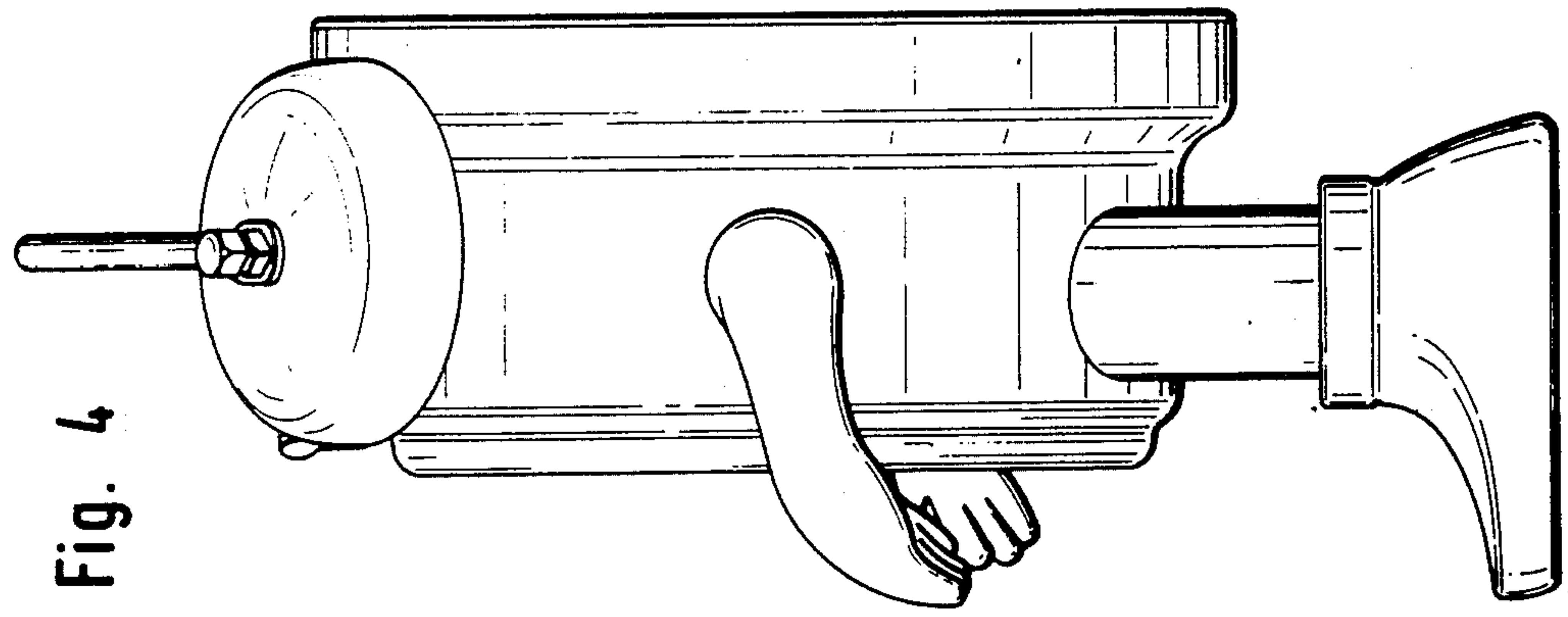


Fig. 4

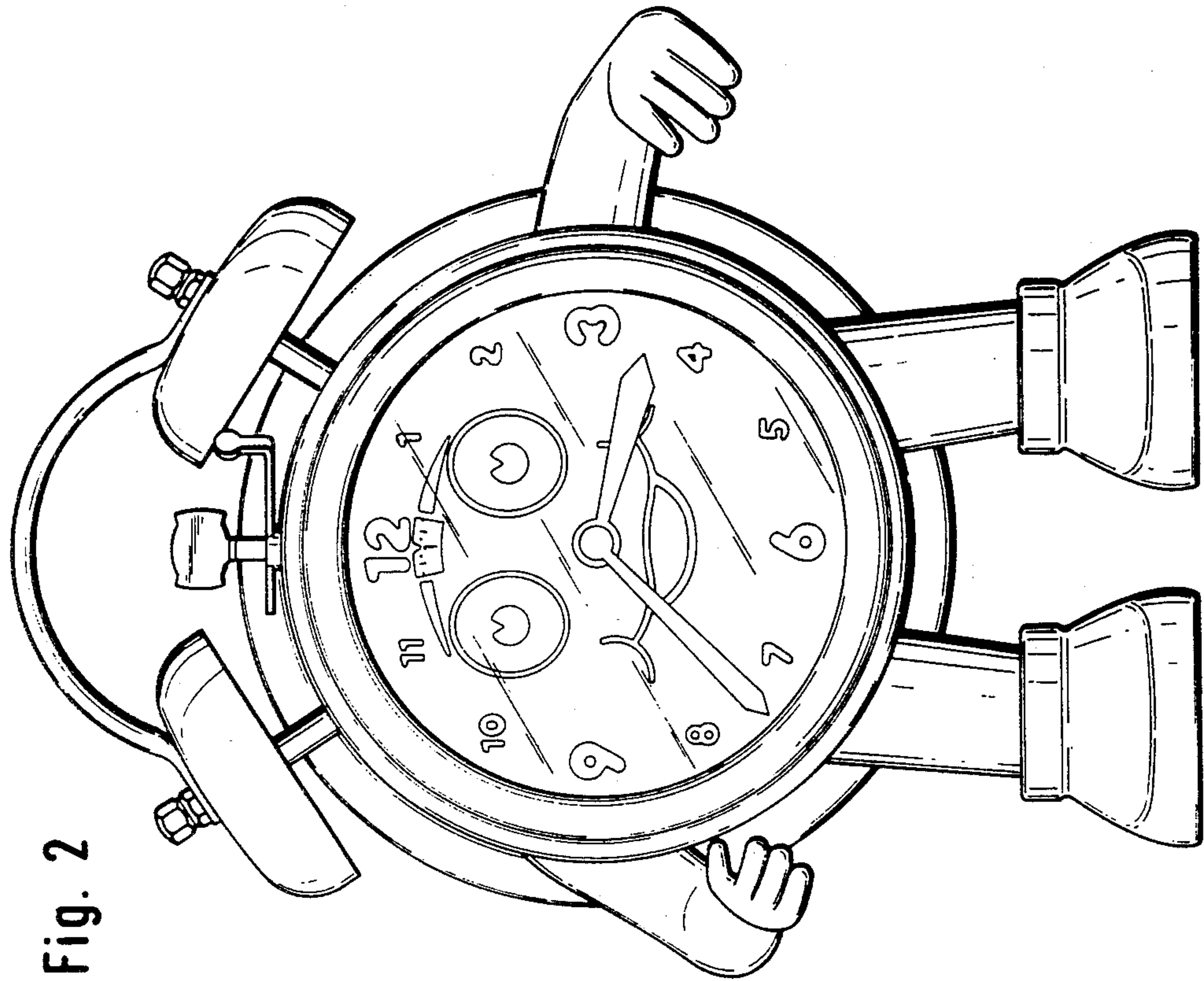


Fig. 2

Fig. 3






Fig. 5

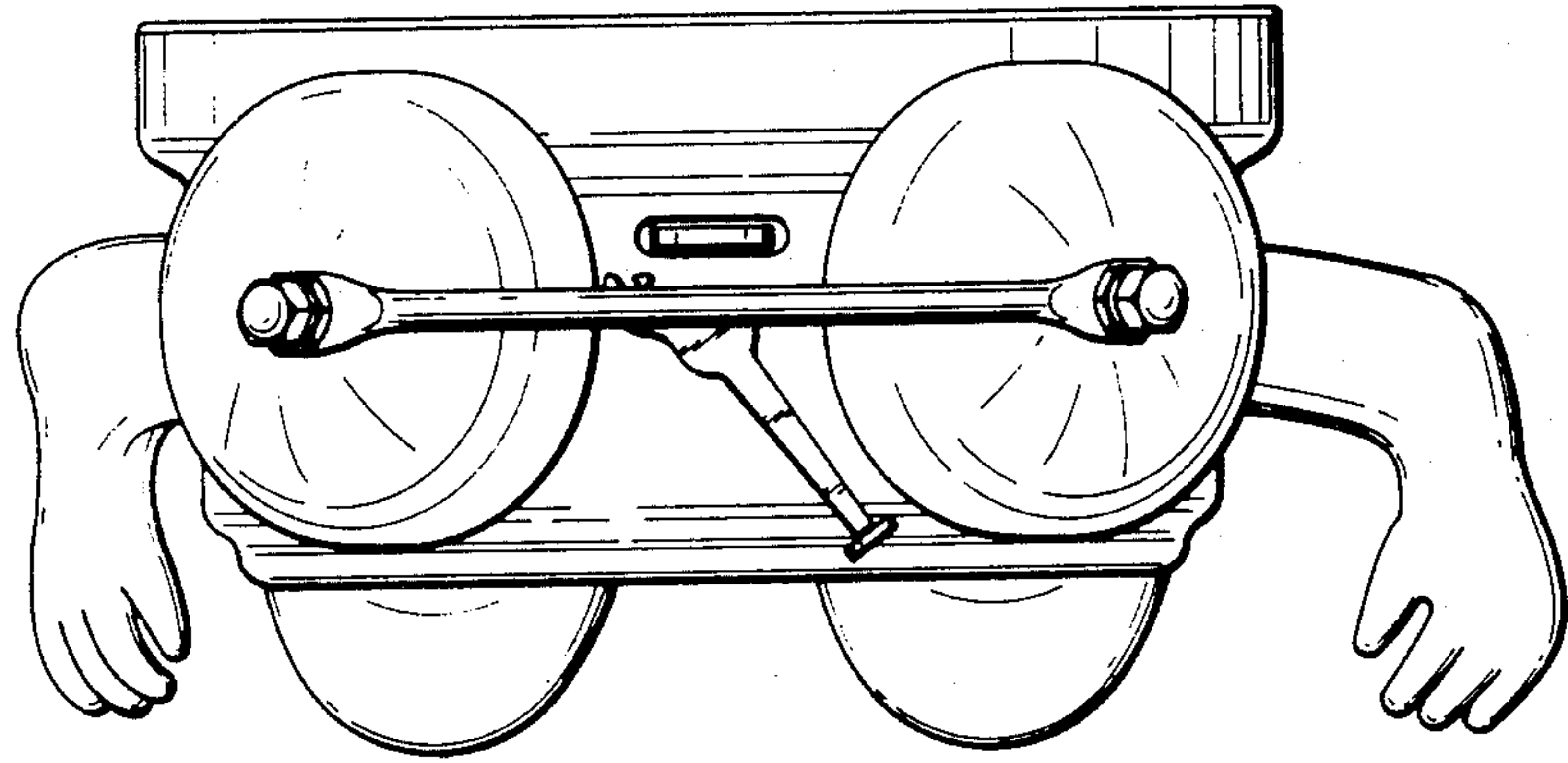


Fig. 6

