

[54] COASTER OR THE LIKE

[75] Inventor: Mark P. Zieff, Lexington, Mass.

[73] Assignee: Dart Industries Inc, Northbrook, Ill.

[**] Term: 14 Years

[21] Appl. No.: 537,874

[22] Filed: Sep. 29, 1983

[52] U.S. Cl. D7/45

[58] Field of Search D7/45, 70; 248/346.1; 215/100.5; 220/85 H

[56] References Cited

U.S. PATENT DOCUMENTS

D. 91,501	2/1934	Roe	D7/45
D. 135,773	6/1943	Curran	D7/45
D. 243,379	2/1977	Meeks	D7/45
D. 245,384	8/1977	Ashton	D7/45
D. 251,101	2/1979	Anderson	D7/45 X
506,120	10/1893	Kiel	.	
1,981,627	11/1934	Merriman	65/53
2,115,654	4/1938	Swofford	150/52 R
2,563,352	8/1951	Morse	229/14
2,641,911	6/1953	Raymond et al.	248/346.1

2,781,651	2/1957	Cutler	65/53
2,955,722	10/1960	Antonious	215/100.5
3,051,303	8/1962	Daanen et al.	206/45.31
3,079,037	2/1963	Schechter	220/60
3,188,040	6/1965	Eichler	248/346.1
3,246,786	4/1966	Holley	215/100.5
3,583,664	6/1971	Kalina	248/346.1
3,598,271	8/1971	Holley	215/41
3,606,074	9/1971	Hayes	220/42


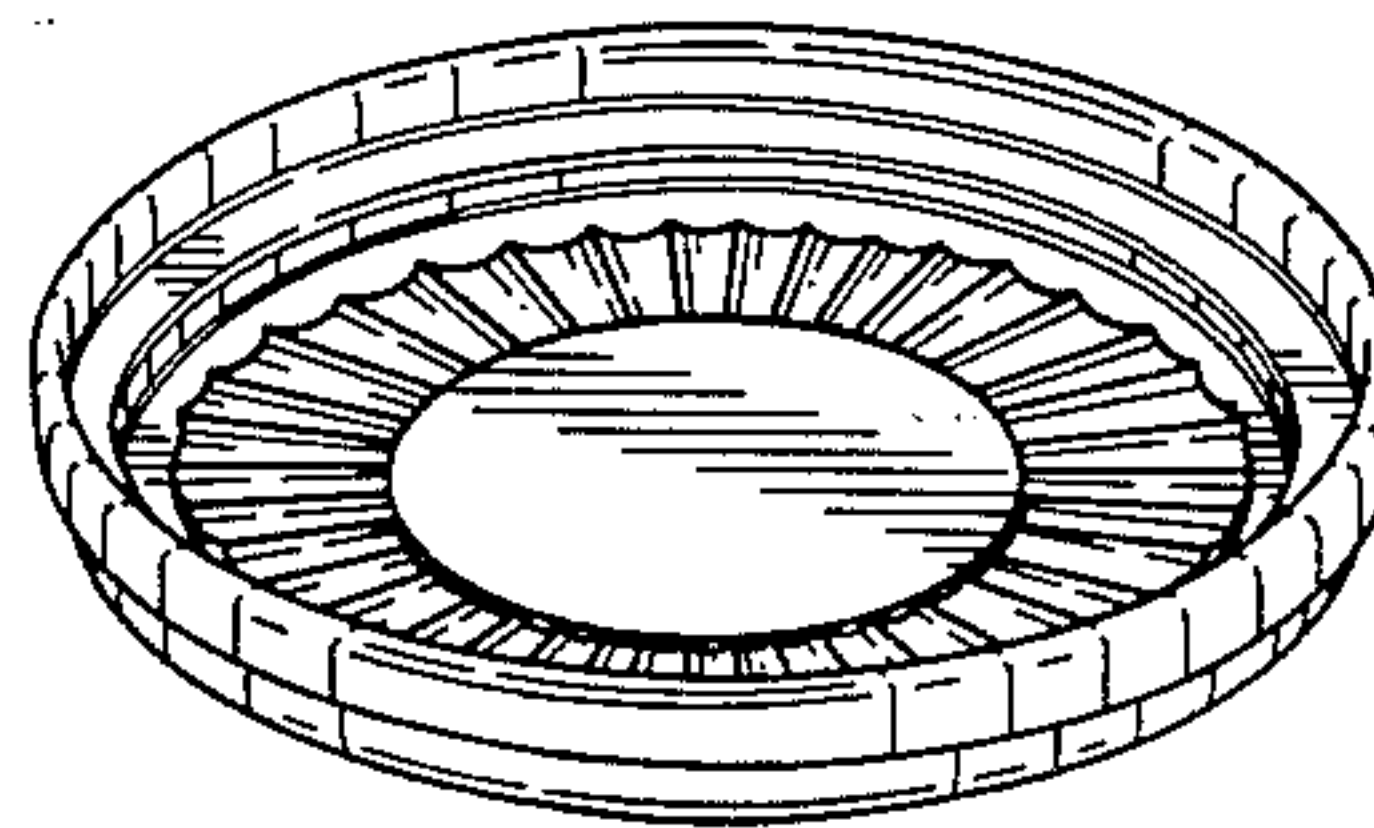
Primary Examiner—Bernard Ansher
Assistant Examiner—Terry Pfeffer
Attorney, Agent, or Firm—John A. Doninger

[57] CLAIM

The ornamental design for a coaster or the like, substantially as is shown.

DESCRIPTION

FIG. 1 is a top perspective view of the coaster or the like showing my new design;
FIG. 2 is a top plan view thereof;
FIG. 3 is a side elevation thereof;
FIG. 4 is a bottom plan view thereof;
FIG. 5 is a cross-sectional view taken along line 5—5 of FIG. 2.



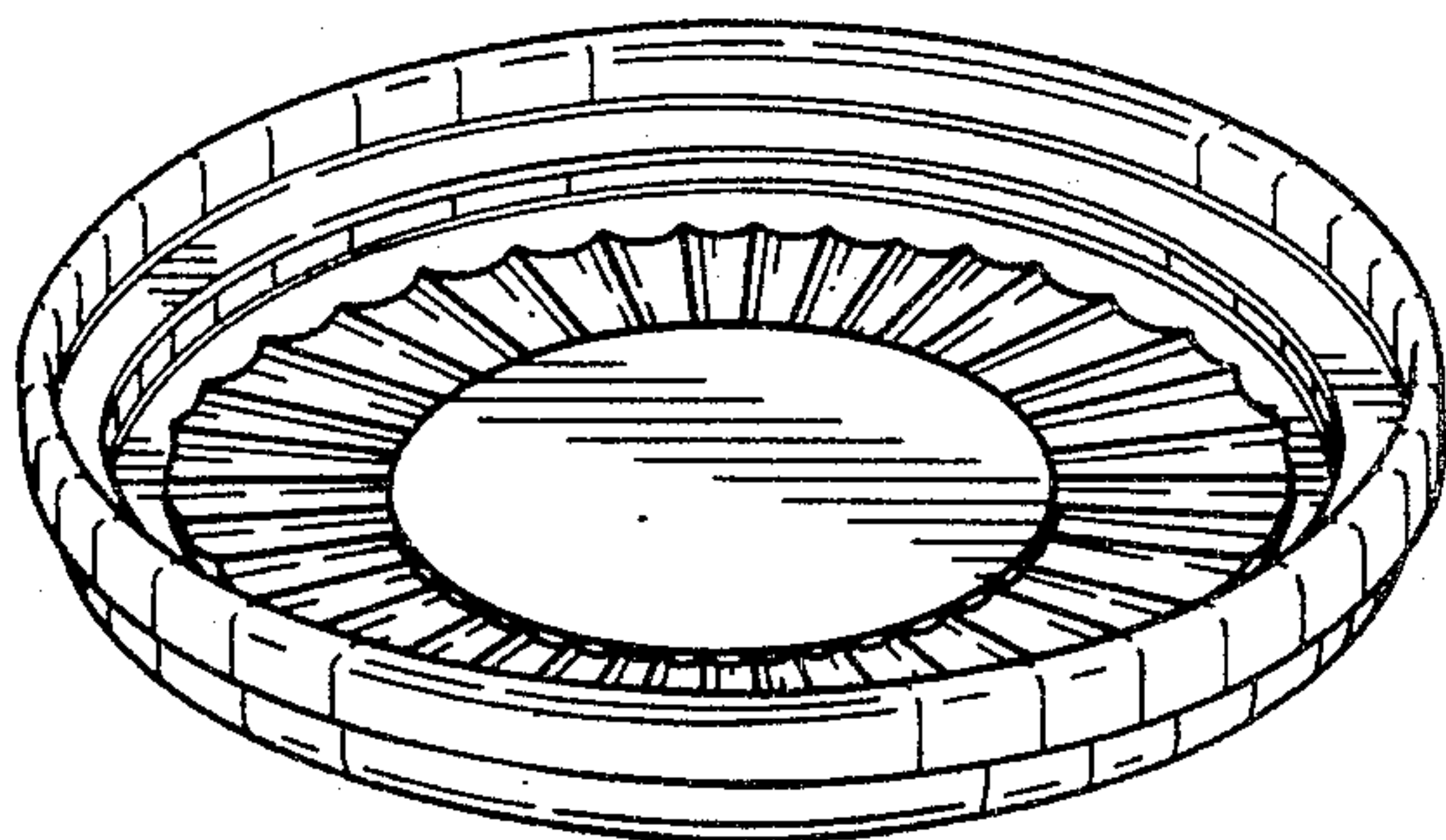


FIG. 1

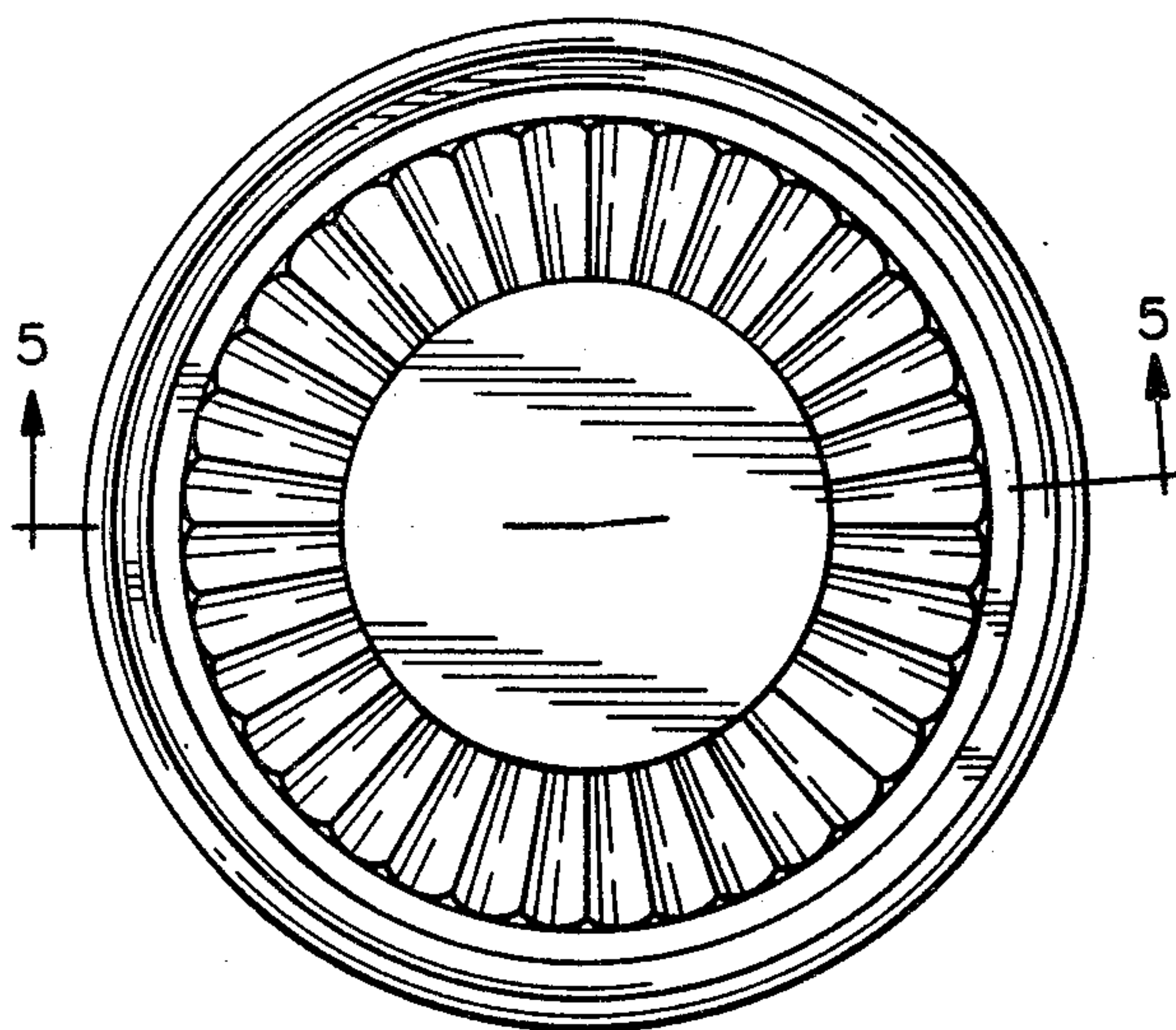


FIG. 2




FIG. 3

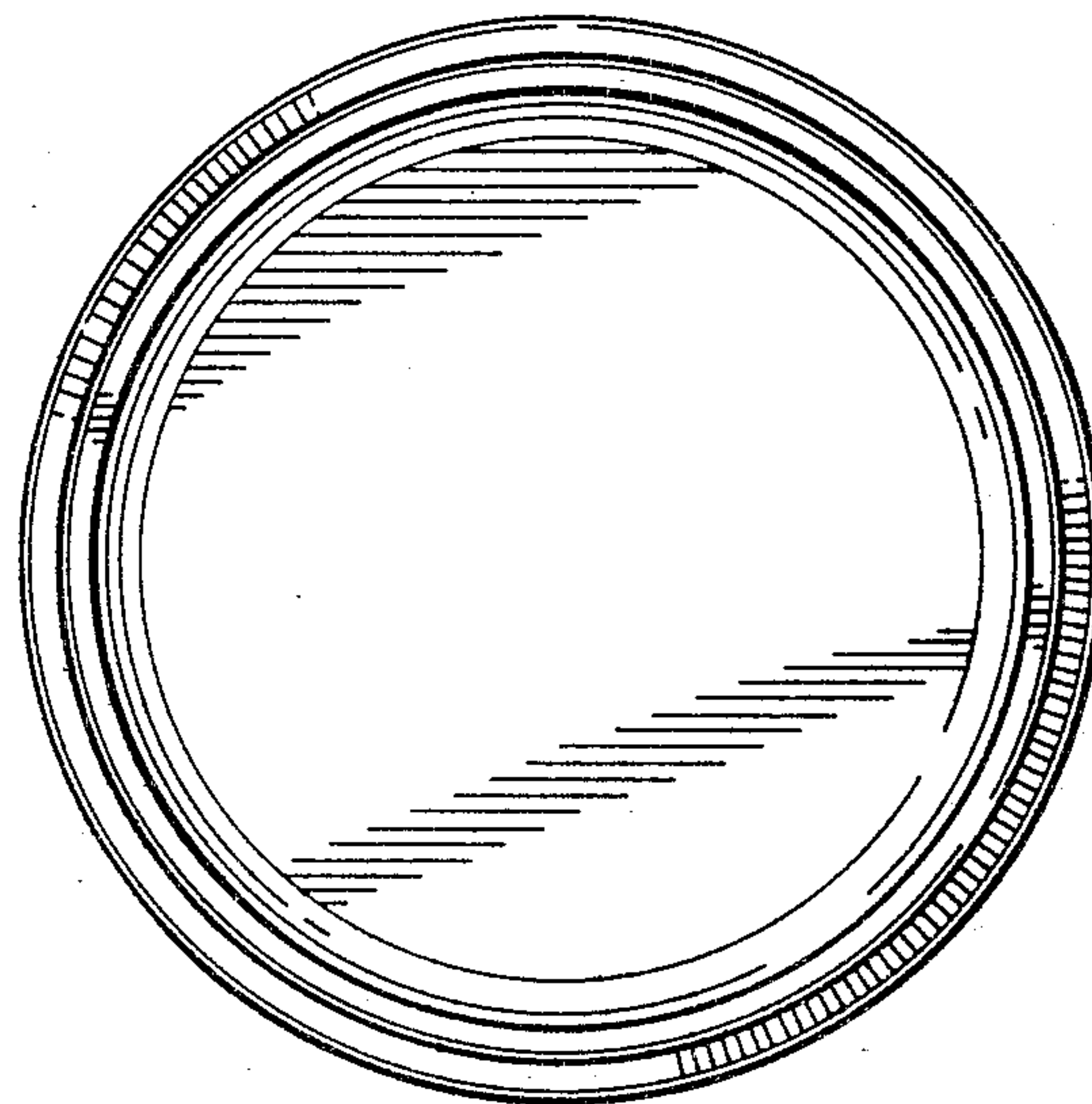


FIG. 4




FIG. 5