

[54] BED FRAME

[75] Inventor: Paolo Porro, Como, Italy

[73] Assignee: Porro & Porro, S.r.l, Italy

[**] Term: 14 Years

[21] Appl. No.: 697,781

[22] Filed: Feb. 4, 1985

[30] Foreign Application Priority Data

Aug. 9, 1984 [IT] Italy 22827[U]

[52] U.S. Cl. D6/507; D6/505

[58] Field of Search D6/507, 505, 382, 393, D6/394, 376, 380, 392; 5/53 R, 200 R, 279 B, 281

[56] References Cited

U.S. PATENT DOCUMENTS

D. 20,353	12/1890	Mersereau	D6/394
D. 24,326	5/1895	Wiessner	D6/393
D. 29,552	10/1898	Kimball	D6/505
D. 30,341	3/1899	Haggard et al.	D6/507
D. 34,188	3/1901	Frank	D6/507
D. 67,328	5/1925	Augustine	D6/507
D. 72,736	5/1927	Stuart	D6/507
D. 90,256	7/1933	McClure	D6/393
D. 99,382	4/1936	Wesley	D6/380
D. 156,764	1/1950	Primavera	D6/380
D. 215,856	11/1969	Chapin	D6/507

D. 261,336	10/1981	Thorpe	D6/507
767,151	8/1904	Hoey	5/200 R
1,170,850	2/1916	Rosenburgh	5/279 B
1,646,116	10/1927	Smith	D6/392 X
3,000,018	9/1961	Collins	5/53 R X

Primary Examiner—Bernard Ansher
Assistant Examiner—Linda Titolo
Attorney, Agent, or Firm—Steele, Gould & Fried

[57] CLAIM

The ornamental design for a bed frame, as shown and described.

DESCRIPTION

FIG. 1 is a perspective view of a bed frame showing my new design; the broken lines indicating the connection between headboard and footboard are shown for illustrative purposes only;

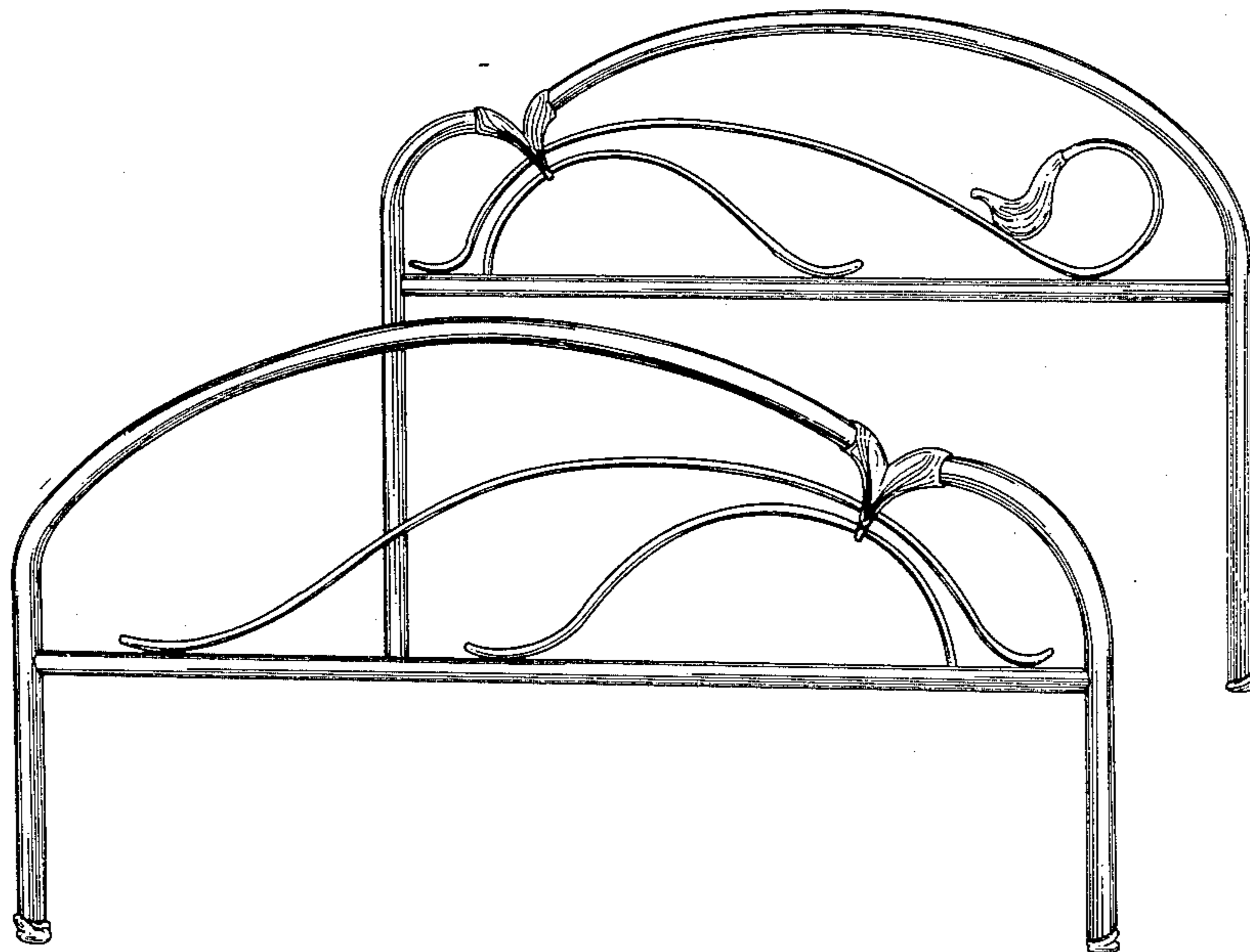
FIG. 2 is a front elevational view of the footboard shown in FIG. 1, the rear view thereof being substantially a mirror image thereof;

FIG. 3 is a front elevational view of the headboard shown in FIG. 1, the rear view thereof being substantially a mirror image thereof;

FIG. 4 is a right-side elevational view of that shown in FIG. 1, the left-side view being substantially a mirror image thereof; and,

FIG. 5 is a top plan view thereof.

The footboard and headboard are shown separately in FIGS. 2 and 3, respectively, for clarity of illustration.



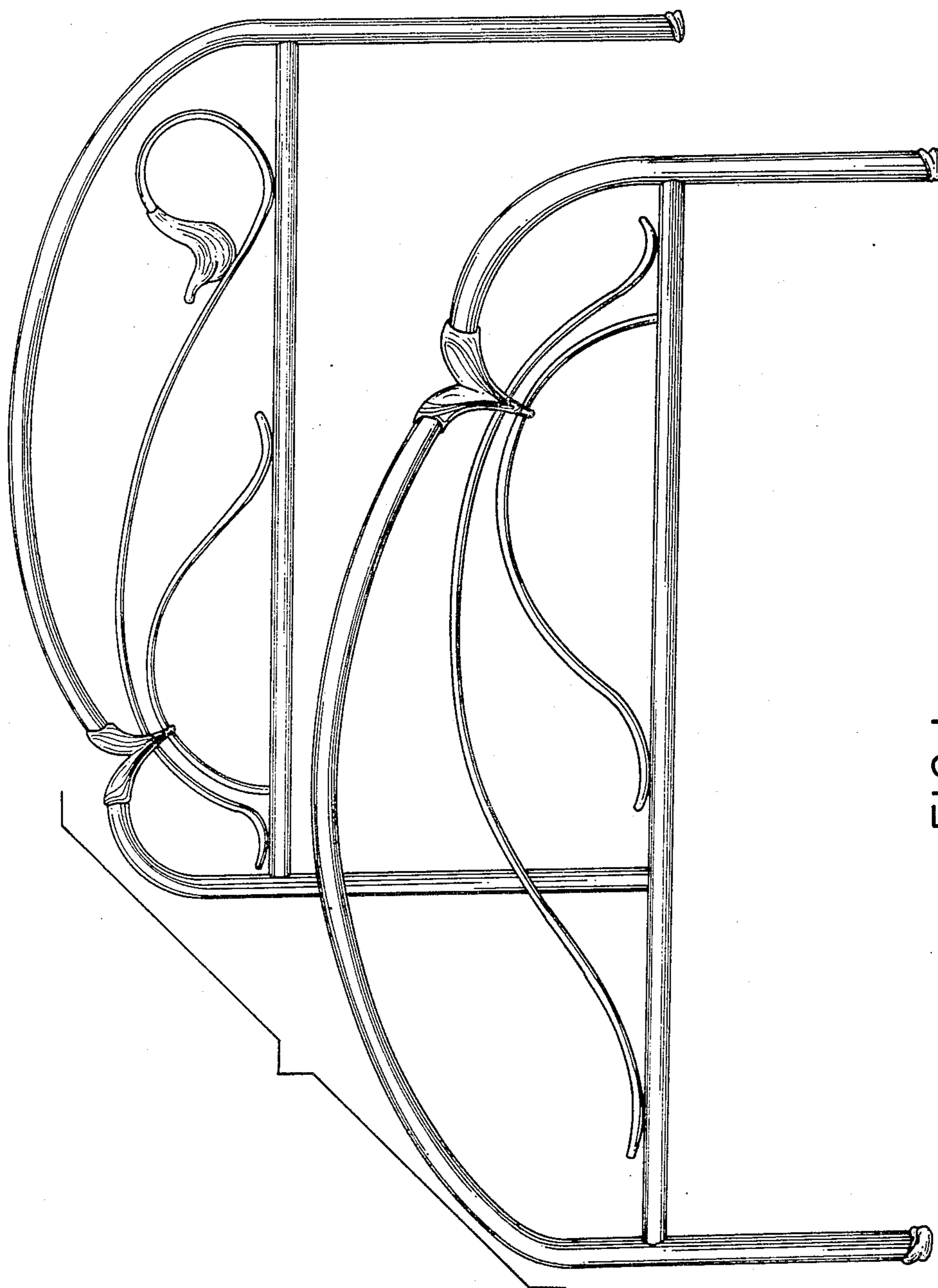


FIG. 1

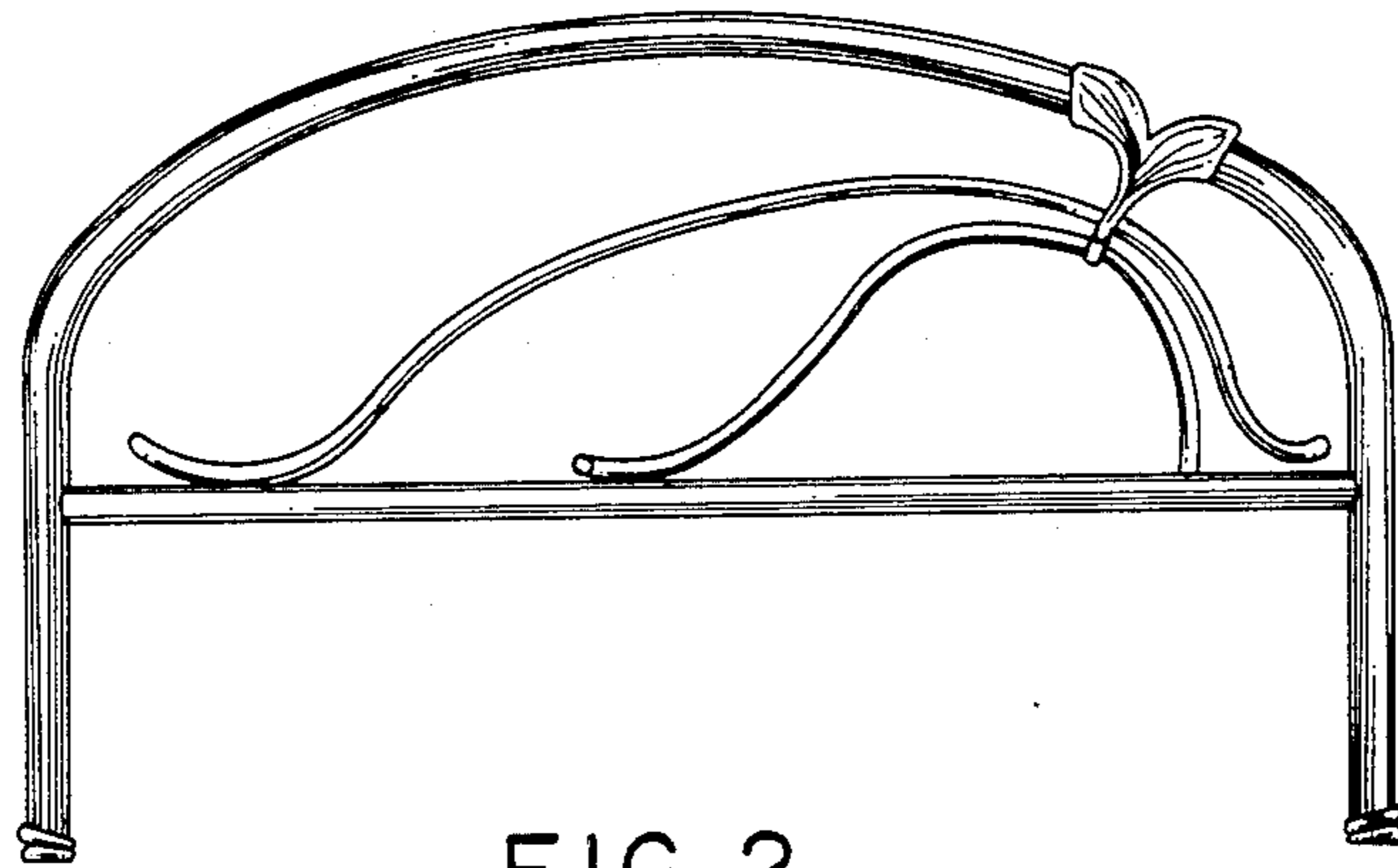


FIG. 2

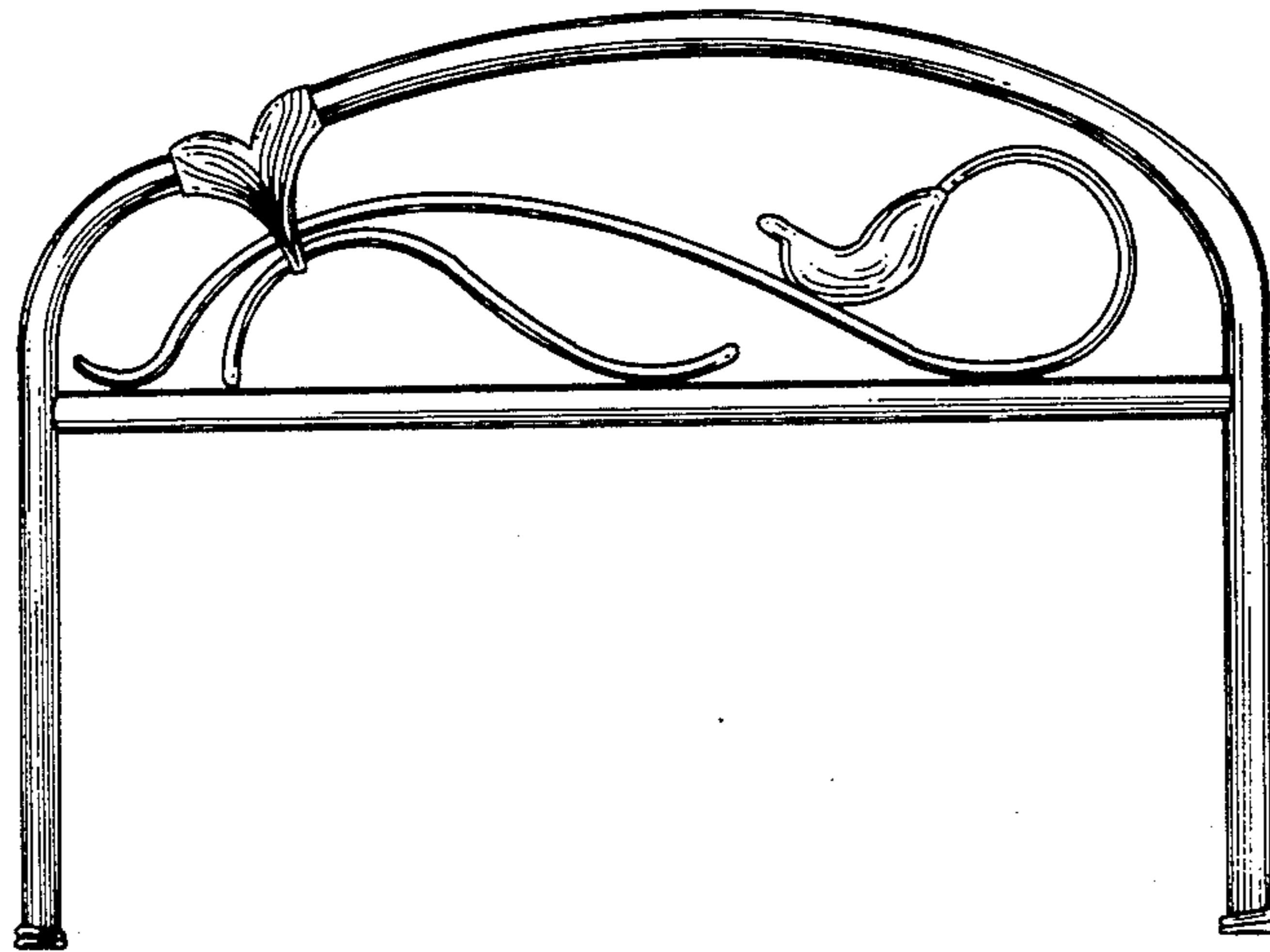


FIG. 3



FIG. 4

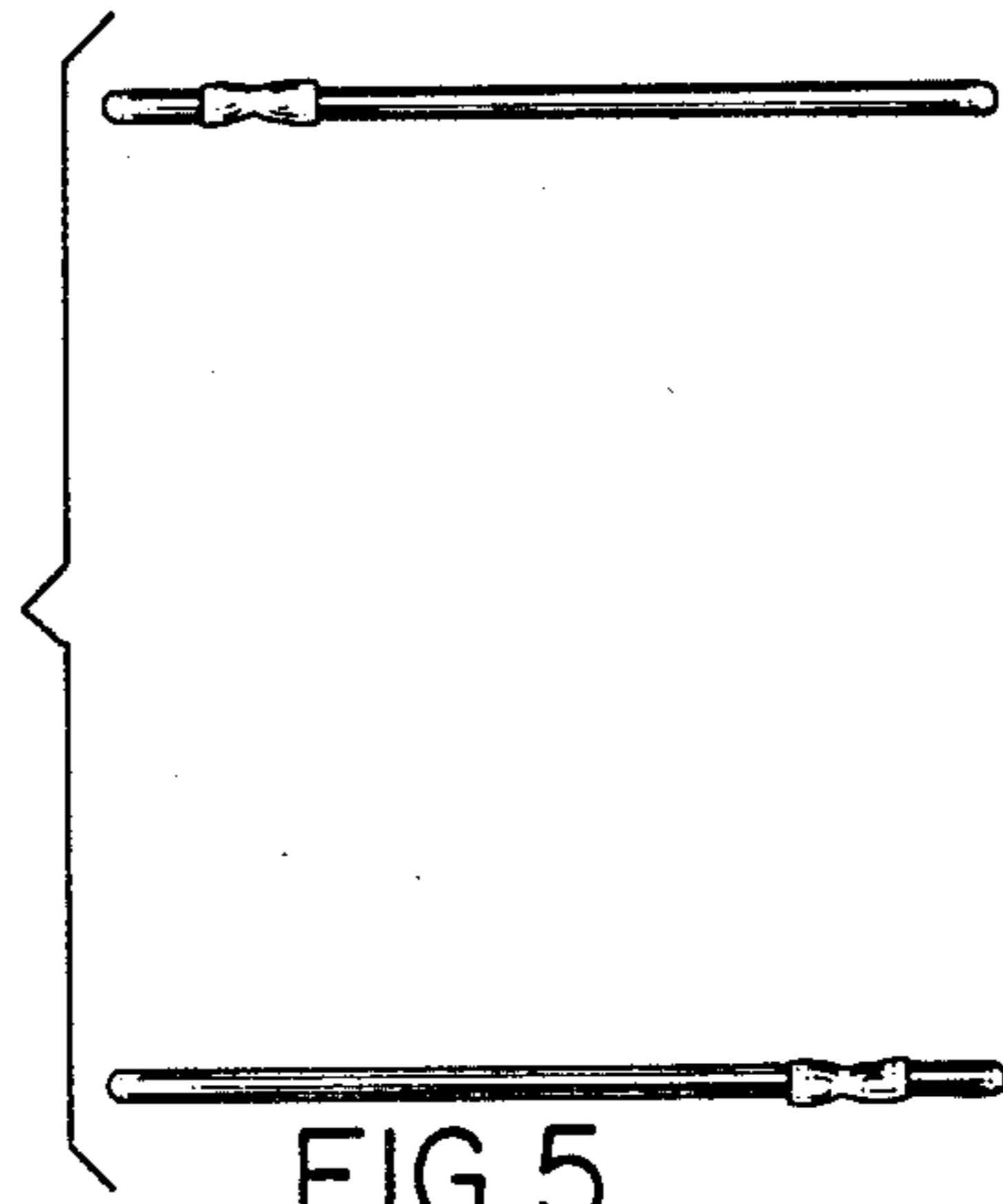


FIG. 5