

[54] **VACUUM CLEANER**

- [75] **Inventor:** Rolf Strohmeyer, Wuppertal, Fed. Rep. of Germany
- [73] **Assignee:** Vorwerk & Co. Elektrowerke KG, Wuppertal, Fed. Rep. of Germany
- [*] **Notice:** The portion of the term of this patent subsequent to Oct. 21, 2000 has been disclaimed.
- [**] **Term:** 14 Years
- [21] **Appl. No.:** 517,357
- [22] **Filed:** Jul. 25, 1983
- [30] **Foreign Application Priority Data**
Mar. 23, 1983 [DE] Fed. Rep. of Germany ... 54 MR 14 754
- [52] **U.S. Cl.** D32/22
- [58] **Field of Search** D32/21, 22, 23, 24;
15/320-327 R, 327 D, 327 E

[56]

References Cited

U.S. PATENT DOCUMENTS

D. 81,779 8/1930 Finnel D32/22

OTHER PUBLICATIONS

Neckermann Catalog-Summer 1982-p. 862, #1, Lloyd's Vacuum Model #8676/411.

Primary Examiner—Catherine E. Kemper
Attorney, Agent, or Firm—Michael J. Striker

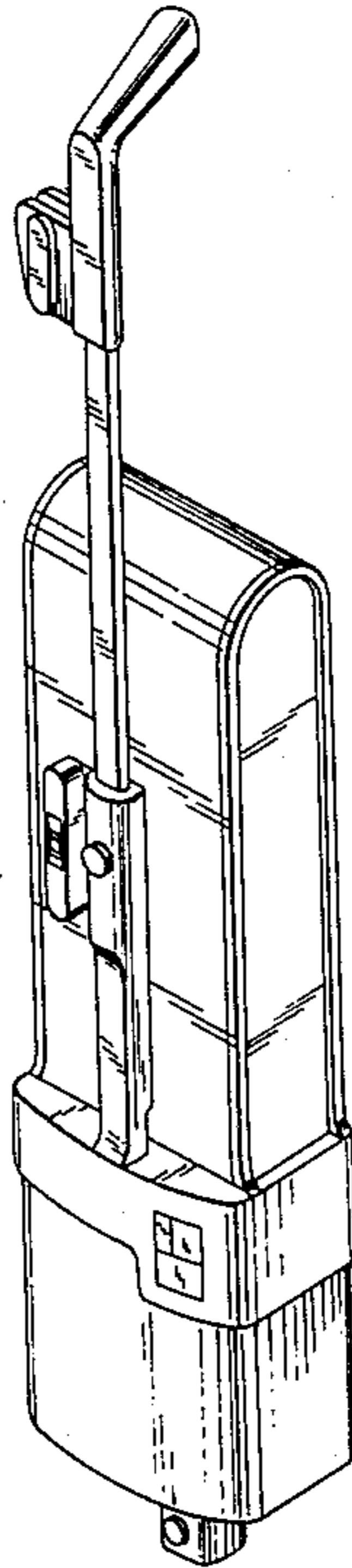
[57]

CLAIM

The ornamental design for a vacuum cleaner, substantially as shown and described.

DESCRIPTION

FIG. 1 is a front elevational view of a vacuum cleaner showing my new design;
FIG. 2 is a rear elevational view thereof;
FIG. 3 is a left side elevational view thereof;
FIG. 4 is a right side elevational view thereof;
FIG. 5 is a top plan view thereof;
FIG. 6 is a bottom plan view thereof; and
FIG. 7 is a top front perspective view thereof.



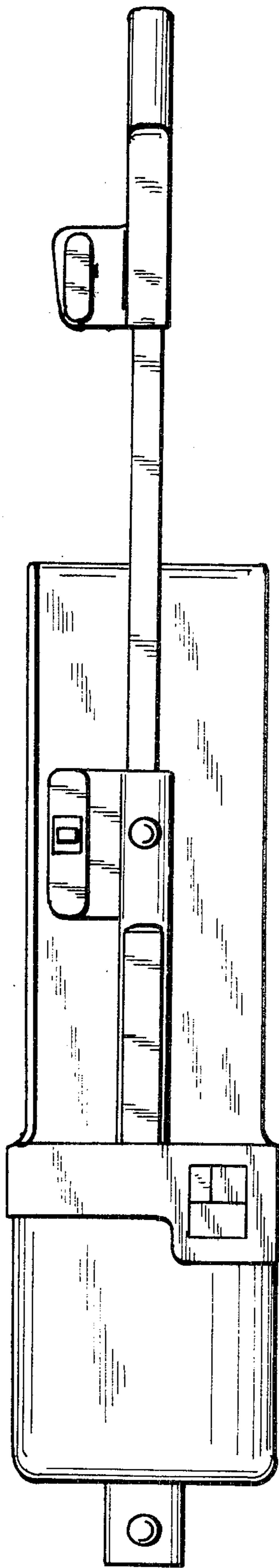


FIG. 1

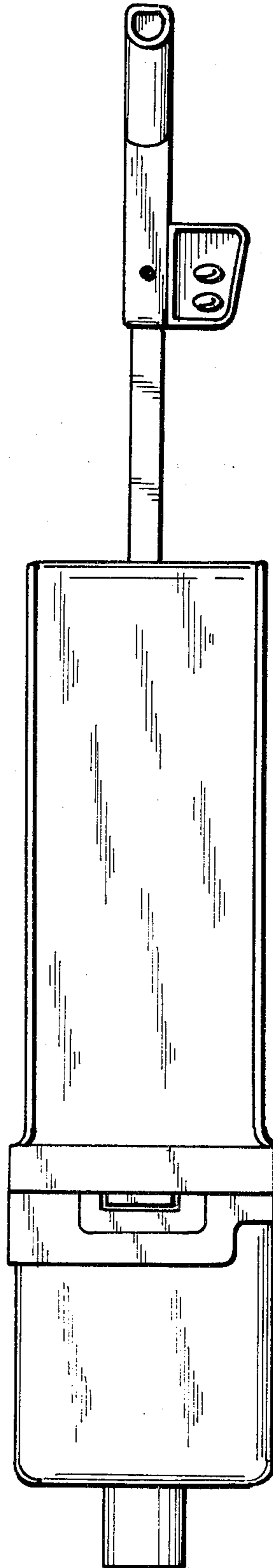


FIG. 2

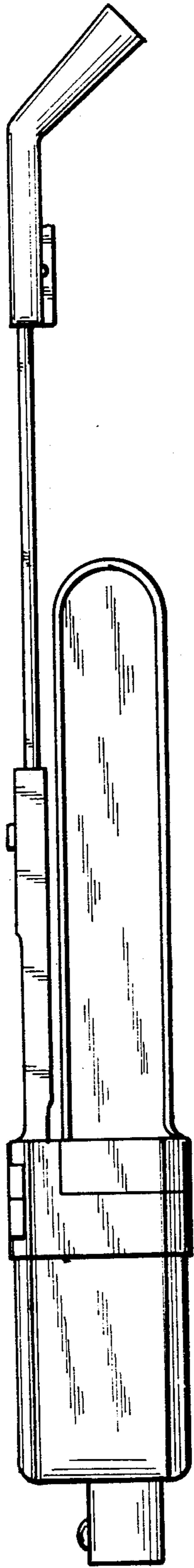


FIG. 3

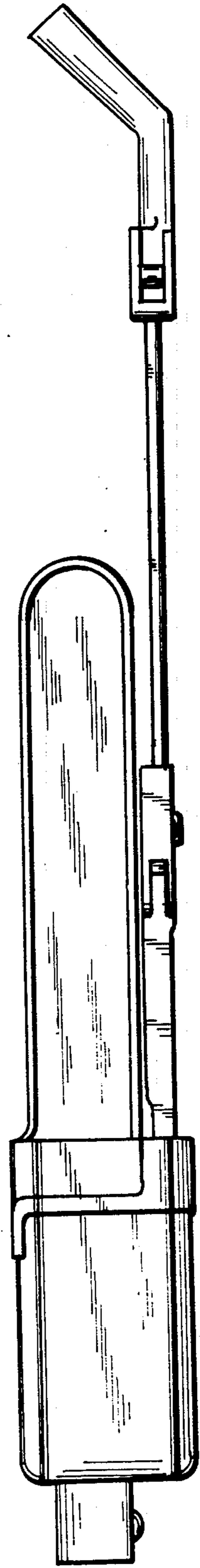


FIG. 4

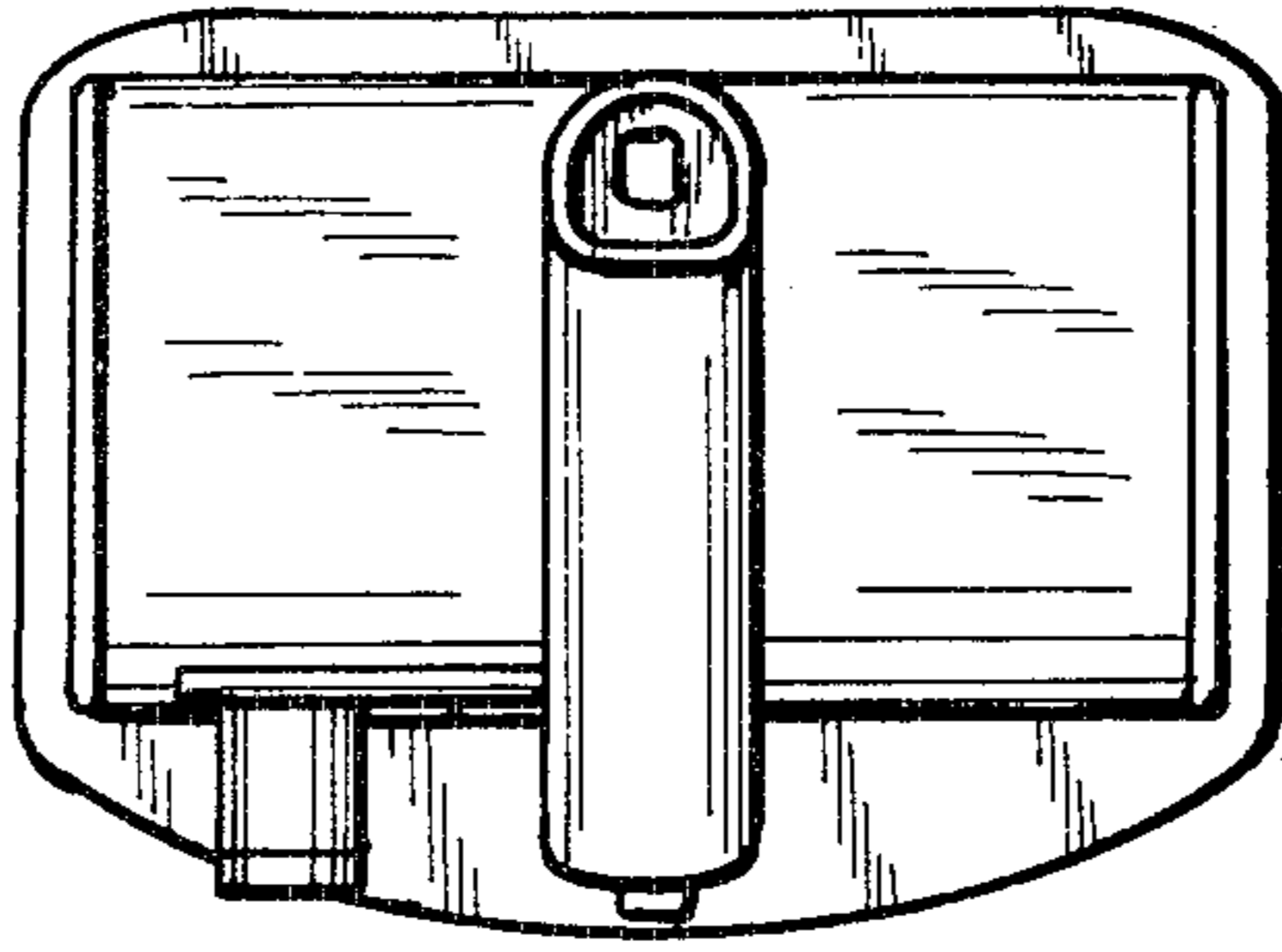


FIG. 5




FIG. 6

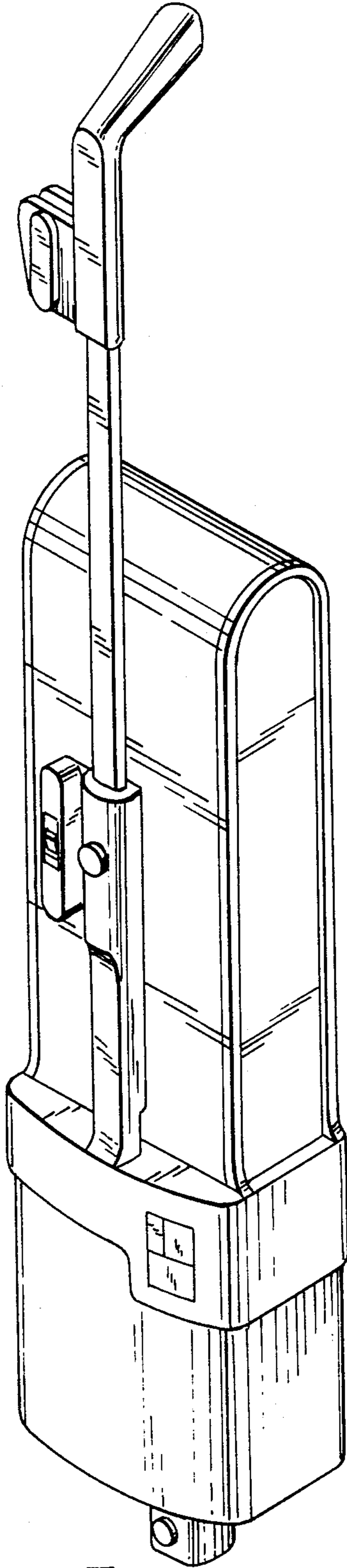


FIG. 7