

[54] COMBINED PEN, WATCH AND PRESSURE GAUGE

3,289,480 12/1966 Sams 73/744

[76] Inventor: Tien T. Huang, No. 4, 30 Lane, Wu-Chuang Street, Pan-Chiao City, Taipei, Taiwan

[**] Term: 14 Years

[21] Appl. No.: 520,624

[22] Filed: Aug. 5, 1983

[52] U.S. Cl. D10/86; D10/2; D19/36

[58] Field of Search D10/2, 83, 86, 15; D19/36, 43, 51; 73/146.3, 744; 368/10

[56] References Cited

U.S. PATENT DOCUMENTS

- D. 144,621 5/1946 Kahn D19/48
- D. 211,540 6/1968 Malanga D10/86
- D. 266,769 11/1982 Camps D19/51
- D. 270,547 9/1983 Bajusz D19/51
- D. 277,873 3/1985 Kin D19/36
- 1,607,097 11/1926 Murphy D19/36 X

OTHER PUBLICATIONS

Design News 2/20/78, p. 71; Pen-Watch on page.

Primary Examiner—Carmen H. Vales
Attorney, Agent, or Firm—Banner, Birch, McKie & Beckett

[57] CLAIM

The ornamental design for a combined pen, watch and pressure gauge, as shown and described.

DESCRIPTION

FIG. 1 is a perspective view of a combined pen, watch and pressure gauge showing my new design; FIG. 2 is a front elevational view thereof; FIG. 3 is a rear elevational view thereof; FIG. 4 is a left side elevational view thereof; FIG. 5 is a right side elevational view thereof; FIG. 6 is a top plan view thereof; FIG. 7 is a bottom plan view thereof; and FIG. 8 is an exploded perspective view with the gauge in extended position.






FIG. 1

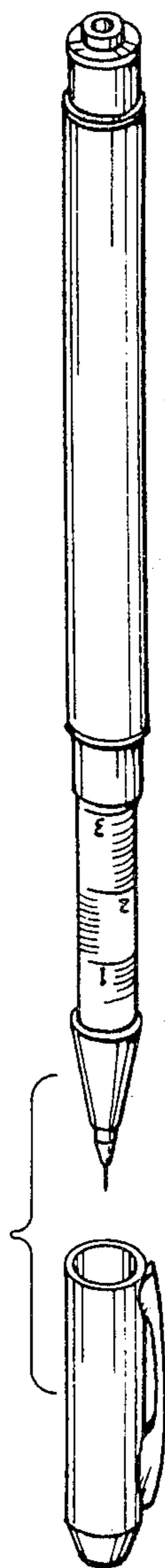


FIG. 8



FIG. 6

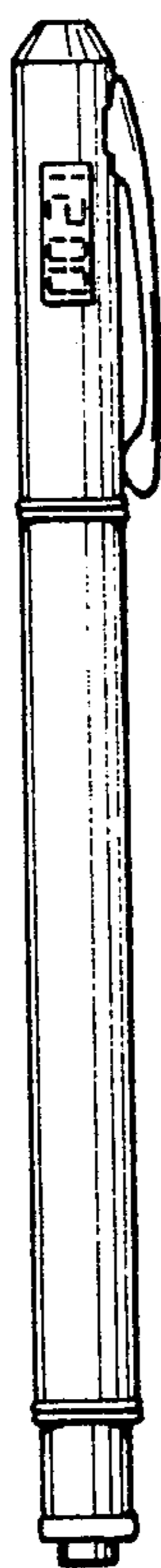


FIG. 2




FIG. 3

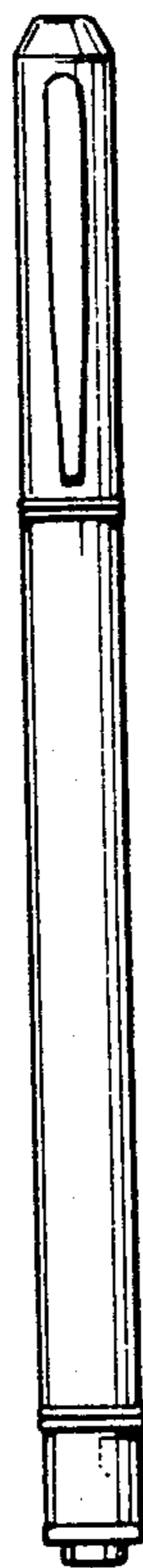


FIG. 5



FIG. 4



FIG. 7