

[54] COMBINED WRISTWATCH AND RADIO

4,419,770 12/1983 Yagi ..... 368/10 X

[75] Inventors: Jiro Matsuo, Chiba; Kaname Atsumi, Tokyo, both of Japan

[73] Assignee: Citizen Watch Co., Ltd., Tokyo, Japan

[\*\*] Term: 14 Years

[21] Appl. No.: 627,927

[22] Filed: Jul. 5, 1984

[30] Foreign Application Priority Data

Apr. 11, 1984 [JP] Japan ..... 59-14401

[52] U.S. Cl. .... D10/31; D14/69

[58] Field of Search ..... D10/31, 2, 15, 38; 368/10; 455/350, 351, 301, 344; D14/68-70

[56] References Cited

U.S. PATENT DOCUMENTS

D. 239,324	3/1976	Vong	.....	D10/38	X
D. 246,104	10/1977	Vong	.....	D10/32	X
D. 250,761	1/1979	Vong	.....	D10/38	X
3,032,651	5/1962	Gisiger-Stähli	.....	455/351	X
3,257,618	6/1966	Trepanier	.....	368/10	X
4,225,965	9/1980	Baugh	.....	455/351	X

OTHER PUBLICATIONS

*Jeweler's-Circular Keystone*-3/82-p. 93-Watch-Radio at top.

*Hong Kong Enterprises*-8/83-p. 336-Talking Watch at bottom right.

*Popular Science*-9/83-p. 96-Talking Watch at right-top.

Primary Examiner—Nelson C. Holtje

Attorney, Agent, or Firm—Koda and Androlia

[57] CLAIM

The ornamental design for a combined wristwatch and radio, substantially shown and described.

DESCRIPTION

FIG. 1 is a perspective view of a combined wristwatch and radio showing our new design;

FIG. 2 is a front elevational view thereof;

FIG. 3 is a right-side elevational view thereof;

FIG. 4 is a top plan view thereof;

FIG. 5 is a left-side elevational view thereof;

FIG. 6 is a rear elevational view thereof; and

FIG. 7 is a bottom plan view thereof.

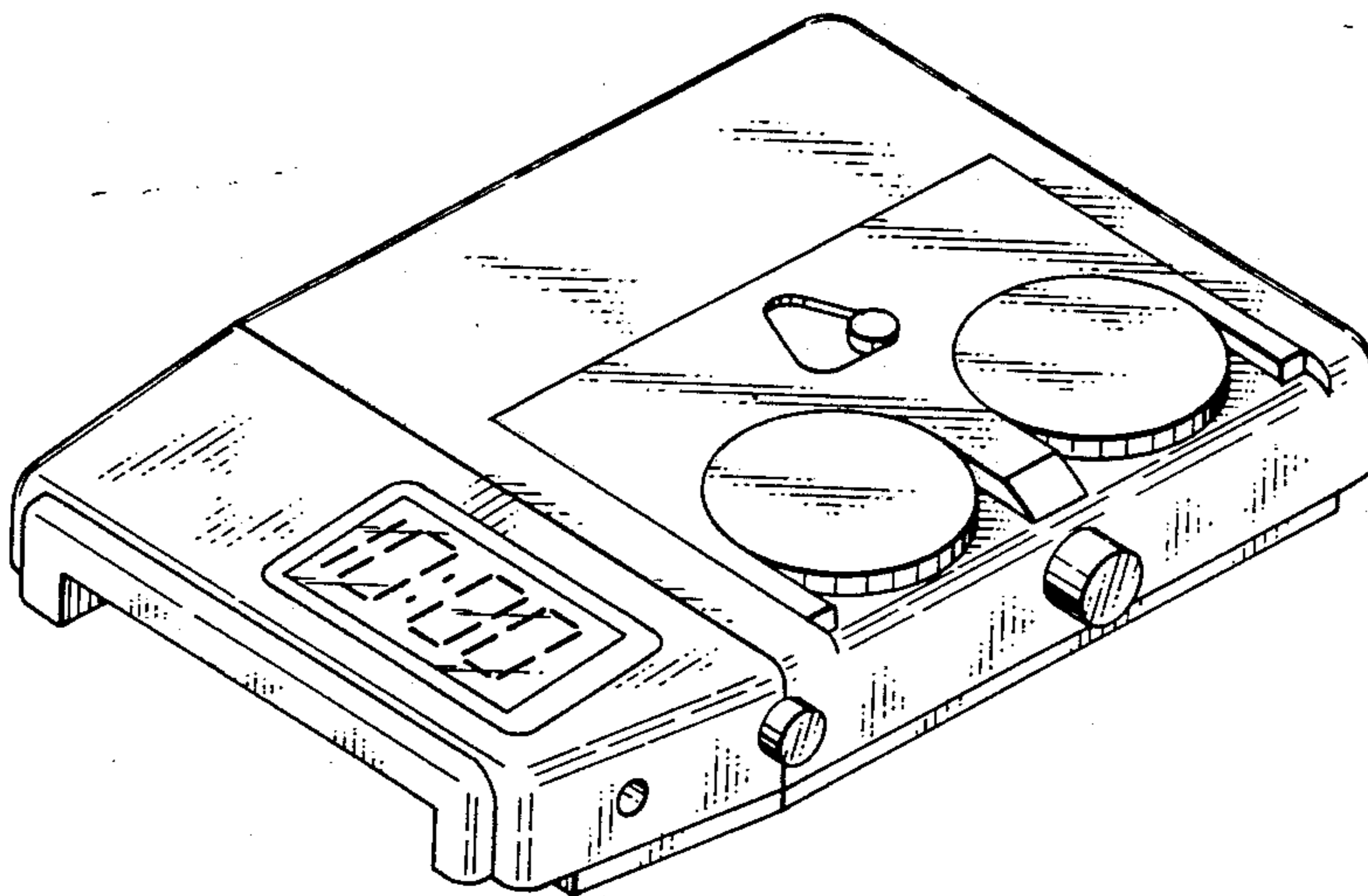


FIG. 1

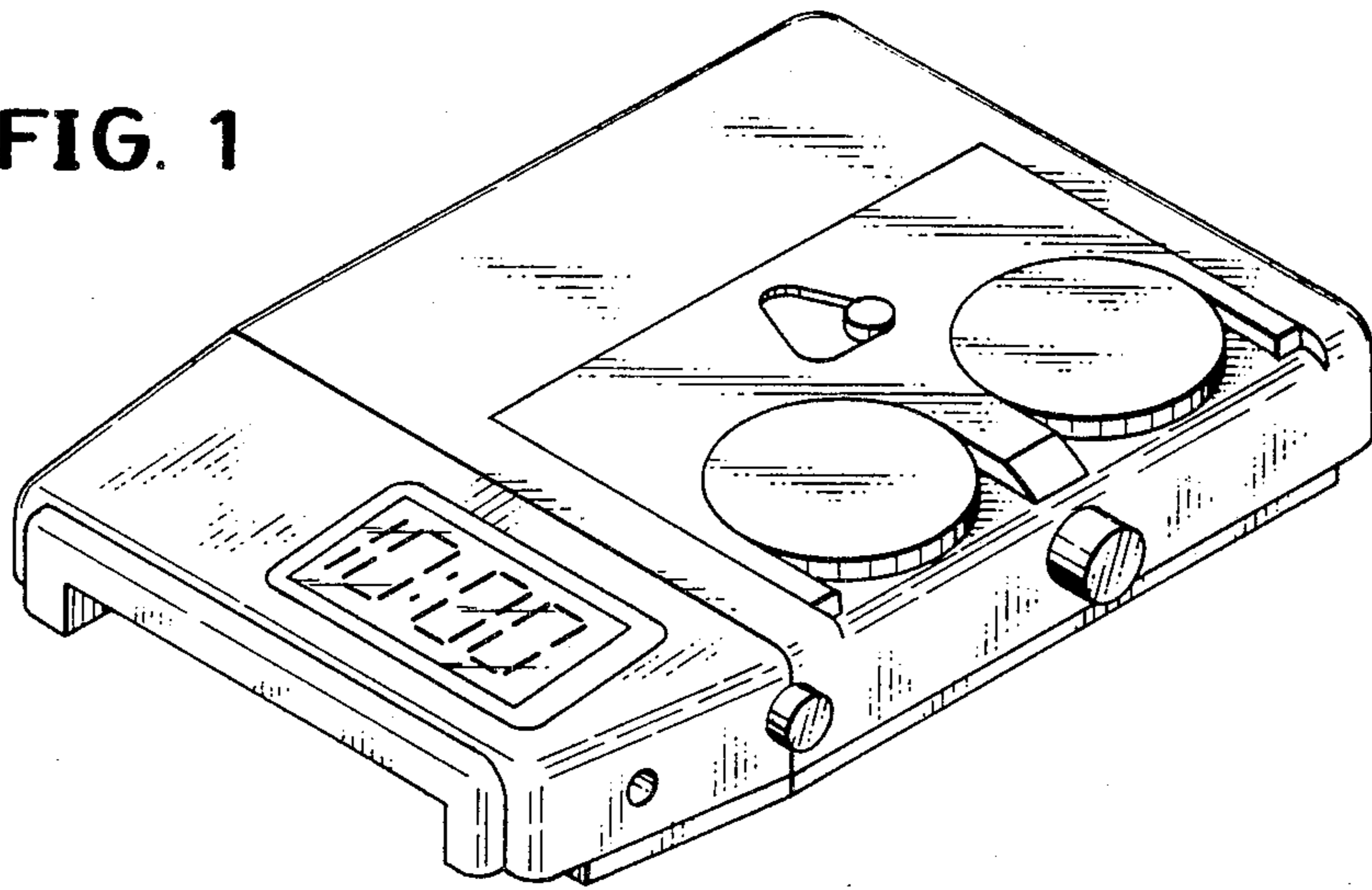


FIG. 2

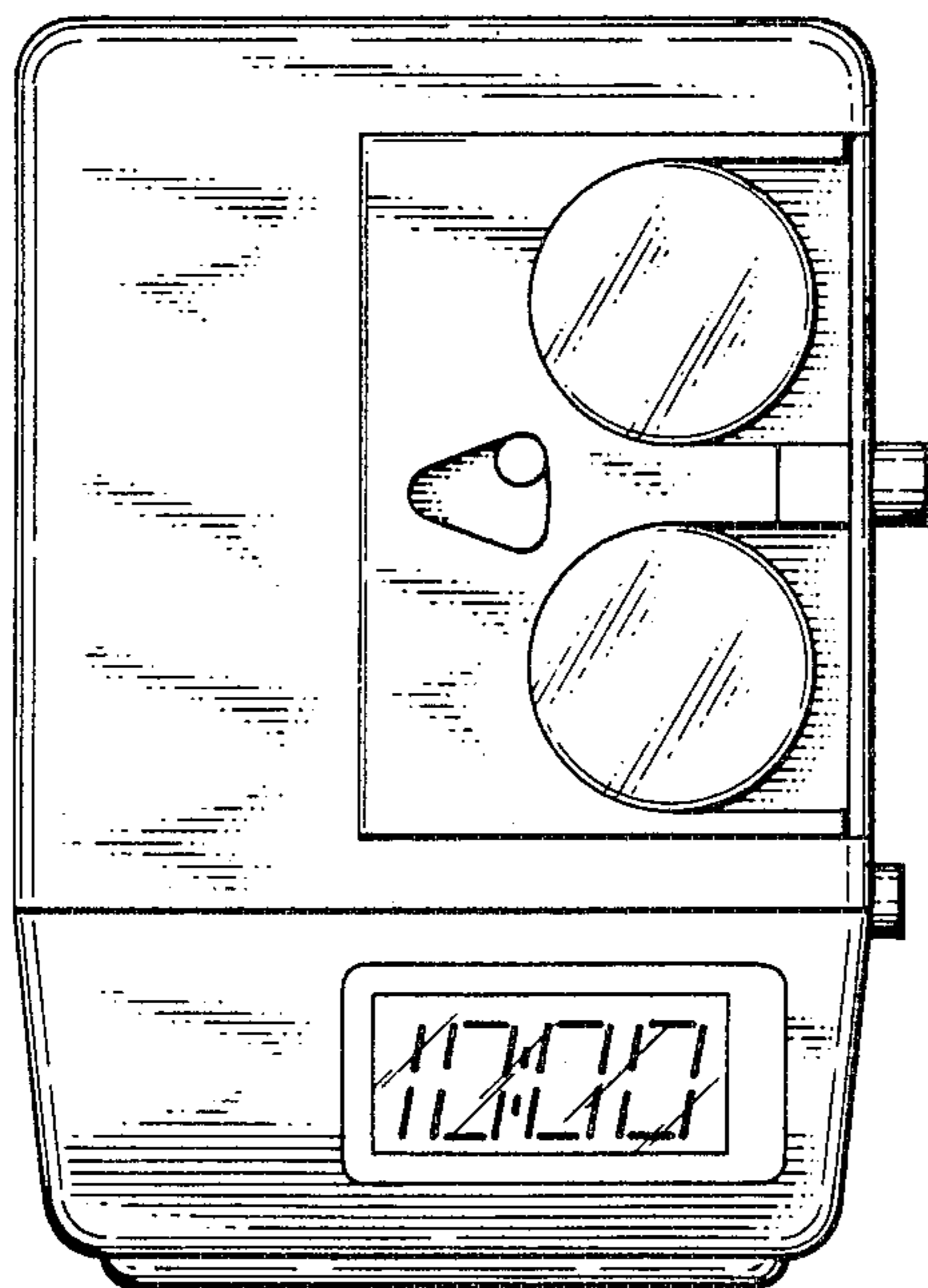
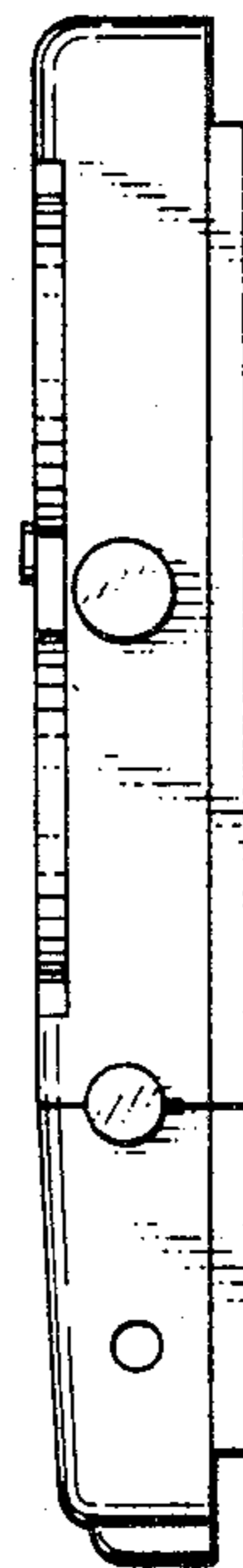



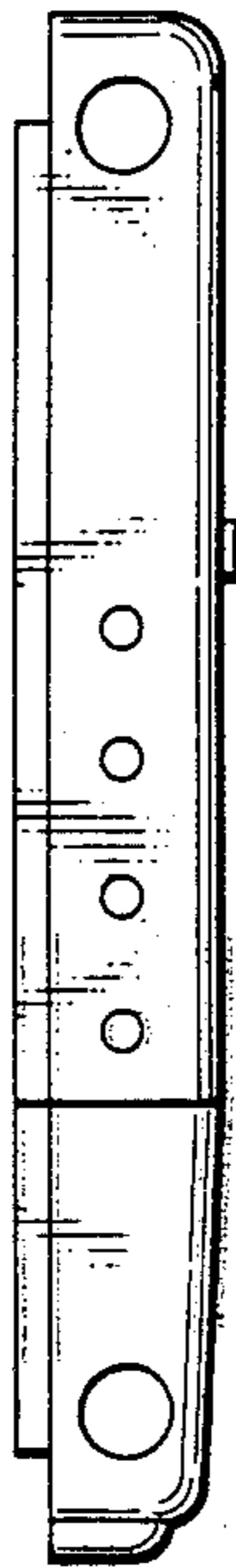
FIG. 3




**FIG. 4**



**FIG. 5**



**FIG. 6**



**FIG. 7**

