

[54] ARTICLE OF FLATWARE

[75] Inventor: Horst Schultz, Frankfurt, Fed. Rep. of Germany

[73] Assignee: AMC International ALFA Metalcraft Corporation, Fed. Rep. of Germany

[**] Term: 14 Years

[21] Appl. No.: 804,546

[22] Filed: Dec. 4, 1985

Related U.S. Application Data

[62] Division of Ser. No. 561,634, Dec. 15, 1983.

[52] U.S. Cl. D7/137

[58] Field of Search D7/137, 138, 148, 150-152; 30/324

References Cited

U.S. PATENT DOCUMENTS

D. 41,740	9/1911	Crowell, Jr.	D7/137
D. 67,900	7/1925	O'Brien et al.	D7/137
D. 172,356	6/1954	Metcalf	D7/137
246,089	10/1977	Nicholas	D7/150
249,114	8/1978	Knope et al.	D7/137

OTHER PUBLICATIONS

The Silver Lining, Mar./Apr. 1976, p. 3—"1776" Plain pattern.
Gifts & Decorative Accessories, 5/1977, p. 83—Cluny pattern.

Primary Examiner—Louis S. Zarfes
Attorney, Agent, or Firm—Webb, Burden, Robinson & Webb

CLAIM

[57] The ornamental design for an article of flatware, substantially as shown and described.

DESCRIPTION

FIG. 1 is a front elevational view of an article of flatware showing my new design as embodied in a knife; FIG. 2 is a left side elevational view of the knife of FIG. 1; FIG. 3 is a right side elevational view of the knife of FIG. 1; FIG. 4 is a rear elevational view of the knife of FIG. 1; FIG. 5 is an end elevational view of the knife from the top of FIG. 1; and FIG. 6 is an end elevational view of the knife from the bottom of FIG. 1.

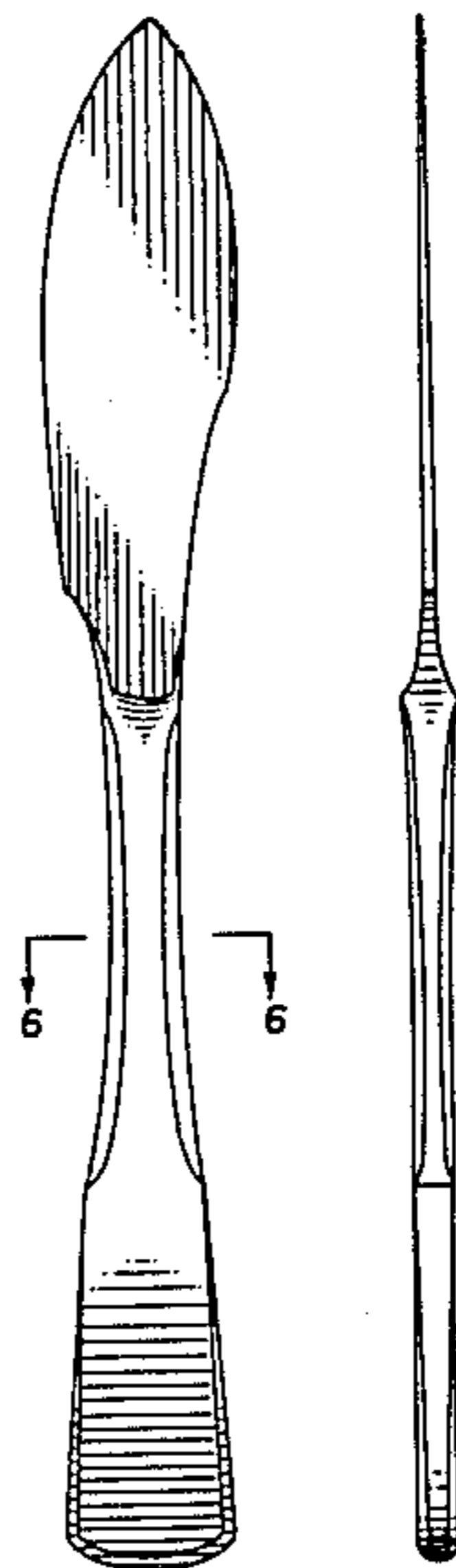


FIG. 2

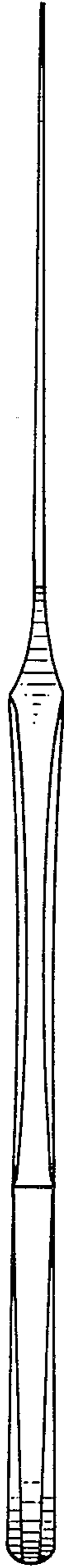


FIG. 1

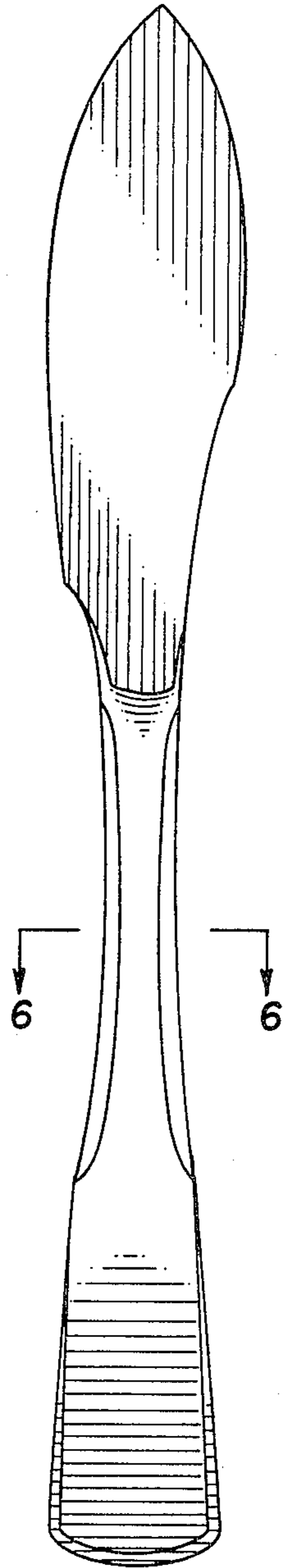


FIG. 3

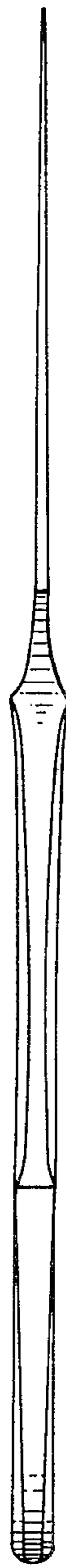


FIG. 4

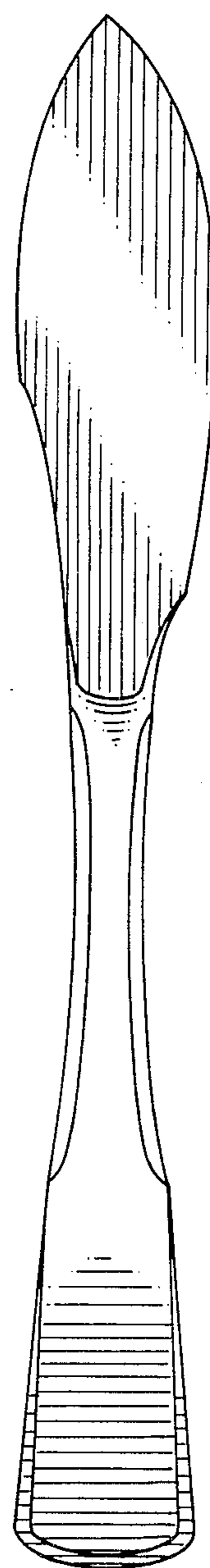


FIG. 5



FIG. 6



UNITED STATES PATENT AND TRADEMARK OFFICE
CERTIFICATE OF CORRECTION

PATENT NO. : Des. 286,253

DATED : October 21 1986

INVENTOR(S) : Horst Schultz

It is certified that error appears in the above-identified patent and that said Letters Patent is hereby corrected as shown below:

After the listing of FIG. 6 insert the following paragraph:

—The distinguishing feature of my design for an article of flatware resides in the handle configuration wherein the side edges of the handle are chamfered.—.

**Signed and Sealed this
Third Day of March, 1987**

Attest:

Attesting Officer

DONALD J. QUIGG

Commissioner of Patents and Trademarks

UNITED STATES PATENT AND TRADEMARK OFFICE
CERTIFICATE OF CORRECTION

PATENT NO. : Des. 286,253

DATED : October 21, 1986

INVENTOR(S) : Horst Schultz

It is certified that error appears in the above-identified patent and that said Letters Patent is hereby corrected as shown below:

On the Title Page, second column:

FIG. 6 should read:

—FIG. 6 is a section taken along lines 6-6 in FIG. 1.—.

After the listing of FIG. 6 insert the following paragraph:

—The distinguishing feature of my design for an article of flatware resides in the handle configuration wherein the side edges of the handle are chamfered.—.

This certificate supersedes Certificate of Correction issued March 3, 1987.

Signed and Sealed this
Twenty-fifth Day of August, 1987

Attest:

DONALD J. QUIGG

Attesting Officer

Commissioner of Patents and Trademarks