

[54] **PAPER TOWEL DISPENSING CABINET**

[75] **Inventor: Scott J. Collins, Brown Deer, Wis.**

[73] **Assignee: Wisconsin Tissue Mills, Inc.,
Menasha, Wis.**

[**] **Term: 14 Years**

[21] **Appl. No.: 633,556**

[22] **Filed: Jul. 23, 1984**

[52] **U.S. Cl. D6/522**

[58] **Field of Search D6/518, 519, 520, 521,
D6/522, 523; 206/233, 391, 394; 221/41, 45,
282; 242/55.2, 55.3, 55.42, 55.53, 55.54, 56 R,
56 B; 312/37-39, 40, 42, 242, 245; 225/106**

[56] **References Cited**

U.S. PATENT DOCUMENTS

D. 263,180	3/1982	Herbst	D6/522
2,973,958	3/1961	Casey et al.	D6/522
4,260,117	4/1981	Perrin et al.	242/55.53
4,403,748	9/1983	Cornell	242/55.53

4,406,421 9/1983 Schultz et al. 242/55.53

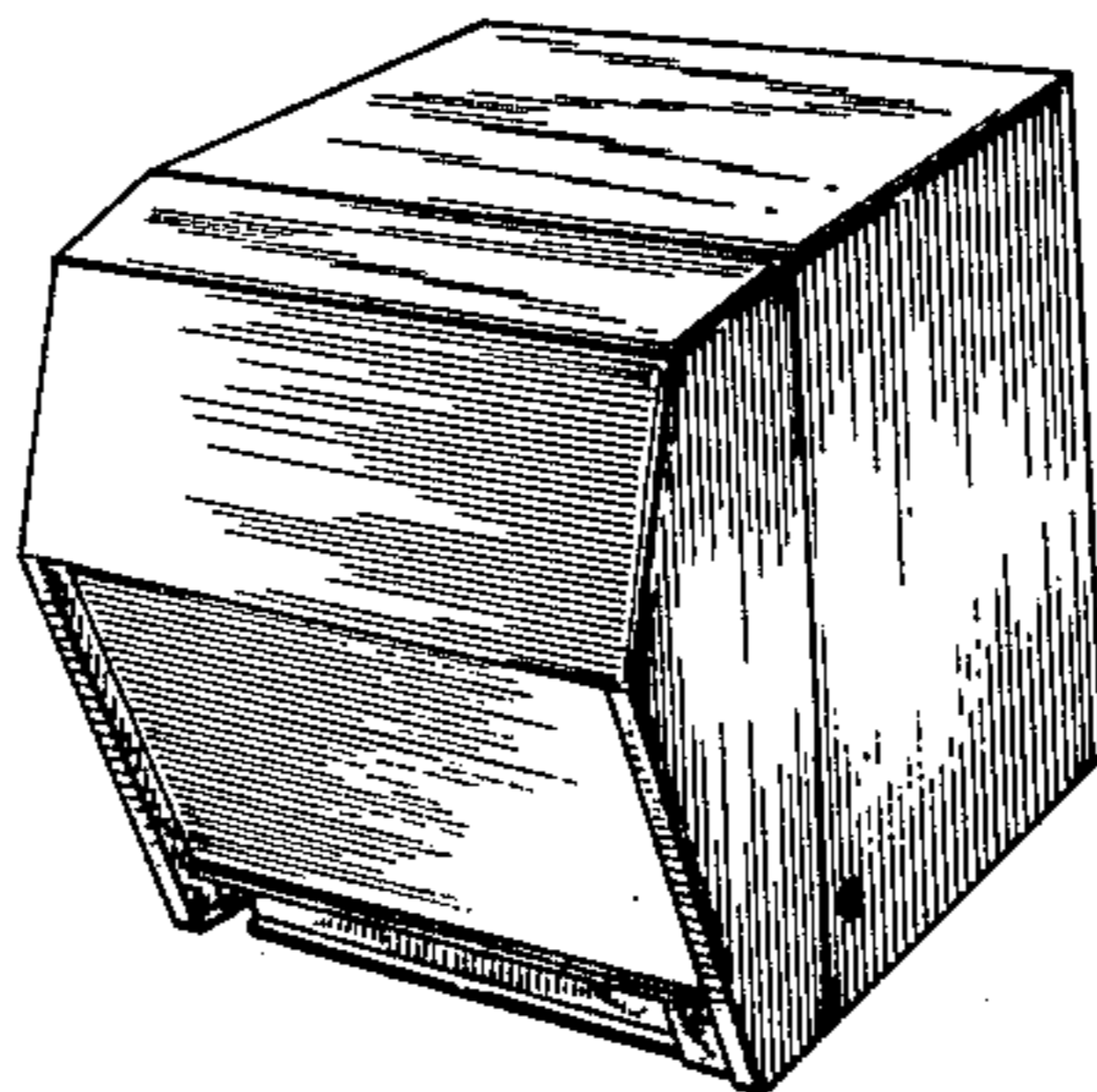
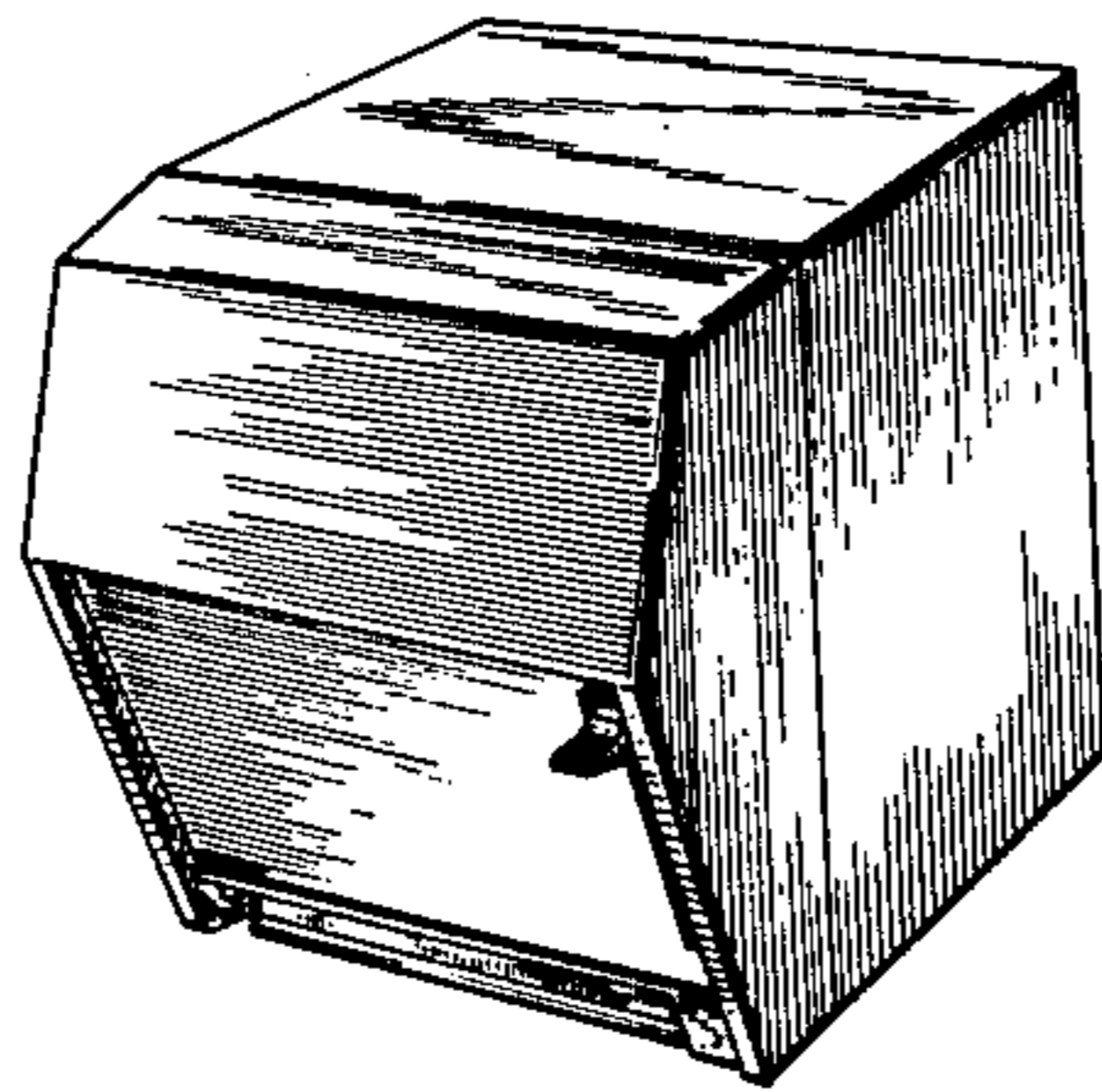
Primary Examiner—Wallace R. Burke
Assistant Examiner—Suzanne N. Gitlin
Attorney, Agent, or Firm—Quarles & Brady

[57] **CLAIM**

The ornamental design for a paper towel dispensing cabinet, as shown and described.

DESCRIPTION

FIG. 1 is a perspective view of a paper towel dispensing cabinet showing my new design;
FIG. 2 is an enlarged front elevational view thereof;
FIG. 3 is an enlarged side elevational view taken from the left of FIG. 1, the right side being a mirror image;
FIG. 4 is an enlarged top plan view thereof;
FIG. 5 is an enlarged bottom plan view thereof;
FIG. 6 is a perspective view of a second embodiment of FIG. 1, the only difference being the omission of the operating lever and the inclusion of the aperture on the side shown.
The undisclosed rear is unornamented.







Fig. 4

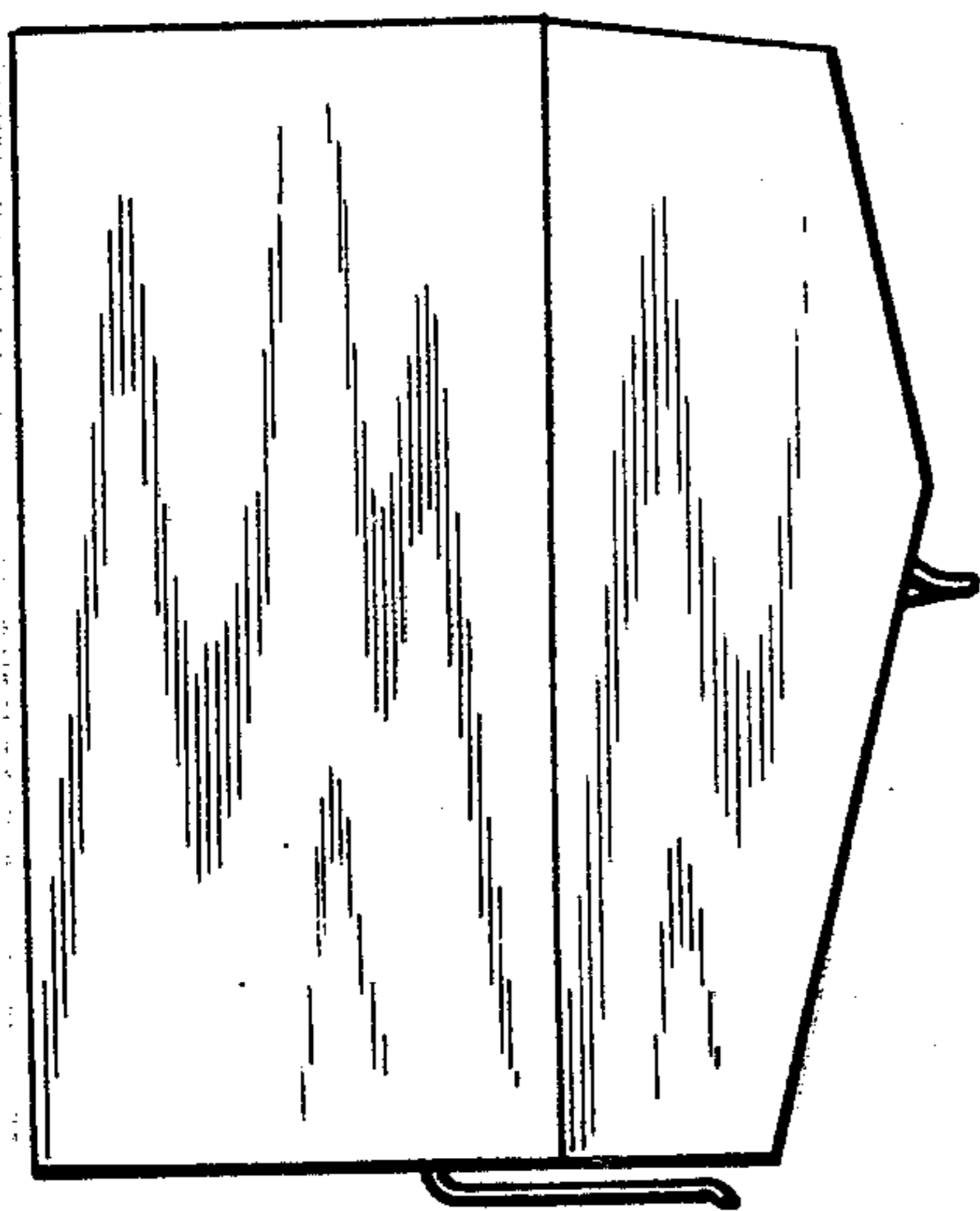



Fig. 3

Fig. 2




Fig. 5

