

United States Patent [19]

Tinz

[11] Patent Number: **Des. 286,164**

[45] Date of Patent: **** Oct. 14, 1986**

[54] **WRITING PEN**

[75] Inventor: **Bernhard H. Tinz**, Stuttgart, Fed. Rep. of Germany

[73] Assignee: **Koh-I-Noor Rapidograph, Inc.**, Bloomsbury, N.J.

[**] Term: **14 Years**

[21] Appl. No.: **622,318**

[22] Filed: **Jun. 19, 1984**

[30] **Foreign Application Priority Data**

Dec. 19, 1983 [DE] Fed. Rep. of Germany 66 MR 11758

[52] U.S. Cl. **D19/48; D19/51; D19/57**

[58] Field of Search **D19/35, 36, 41-51, D19/56, 57**

[56] **References Cited**

U.S. PATENT DOCUMENTS

D. 57,397	3/1921	Taussig	D19/48
D. 142,391	9/1945	Stempel	D19/48
D. 143,508	1/1946	Reynolds	D19/48
D. 146,016	12/1946	Campbell et al.	D19/48
D. 175,864	10/1955	Steinberg	D19/48

D. 256,136	7/1980	Muller	D19/48
D. 265,212	6/1982	Speigel	D19/48
D. 268,935	5/1983	Horntrich	D19/48
D. 269,189	5/1983	Sakaoka	D19/48
D. 269,445	6/1983	Kruckel et al.	D19/48

OTHER PUBLICATIONS

Das rotring Zeichengerate-System (Catalog 981913) 3/81, pp. 12-13.

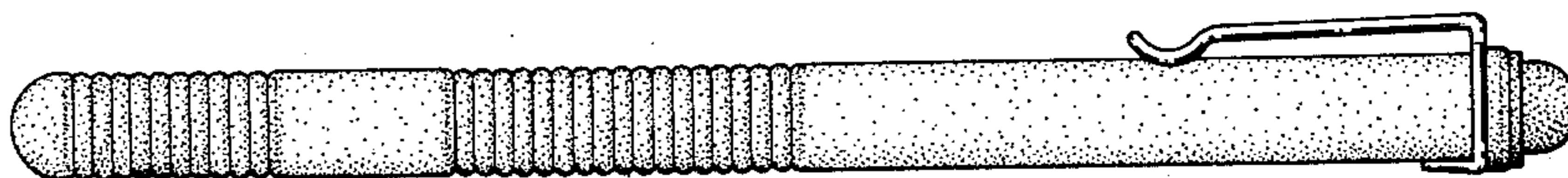
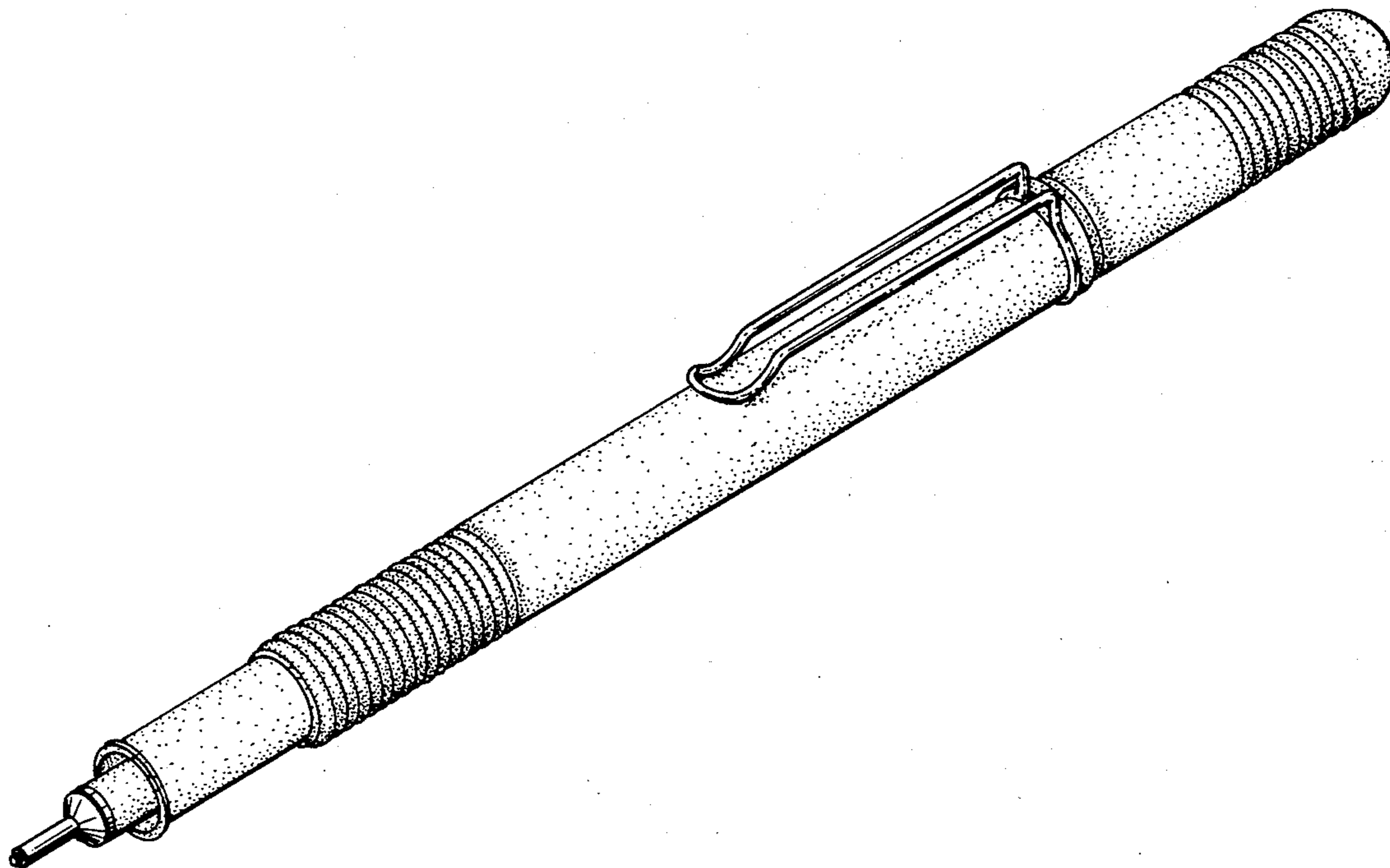
Primary Examiner—George P. Word
Attorney, Agent, or Firm—David H. Semmes; Warren E. Olsen

[57] **CLAIM**

The ornamental design for a writing pen, as shown and described.

DESCRIPTION

FIG. 1 is a front perspective view of a writing pen showing my new design with the cap placed on the end remote from the writing point; FIG. 2 is a front elevational view thereof with the cap placed over the writing point; FIG. 3 is a bottom plan view thereof; FIG. 4 is a right end view of FIG. 2; FIG. 5 is a left end view of FIG. 2; and FIG. 6 is a top plan view of FIG. 2.



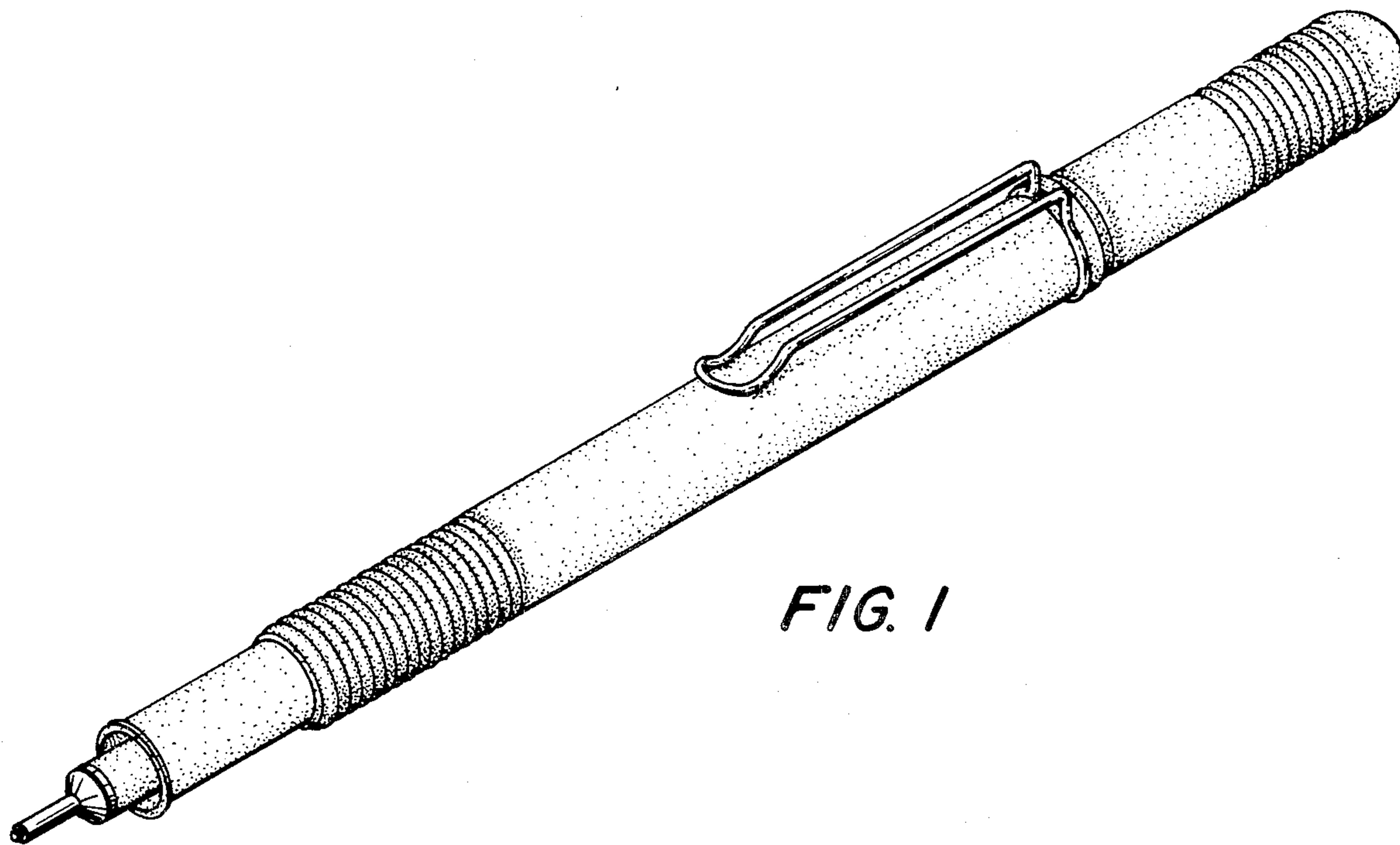


FIG. 1

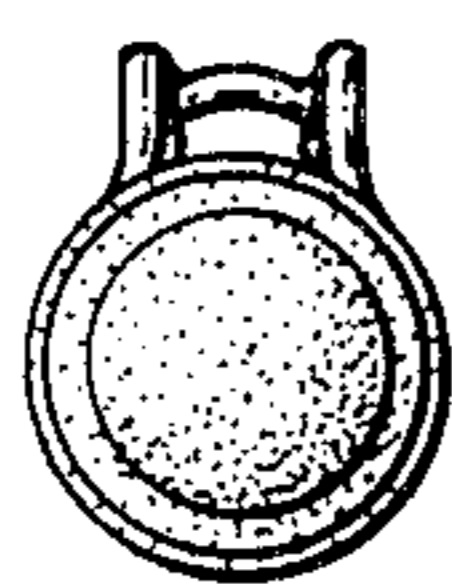


FIG. 4




FIG. 5

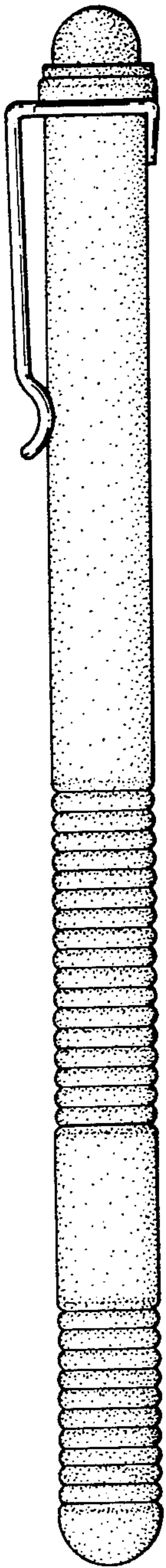


FIG. 2




FIG. 3

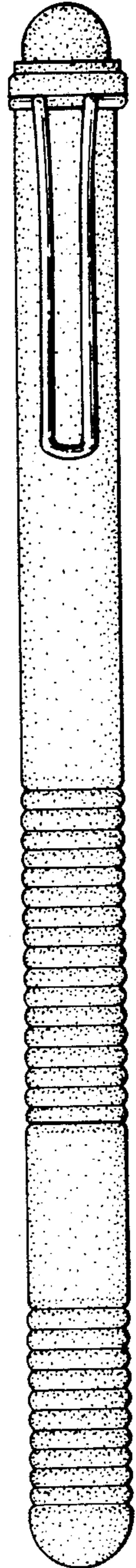


FIG. 6