

[54] TRAY FOR A GARDEN WATERING SET

4,132,311 1/1979 Glinert ..... 206/564 X  
4,175,660 11/1979 Feibelman ..... 206/461 X

[75] Inventors: Jack L. Lemkin, Cincinnati; Eugene A. Zilber; Carl A. Peterson, both of Columbus, all of Ohio

Primary Examiner—Robert C. Spangler  
Attorney, Agent, or Firm—James B. Raden; Harold J. Holt

[73] Assignee: The O.M. Scott & Sons Company, Marysville, Ohio

[57] CLAIM

[\*\*] Term: 14 Years

The ornamental design for a tray for a garden watering set, substantially as shown and described.

[21] Appl. No.: 483,151

DESCRIPTION

[22] Filed: Apr. 8, 1983

[52] U.S. Cl. .... D9/341; D9/424

[58] Field of Search ..... D9/341, 345, 347, 414, D9/424, 378, 432, 418, 456; D3/73

FIG. 1 is a front elevational view of a tray for a garden watering set showing our new design;

FIG. 2 is an elevational view looking from the left of FIG. 1;

FIG. 3 is an elevational view looking from the right of FIG. 1;

FIG. 4 is a top plan view;

FIG. 5 is a bottom plan view;


FIG. 6 is a sectional view taken on the line 6—6 of FIG. 1 and

FIG. 7 is a rear elevational view.

[56] References Cited

U.S. PATENT DOCUMENTS

D. 144,910	6/1946	Crane	.....	D9/347	X
D. 252,105	6/1979	Baxter	.....	D9/347	X
D. 268,380	3/1983	Thiele	.....	D3/73	X
D. 271,283	11/1983	Taylor	.....	D9/415	






FIG. 4



FIG. 2




FIG. 1




FIG. 3




FIG. 5



FIG. 6




FIG. 7