

[54] TURNTABLE FOR MICROWAVE OVEN

[75] Inventors: Robert F. Bowen, Burlington, Mass.; Walter B. Herbst, Evanston; Thomas E. Salisbury, Highland Park, both of Ill.

[73] Assignee: Raytheon Company, Lexington, Mass.

[\*\*] Term: 14 Years

[21] Appl. No.: 611,231

[22] Filed: May 17, 1984

[52] U.S. Cl. .... D7/351

[58] Field of Search ..... D7/2, 337-338, D7/351, 354, 359, 387-388, 409; 99/425, 444-445, 450, 451; 219/10.55 C, 10.55 D, 10.55 E, 10.55 F

[56] References Cited

U.S. PATENT DOCUMENTS

4,219,715 8/1980 Mandle et al. .... 219/10.55 E  
4,254,319 3/1981 Beh et al. .... 219/10.55 E

4,258,630 3/1981 Jorgensen et al. .... 219/10.55 F  
4,308,445 12/1981 Offutt ..... 219/10.55 E  
4,330,696 5/1982 Pomeroy et al. .... 219/10.55 E  
4,517,432 5/1985 Ishii et al. .... 219/10.55 E

FOREIGN PATENT DOCUMENTS

563215 5/1922 France ..... 44/14.1

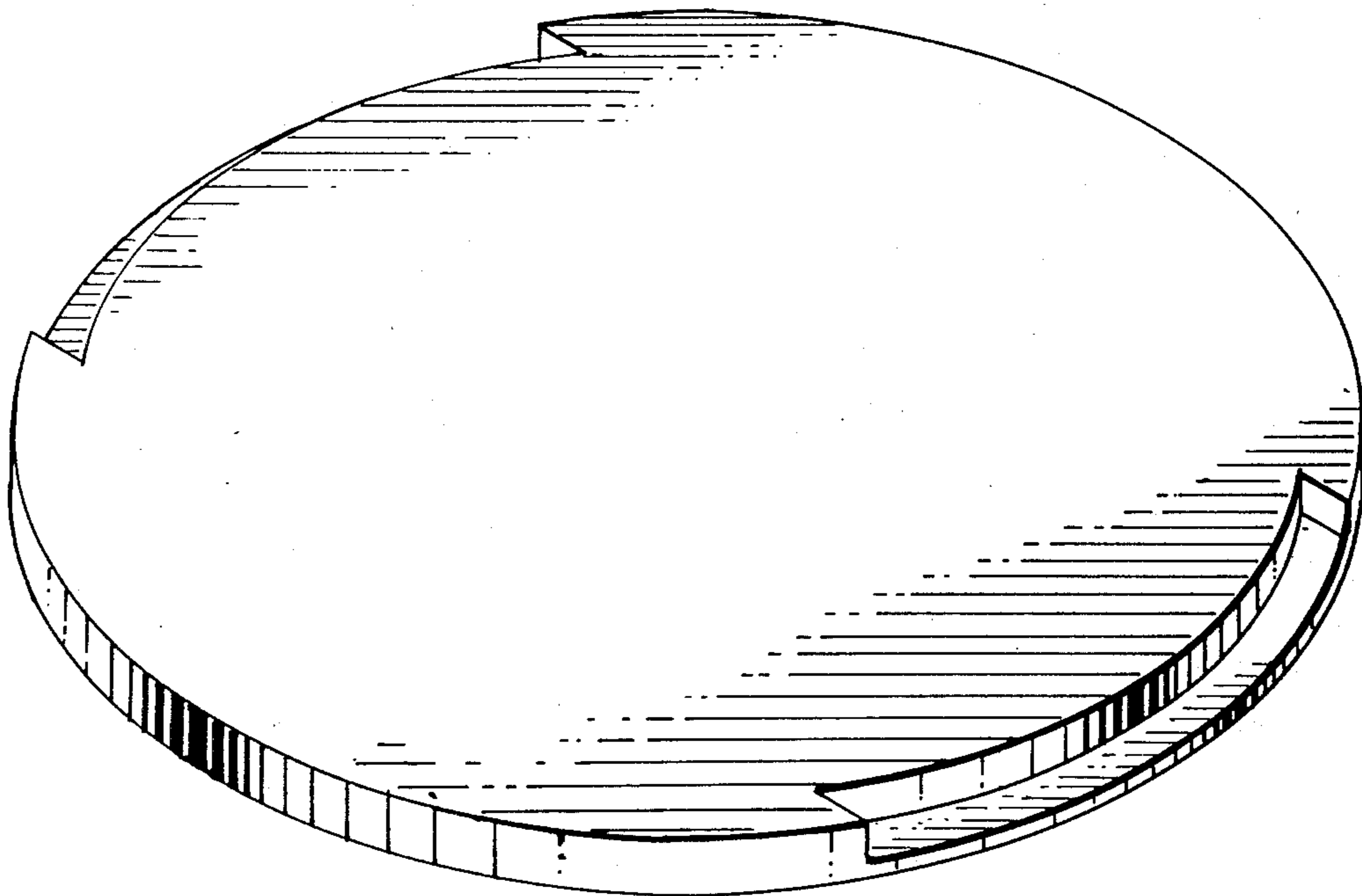
Primary Examiner—Wallace R. Burke  
Assistant Examiner—Ruth E. Takemoto  
Attorney, Agent, or Firm—William R. Clark; Richard M. Sharkansky

[57] CLAIM

The ornamental design for a turntable for a microwave oven, as shown.

DESCRIPTION

FIG. 1 is a top perspective view of a turntable for microwave oven showing our new design;  
FIG. 2 is a top plan view thereof;  
FIG. 3 is a front elevational view thereof, the rear view being a mirror image;  
FIG. 4 is a bottom plan view thereof; and  
FIG. 5 is a side elevational view thereof.



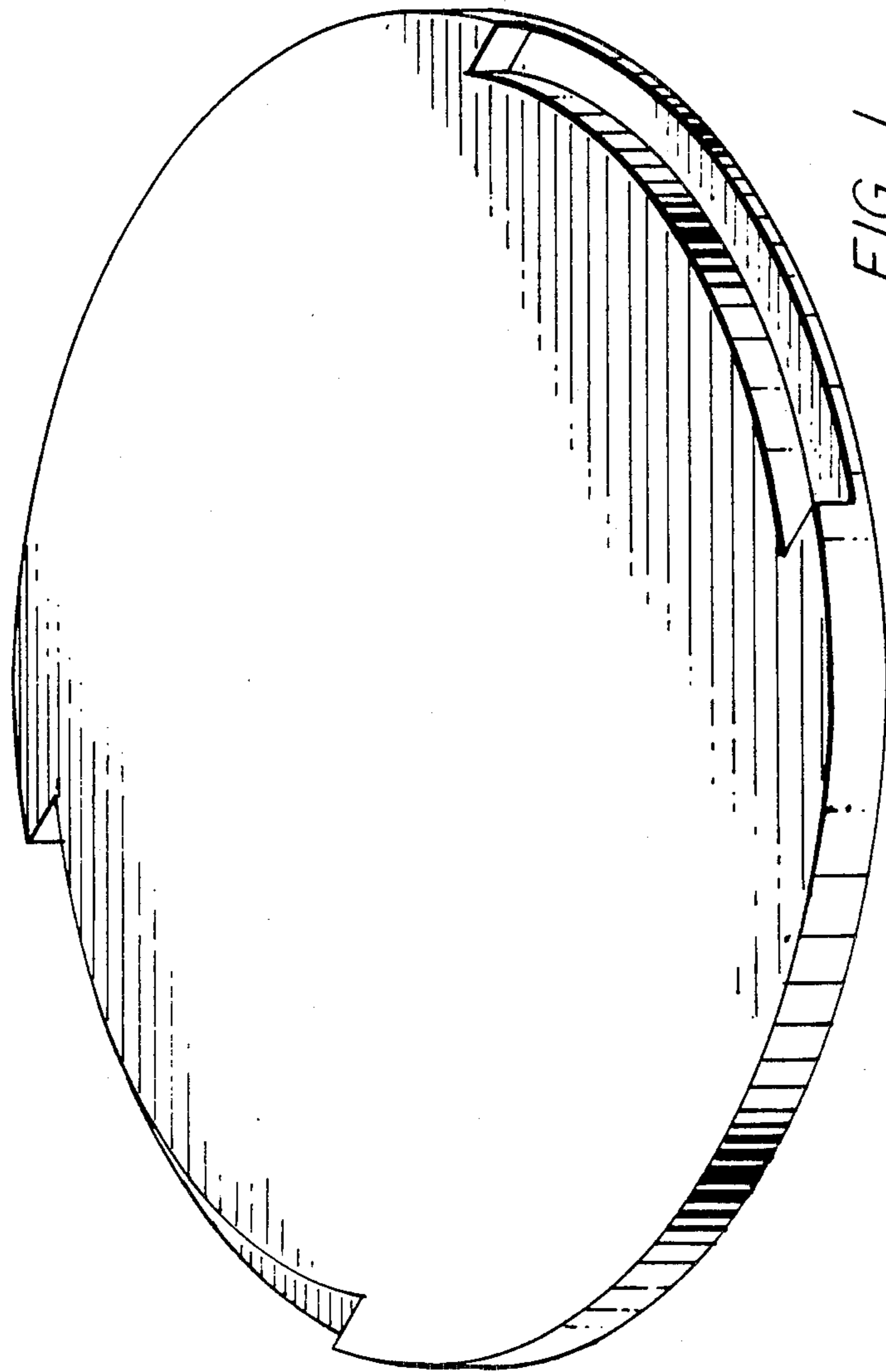


FIG. 1

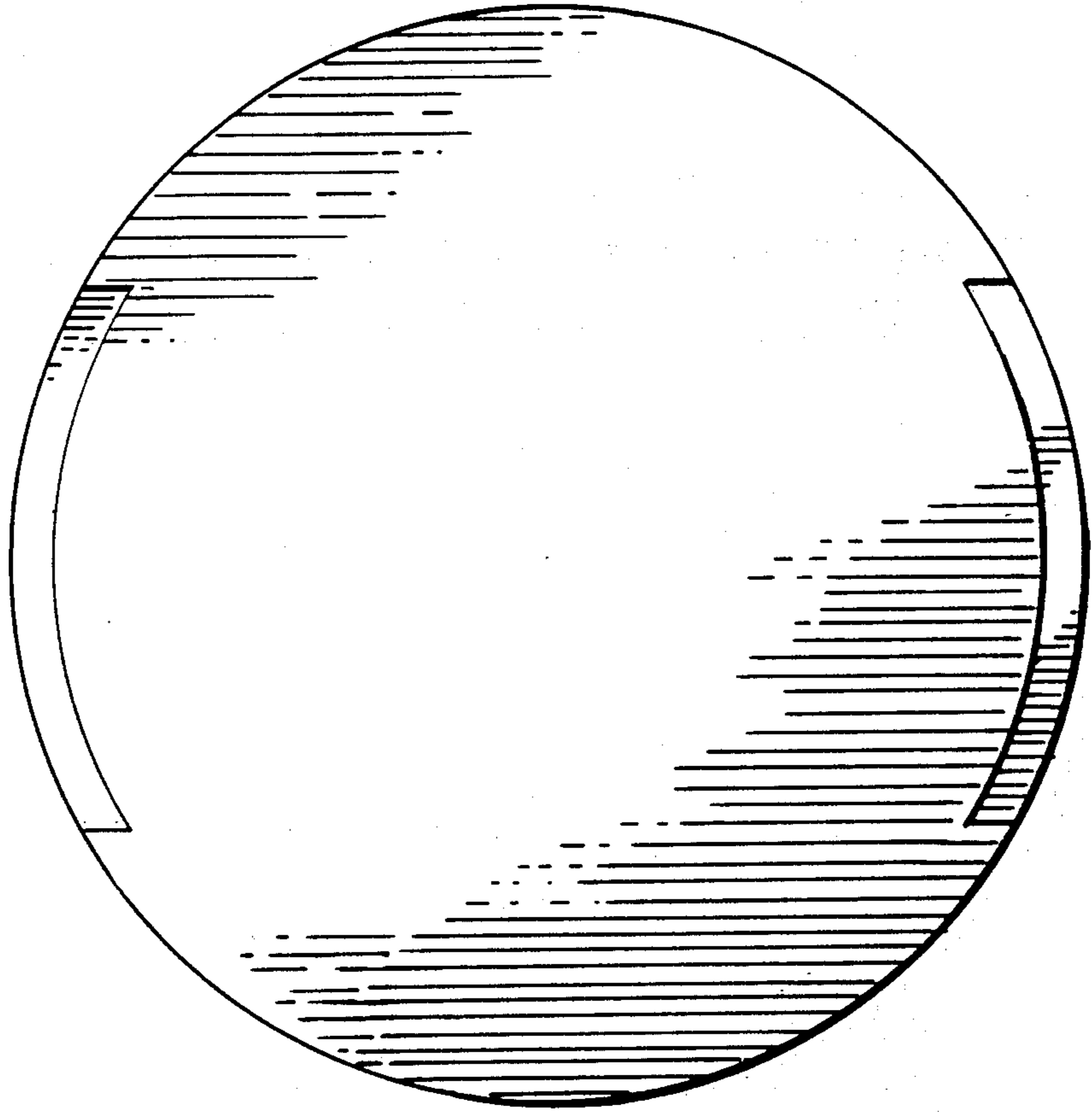


FIG. 2




FIG. 3




FIG. 5

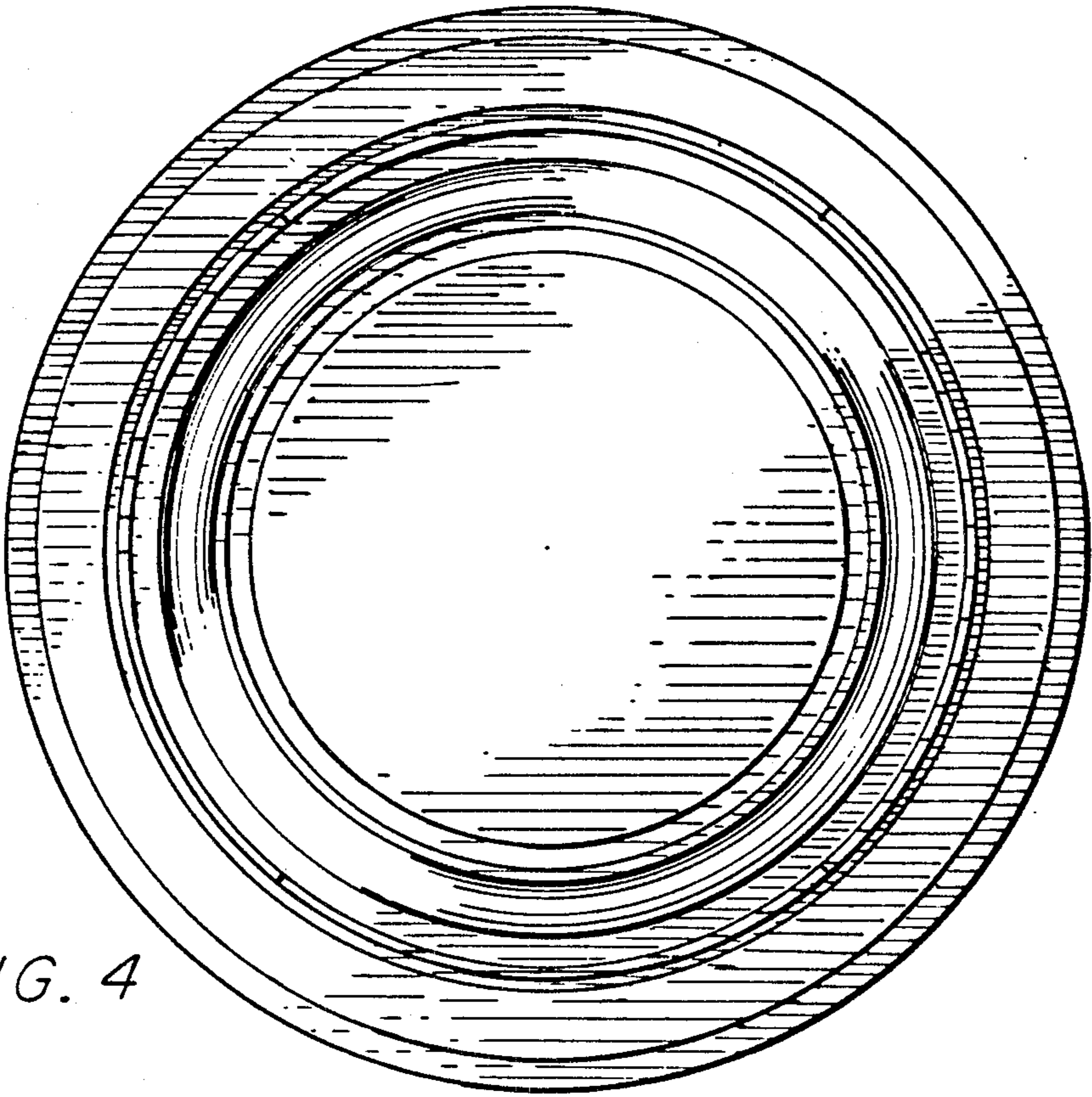


FIG. 4