

[54] RACK FOR STORAGE CONTAINERS

[75] Inventor: Martin J. Wolff, No. Providence, R.I.

[73] Assignee: Dart Industries Inc, Northbrook, Ill.

[\*\*] Term: 14 Years

[21] Appl. No.: 568,670

[22] Filed: Jan. 6, 1984

[52] U.S. Cl. .... D6/553

[58] Field of Search ..... D6/310, 314, 320-323, D6/512, 513, 515, 517, 524, 525, 526, 536, 540, 552, 553, 546, 555, 559, 562, 566, 567, 569, 570, 571, 573, 574, 462, 463; 211/13, 32, 35, 38, 40, 41, 46, 48, 59.2, 60.1, 68, 70.5, 70.6, 71, 72, 74, 75, 87, 88, 109, 105, 106, 113, 126, 133, 181, 117; 312/42, 206; 248/75, 111, 158, 312, 313, 309.1, 314

[56] References Cited

U.S. PATENT DOCUMENTS

D. 203,057	11/1965	Diesinger, Jr.	.....	D6/514
1,185,509	5/1916	Kandlbinger	.....	248/312
1,456,728	5/1923	Frank	.....	248/312
2,508,945	5/1950	Heuer	.....	248/312
2,633,323	3/1953	Burger	.....	248/312

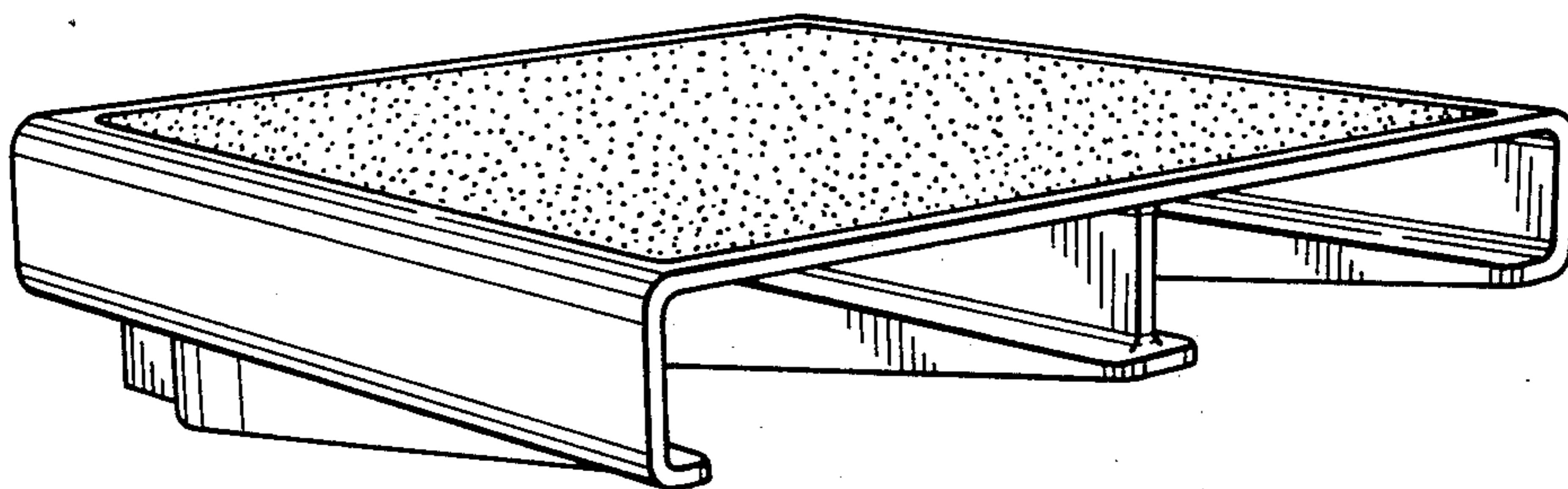
Primary Examiner—B. J. Bullock  
Assistant Examiner—Suzanne N. Gitlin  
Attorney, Agent, or Firm—John A. Doninger

[57] CLAIM

The ornamental design for a rack for storage containers, substantially as shown.

DESCRIPTION

FIG. 1 is a top and left side perspective view of a rack for storage containers showing my new design;  
FIG. 2 is an enlarged top plan view thereof;  
FIG. 3 is an enlarged front elevational view thereof;  
FIG. 4 is an enlarged side elevational view taken from the right of FIG. 1;  
FIG. 5 is an enlarged rear elevational view thereof;  
FIG. 6 is an enlarged bottom plan view thereof.



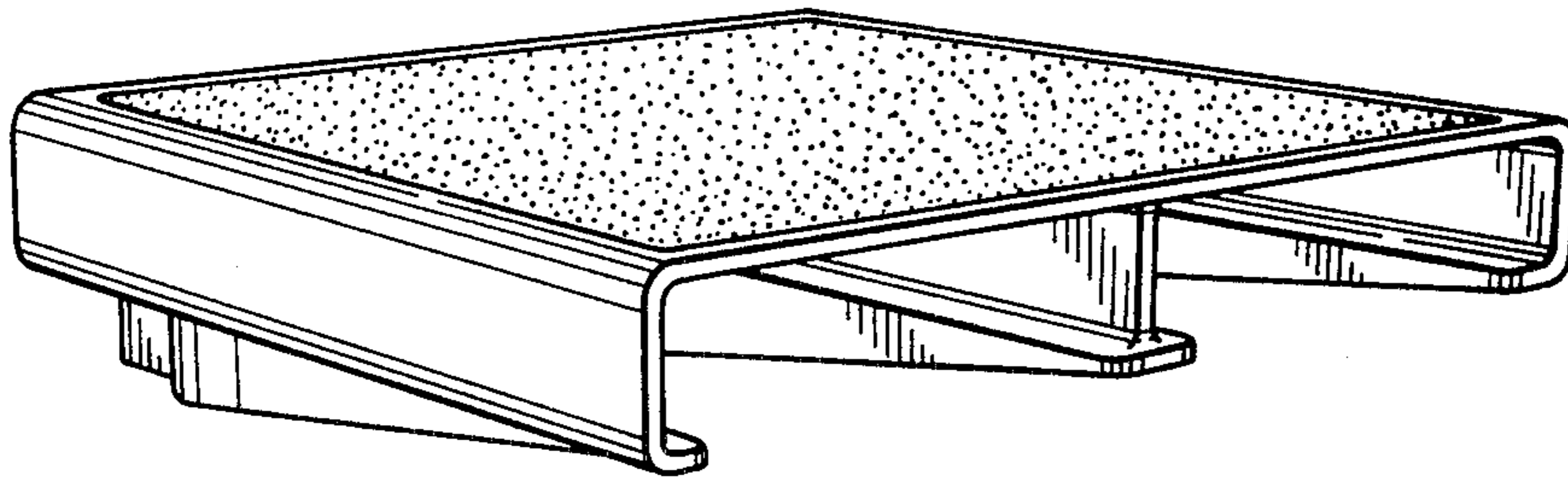


FIG. 1

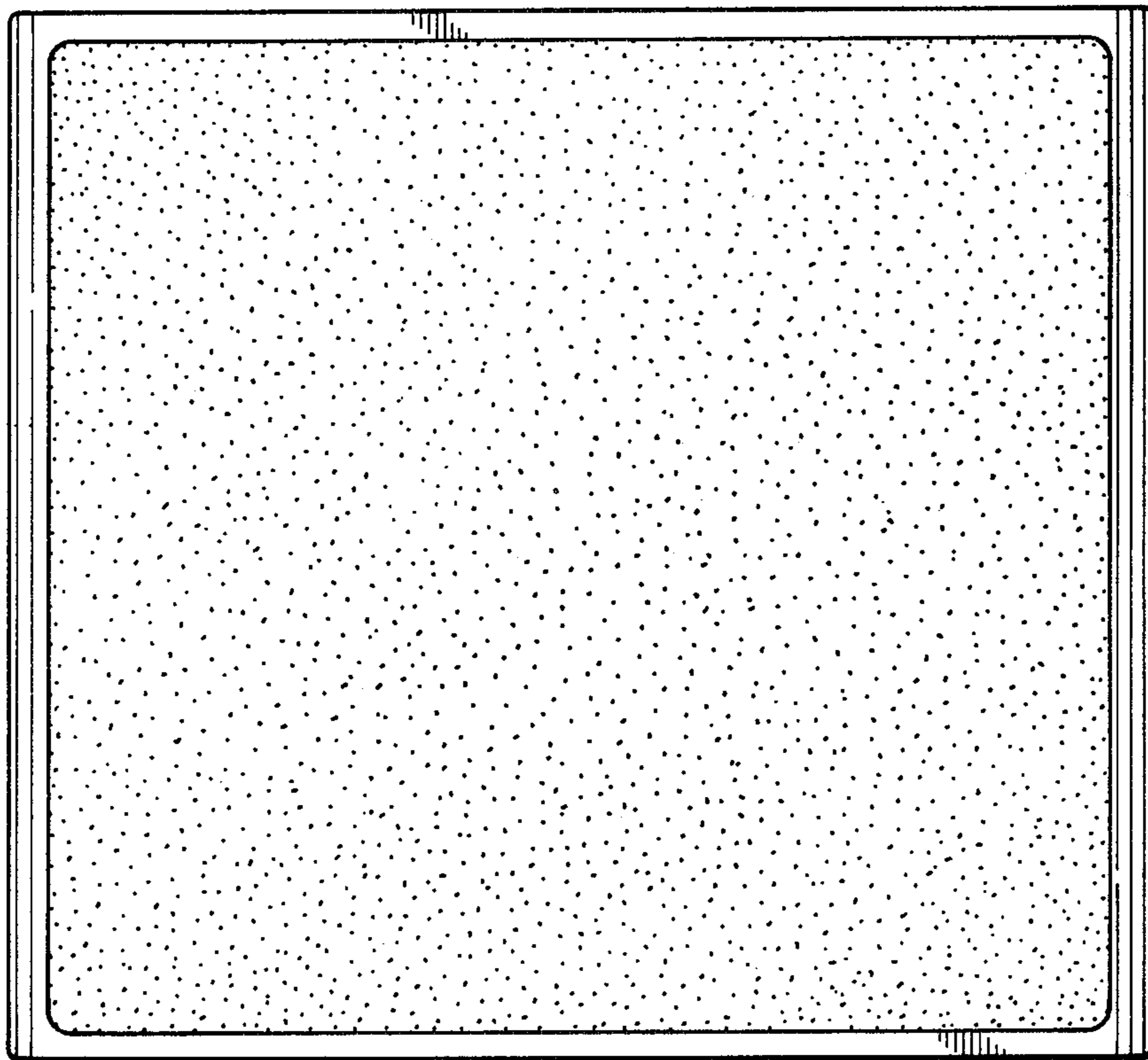


FIG. 2




FIG. 3




FIG. 4

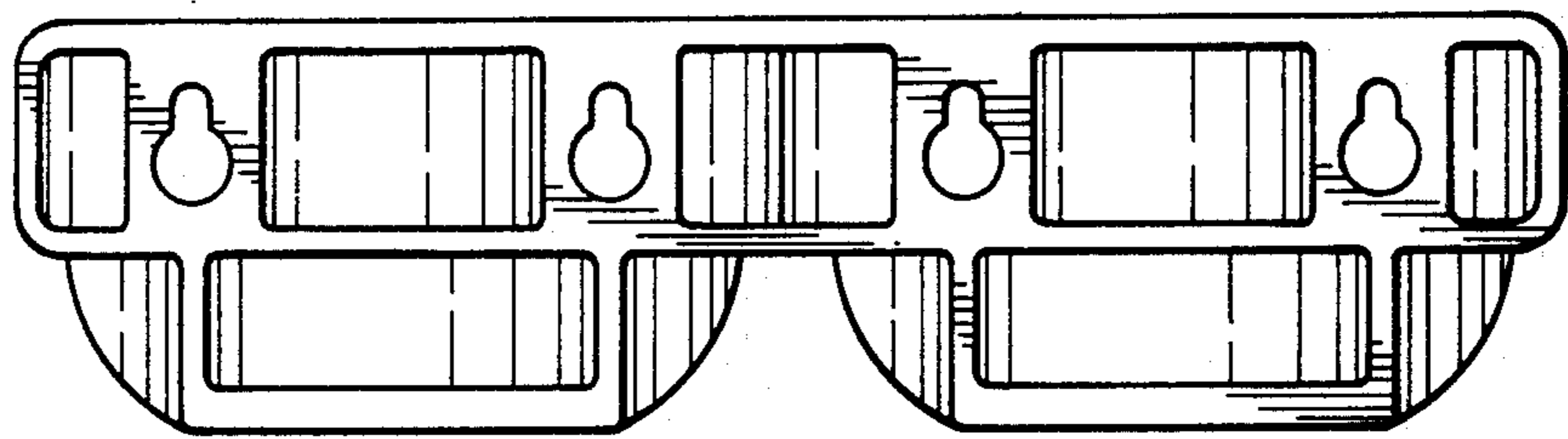


FIG. 5

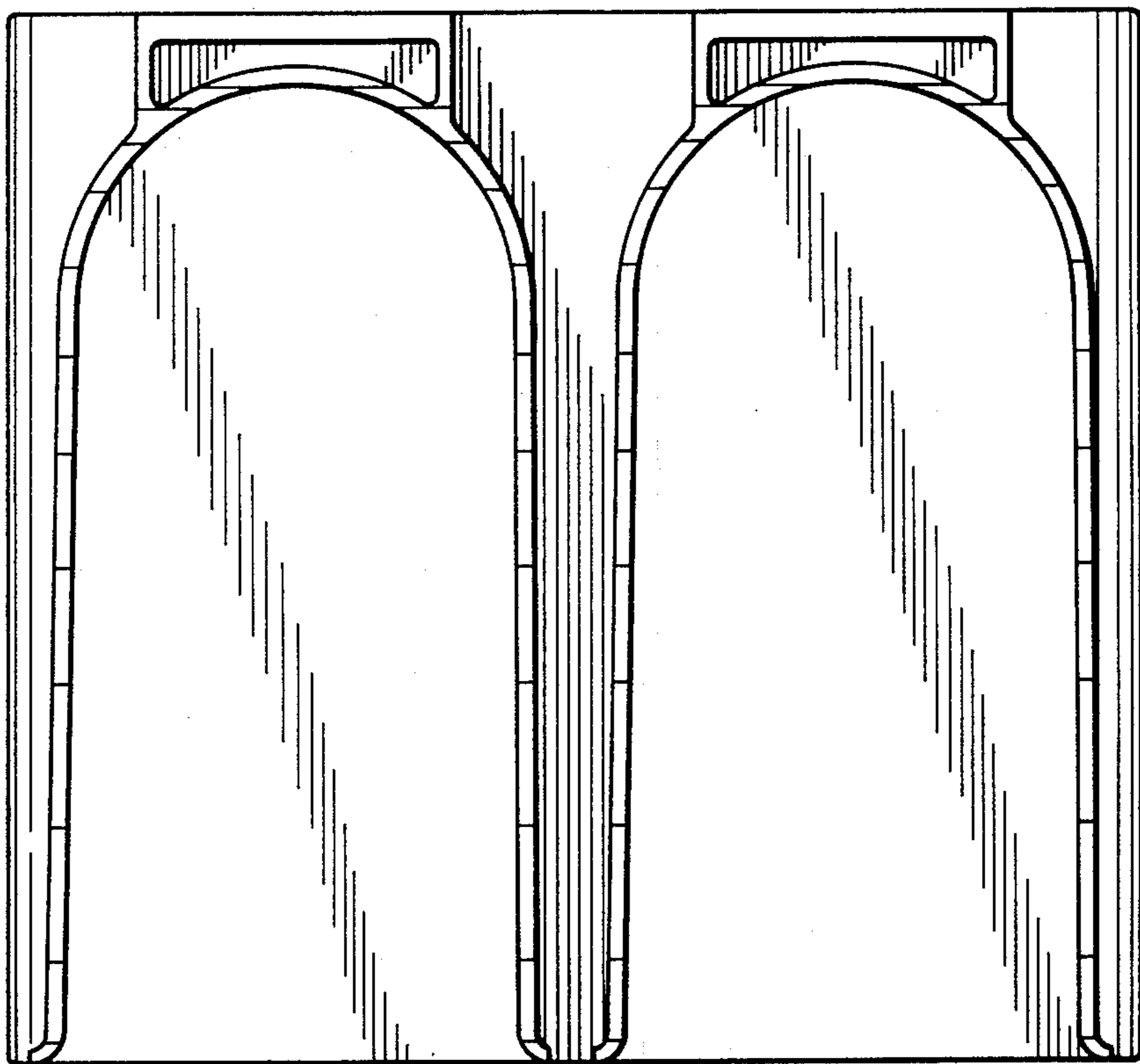


FIG. 6