

[54] DISPENSER FOR CUPS AND PACKAGED MATERIALS

[75] Inventors: Richard M. Cosby, La Canada; David A. Lindsey, Garden Grove, both of Calif.

[73] Assignee: Coffee Enterprises, Inc., Paramount, Calif.

[\*\*] Term: 14 Years

[21] Appl. No.: 606,615

[22] Filed: May 3, 1984

[52] U.S. Cl. .... D6/469; D6/476; D6/516; D6/517; D7/52

[58] Field of Search ..... D6/467, 468, 469, 475, D6/476, 512, 515, 516, 517, 571; 211/71, 74, 126, 133; D7/52, 58

[56] References Cited

U.S. PATENT DOCUMENTS

- D. 55,534 6/1920 Sheerin ..... D6/571
- D. 224,774 9/1972 Langworthy ..... D6/571

- D. 231,760 6/1974 Molzen ..... D6/571
- D. 241,905 10/1976 Epperson ..... D7/52
- D. 244,412 5/1977 Messenger ..... D6/468
- D. 252,848 9/1979 Johnson et al. .... D6/571
- D. 276,776 12/1984 Butkus ..... D6/476
- D. 277,817 3/1985 Weshler ..... D6/476
- D. 279,529 7/1985 Denhoff ..... D6/468
- D. 280,369 9/1985 Stevens ..... D6/468
- D. 282,336 1/1986 Collins ..... D7/52


Primary Examiner—Wallace R. Burke  
Assistant Examiner—Suzanne N. Gitlin  
Attorney, Agent, or Firm—Whann & McManigal

[57] CLAIM

The ornamental design for a dispenser for cups and packaged materials, as shown and described.

DESCRIPTION

FIG. 1 is a front elevational view of a dispenser for cups and packaged materials showing our new design; FIG. 2 is a side elevational view thereof, the side opposite being substantially a mirror image; FIG. 3 is a top plan view thereof; FIG. 4 is a rear elevational view thereof; and FIG. 5 is a bottom plan view.



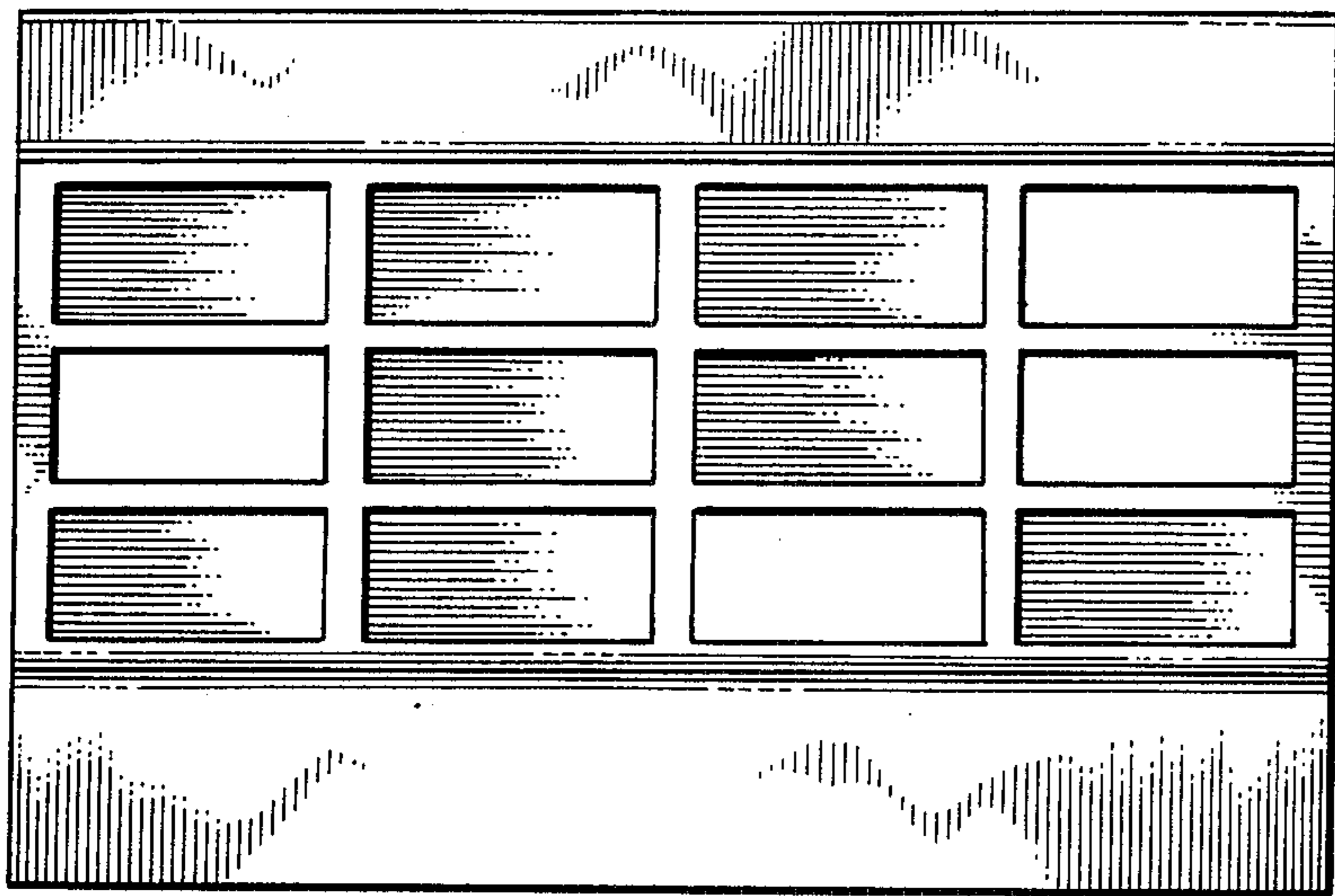


FIG. 1.

FIG. 2

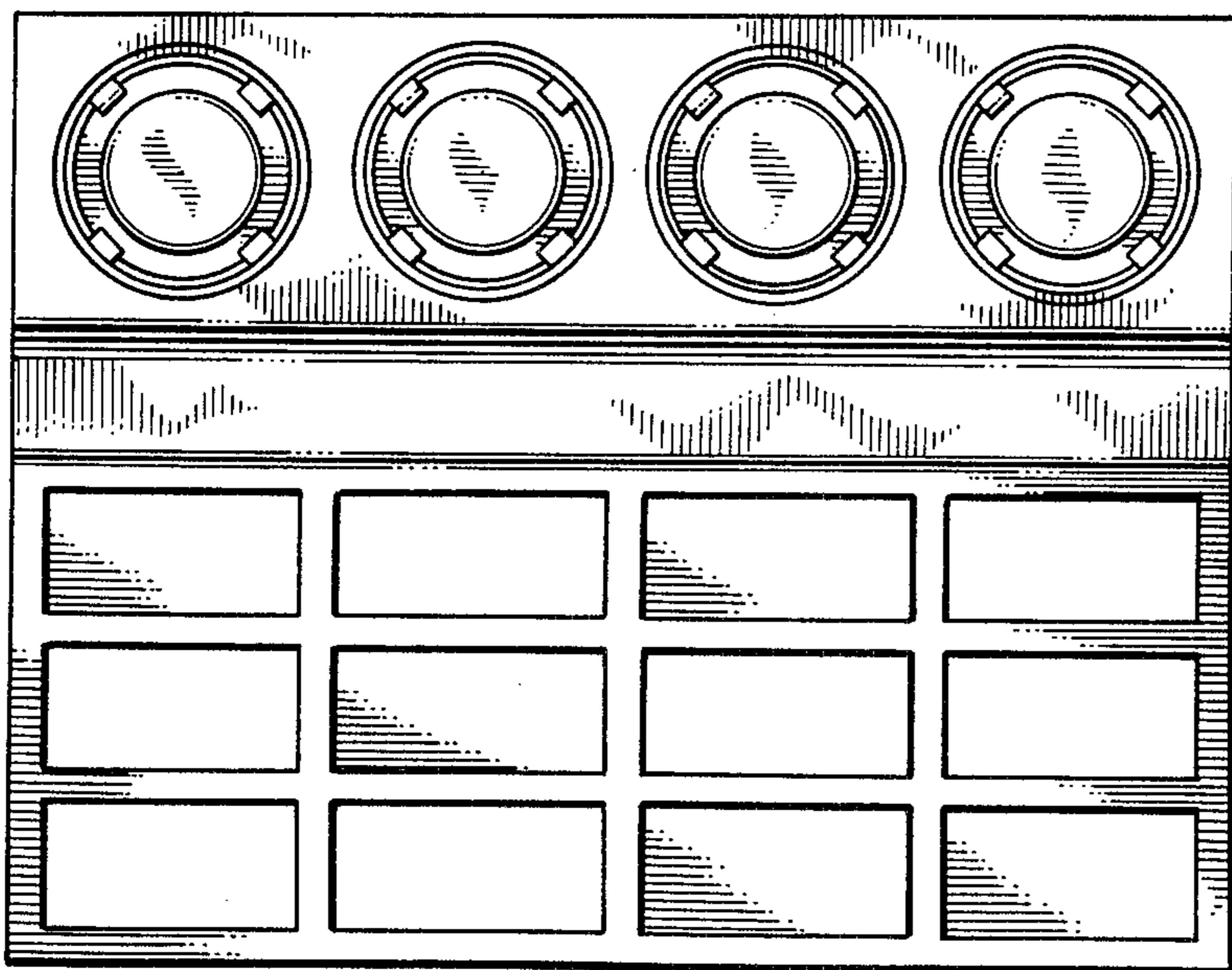
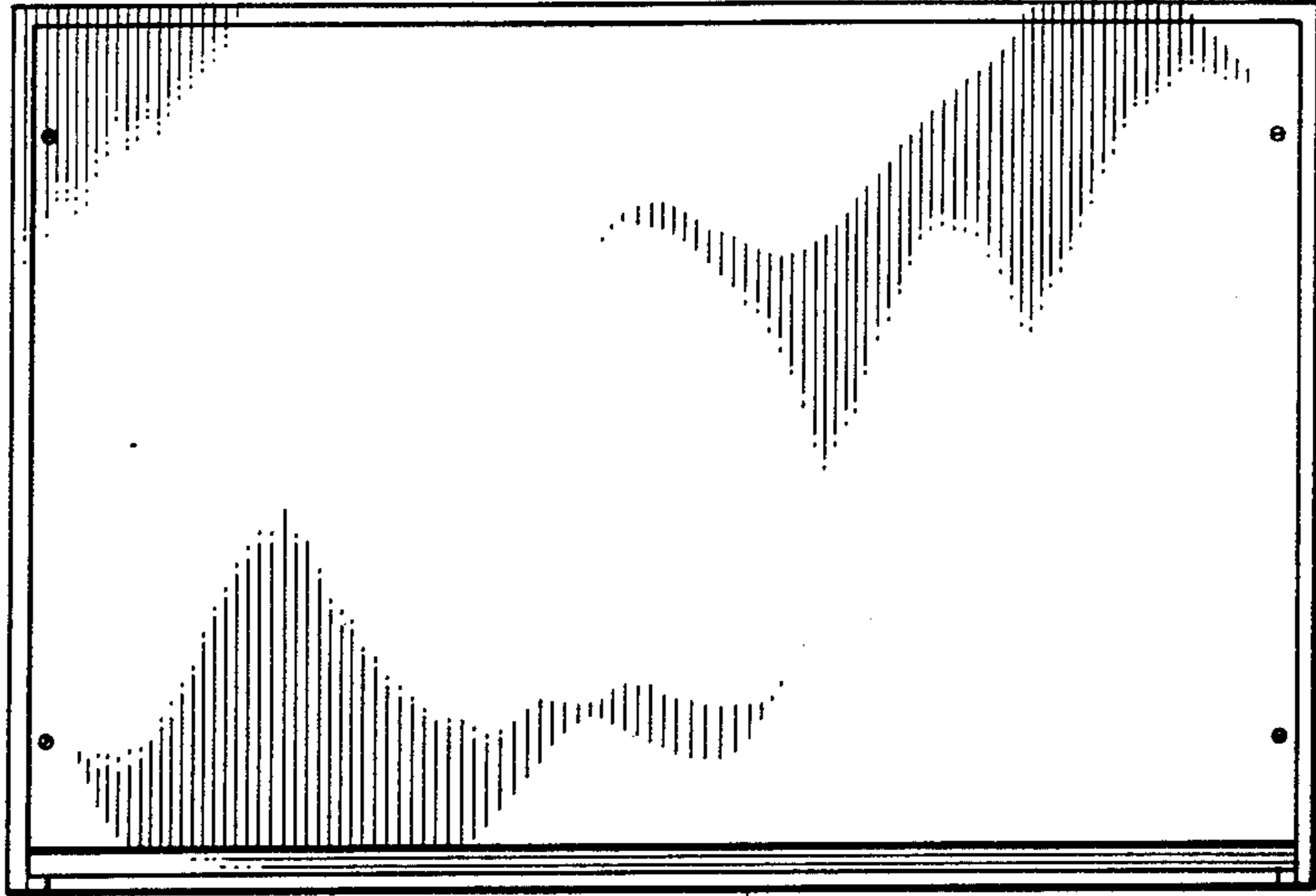
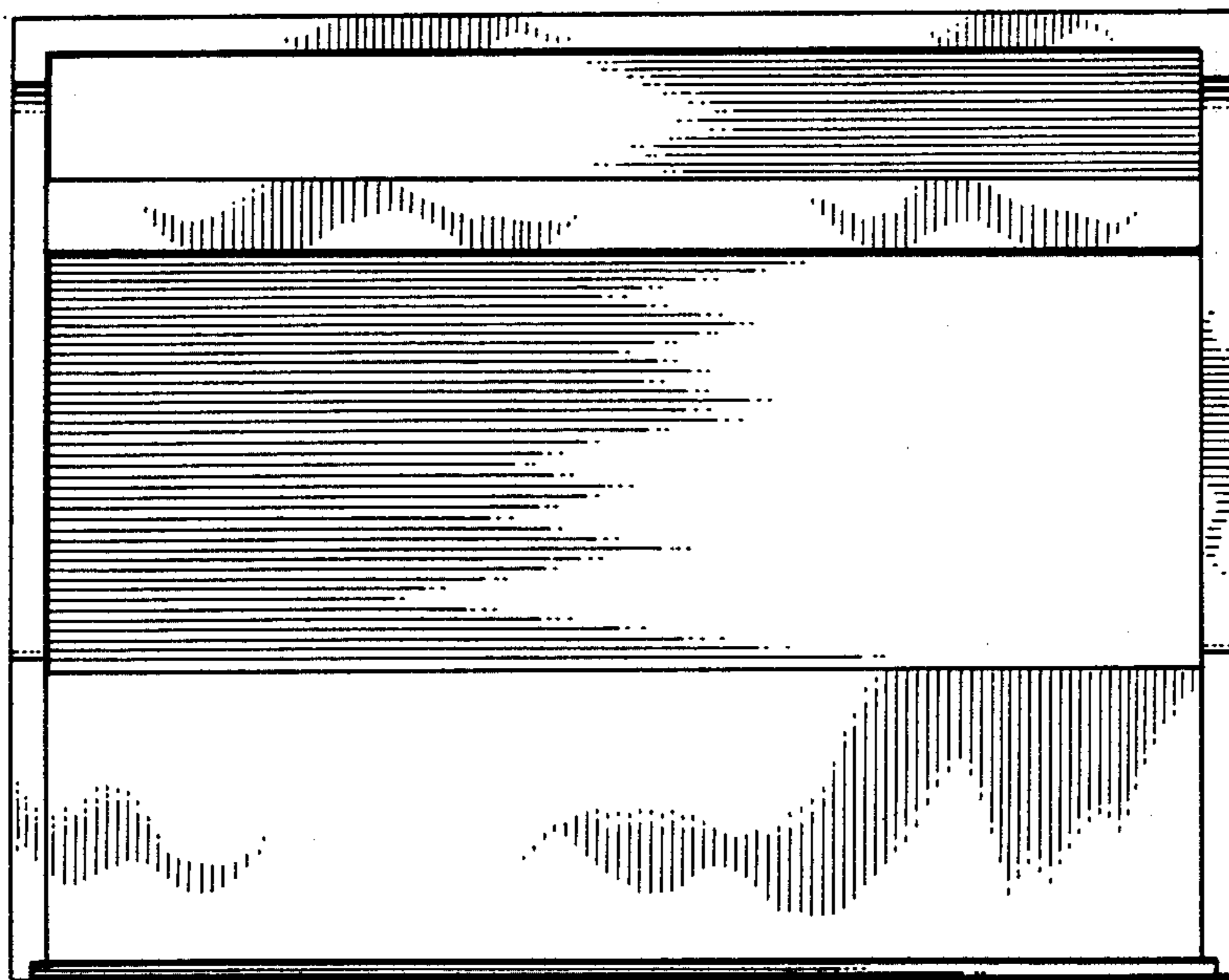


FIG. 3.



*FIG. 4.*



*FIG. 5.*