

United States Patent [19]

Adams et al.

[11] Patent Number: **Des. 286,064**

[45] Date of Patent: **** Oct. 7, 1986**

[54] **VALVE ACTUATOR CONTROL UNIT**

[75] Inventors: **Peter D. Adams, La Canada; John M. Hartshorne, Chino, both of Calif.**

[73] Assignee: **Quadrastat Corporation, City of Industry, Calif.**

[**] Term: **14 Years**

[21] Appl. No.: **504,024**

[22] Filed: **Jun. 13, 1983**

[52] U.S. Cl. **D23/19; D23/1; D12/179**

[58] Field of Search **D23/19-22; D12/179; 251/294**

[56] **References Cited**

U.S. PATENT DOCUMENTS

D. 94,288	1/1935	Teahen	D23/9
D. 101,030	9/1936	Flodin	D23/19
D. 121,785	8/1940	Ernst	D23/19
D. 185,071	5/1959	Dickinson	D23/19
D. 215,935	11/1969	Gens	D23/19
D. 227,245	6/1973	Hess	D12/179
D. 250,416	11/1978	Price	D23/19
D. 266,518	10/1982	Harris	D23/19 X
2,284,413	5/1942	Frentzel, Jr.	251/294 X

3,918,496	11/1975	Byprs, Jr.	251/294 X
3,954,250	5/1976	Grace	251/294 X
4,235,415	11/1980	Heekenkamp	251/294 X
4,319,664	3/1982	Price et al.	251/294

FOREIGN PATENT DOCUMENTS

1604616 12/1981 United Kingdom .

OTHER PUBLICATIONS

Muncie Power Products, Inc. Cat. MP82-02, Valve Control System.

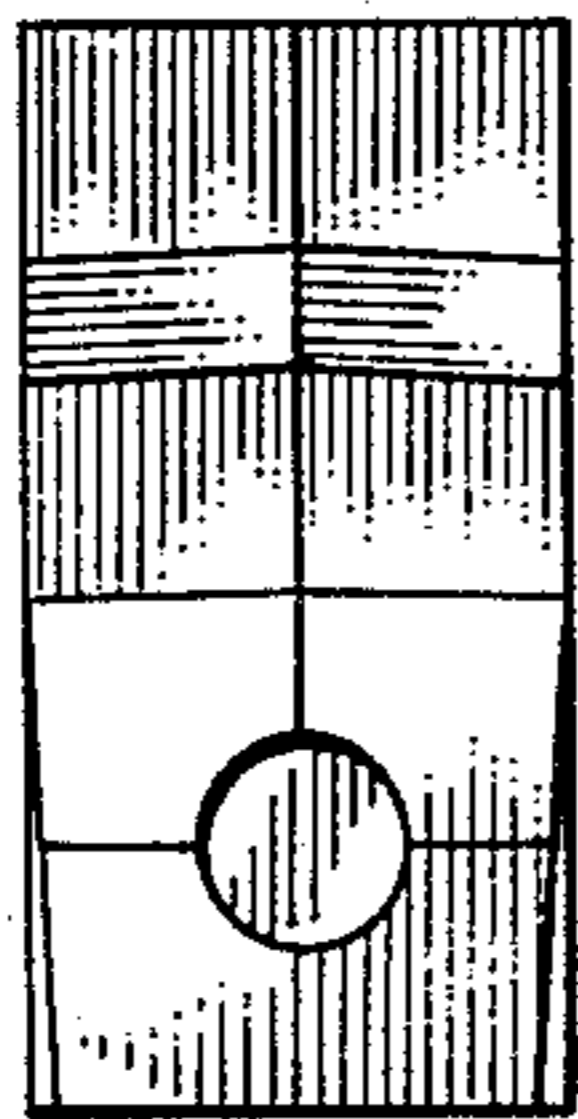
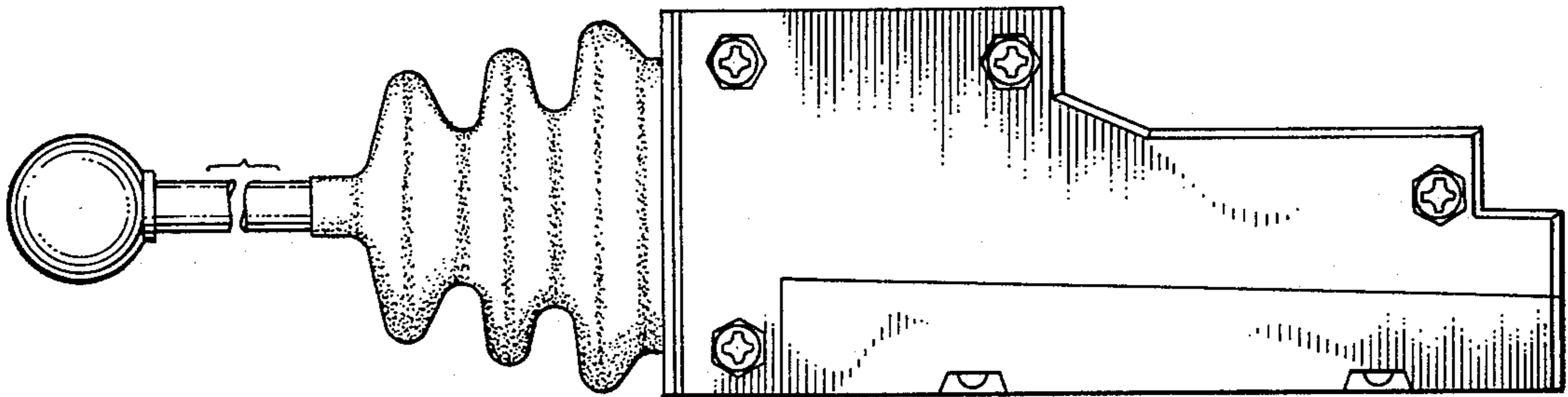
Primary Examiner—James R. Largen
Attorney, Agent, or Firm—Whann & McManigal

[57] **CLAIM**

The ornamental design for a valve actuator control unit, as shown.

DESCRIPTION

FIG. 1 is an elevational view of one side of a valve actuator control unit, showing our new design; FIG. 2 is a right end elevational view thereof; FIG. 3 is a top plan view thereof; FIG. 4 is a left end elevational view thereof; FIG. 5 is an elevational view of the side opposite that shown in FIG. 1; and FIG. 6 is a bottom plan view of the same.



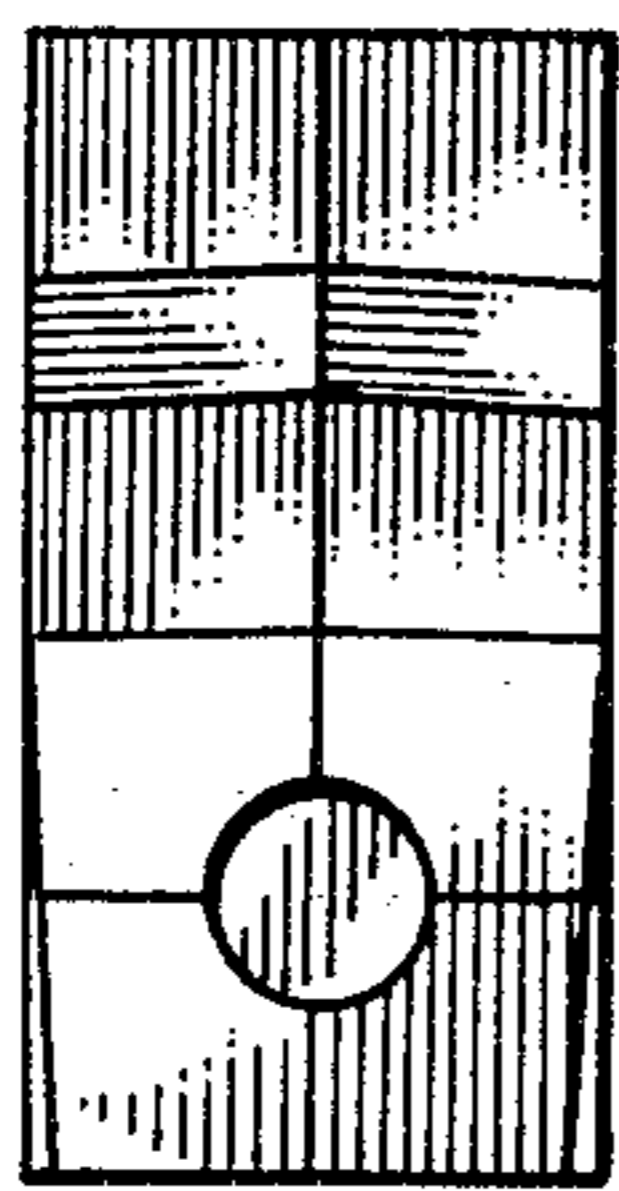
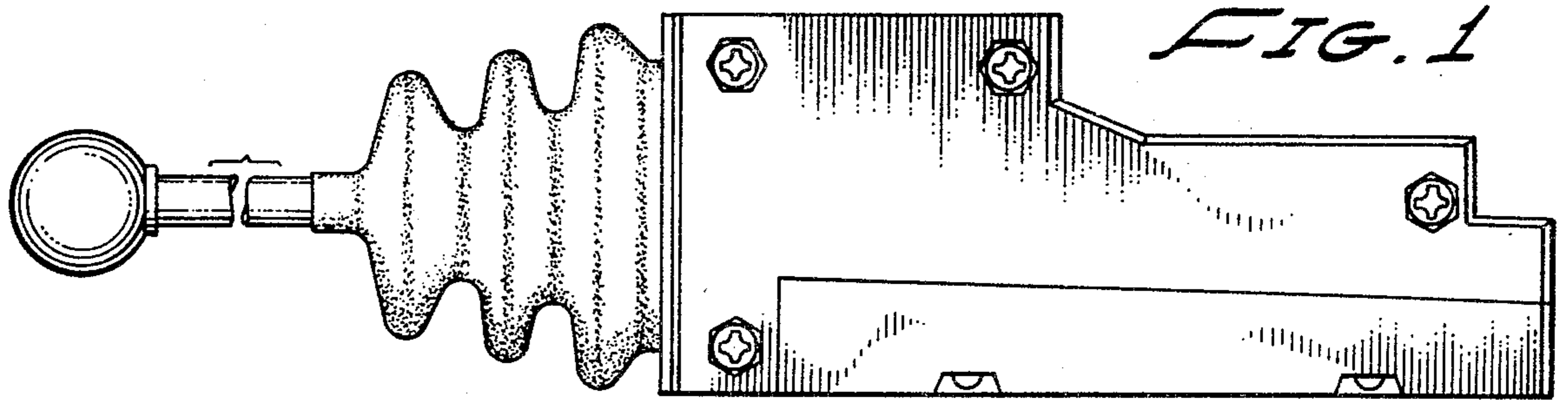


FIG. 2

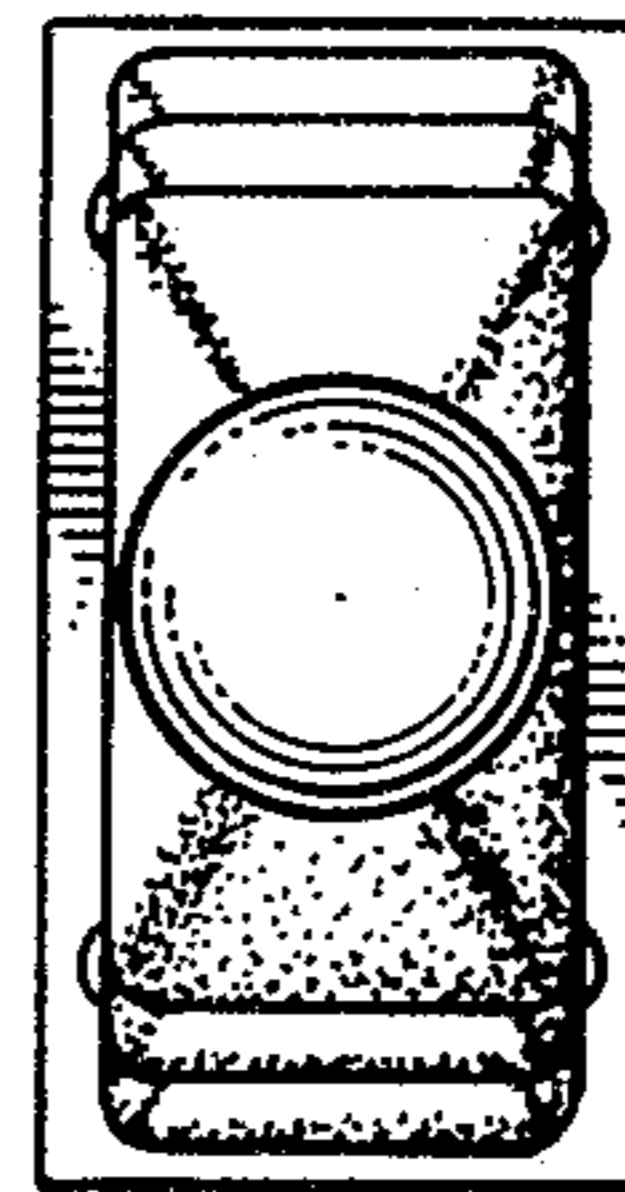


FIG. 4

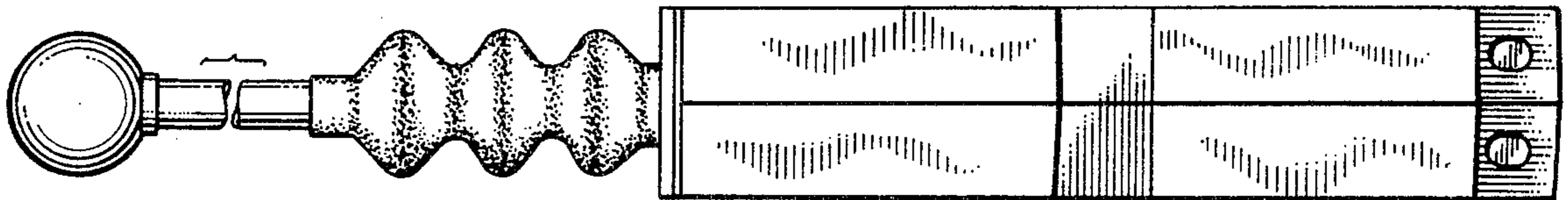


FIG. 3

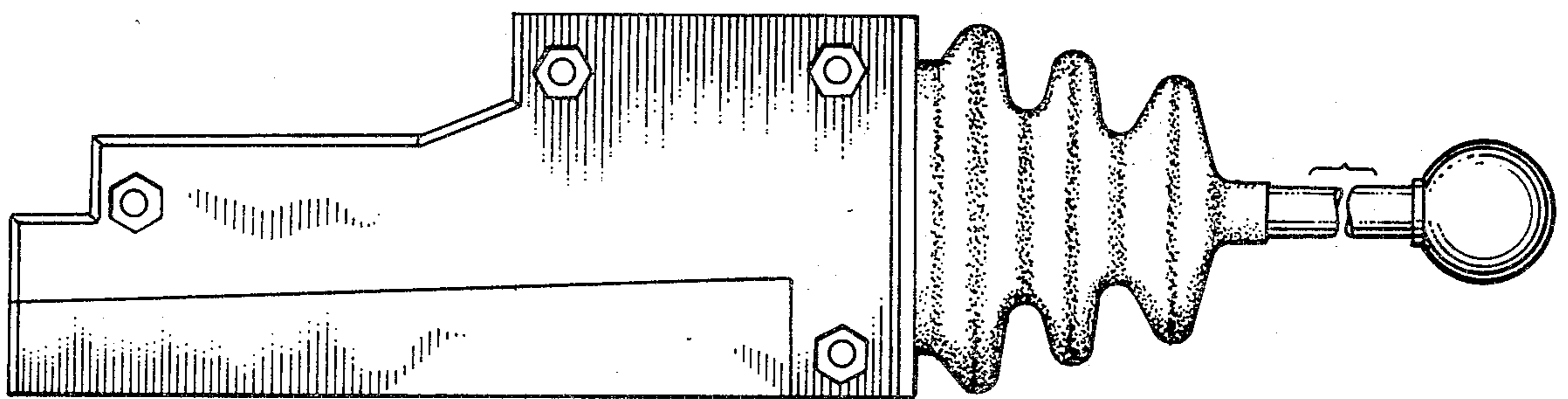


FIG. 5

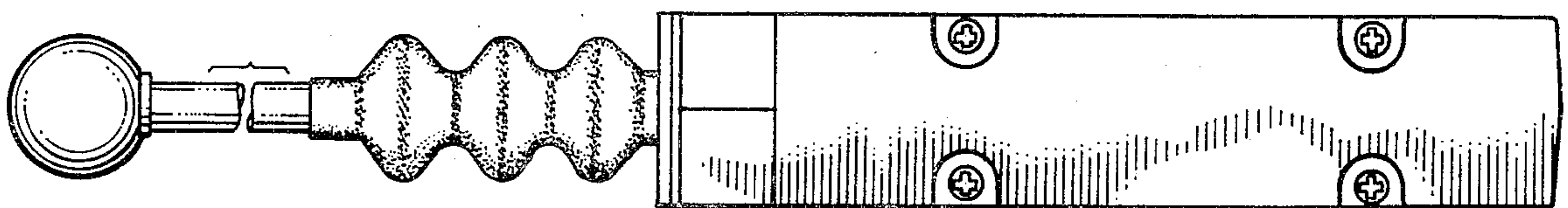


FIG. 6