

[54] CONTROLLER HOUSING

[75] Inventors: John N. McGarvey, Drexel Hill, Pa.; Terry B. Prince, Indianapolis; Ronald L. Wild, Carmel, both of Ind.; Michael P. Zambelli, Maplewood, N.J.

[73] Assignee: AT&T Information System Inc., Morristown, N.J.

[\*\*] Term: 14 Years

[21] Appl. No.: 778,999

[22] Filed: Sep. 23, 1985

[52] U.S. Cl. .... D14/100; D13/12

[58] Field of Search ..... D14/100-117, D14/52, 53, 58, 59, 66, 92; D13/40, 41, 32, 12; 340/365 R, 711; 235/145 R, 146

[56] References Cited

U.S. PATENT DOCUMENTS

190,234	5/1961	Mono	26/14
221,002	6/1971	Bachmann	14/2
D. 228,350	9/1973	Yoshida et al.	D18/7
D. 230,404	2/1974	Jimbo	D18/7
236,008	7/1975	Wixon	14/3
247,566	3/1978	Jensen	14/71
266,425	10/1982	Reaume	14/114

D. 278,435	4/1985	Hikawa	D14/101
3,657,722	4/1972	Givens et al.	340/365 X

FOREIGN PATENT DOCUMENTS

65337	4/1984	Japan	340/365 R
-------	--------	-------	-----------

OTHER PUBLICATIONS

Newman Computer Exchange Catalog, Summer, 1978, p. 33, Casio MQ2 Calculator (Computer Box).

Primary Examiner—Susan J. Lucas  
Attorney, Agent, or Firm—M. A. Morra

[57] CLAIM

The ornamental design for a controller housing, substantially as shown and described.

DESCRIPTION

FIG. 1 is a top, front and right side perspective view of a controller housing with a raised lid showing our new design;  
FIG. 2 is a top, front and right side perspective view of the controller housing with the lid closed;  
FIG. 3 is a front elevational view thereof;  
FIG. 4 is a rear elevational view thereof;  
FIG. 5 is a right side elevational view thereof, the left side elevational view being substantially a mirror image;  
FIG. 6 is a top plan view thereof; and  
FIG. 7 is a bottom plan view thereof.

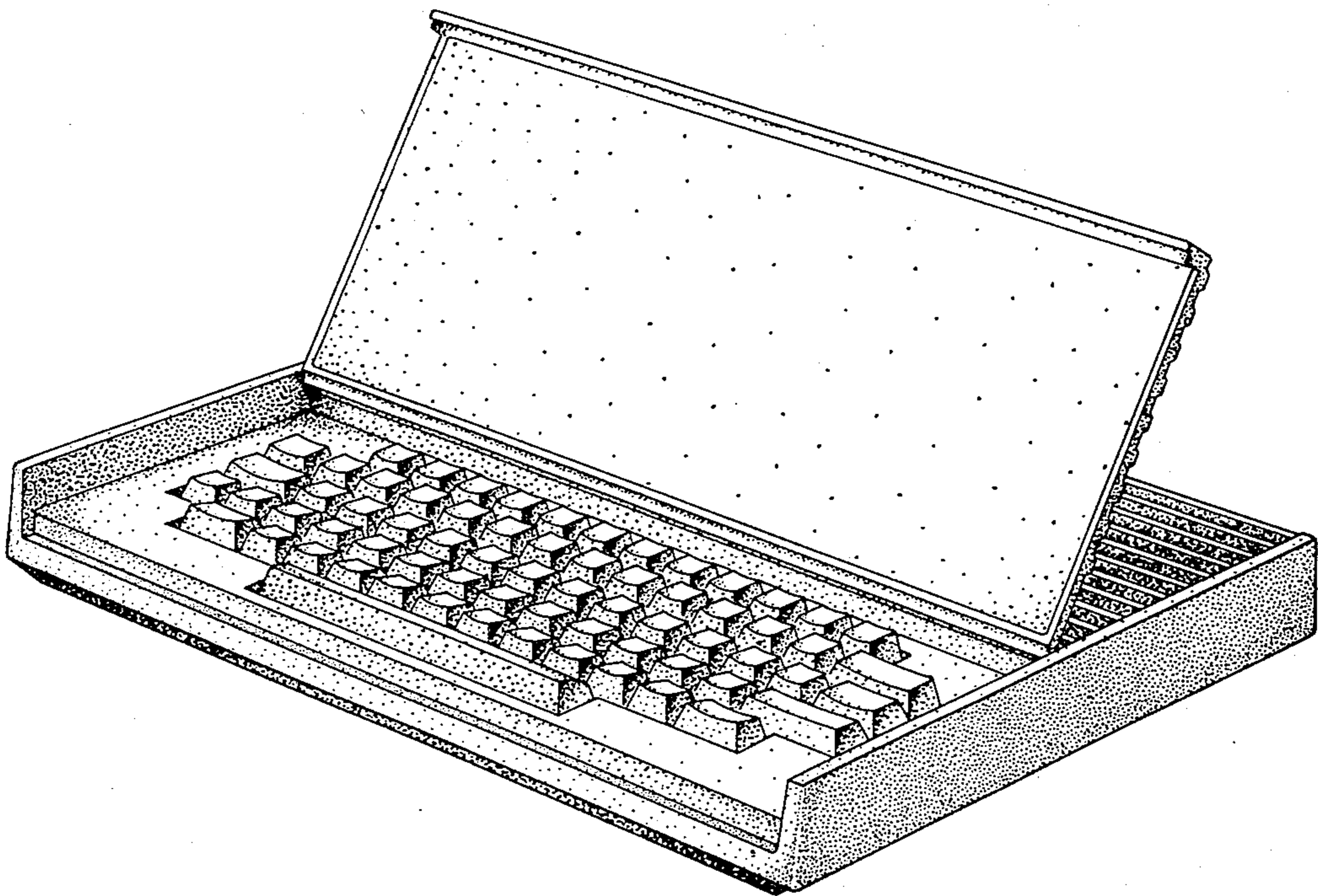


FIG. 1

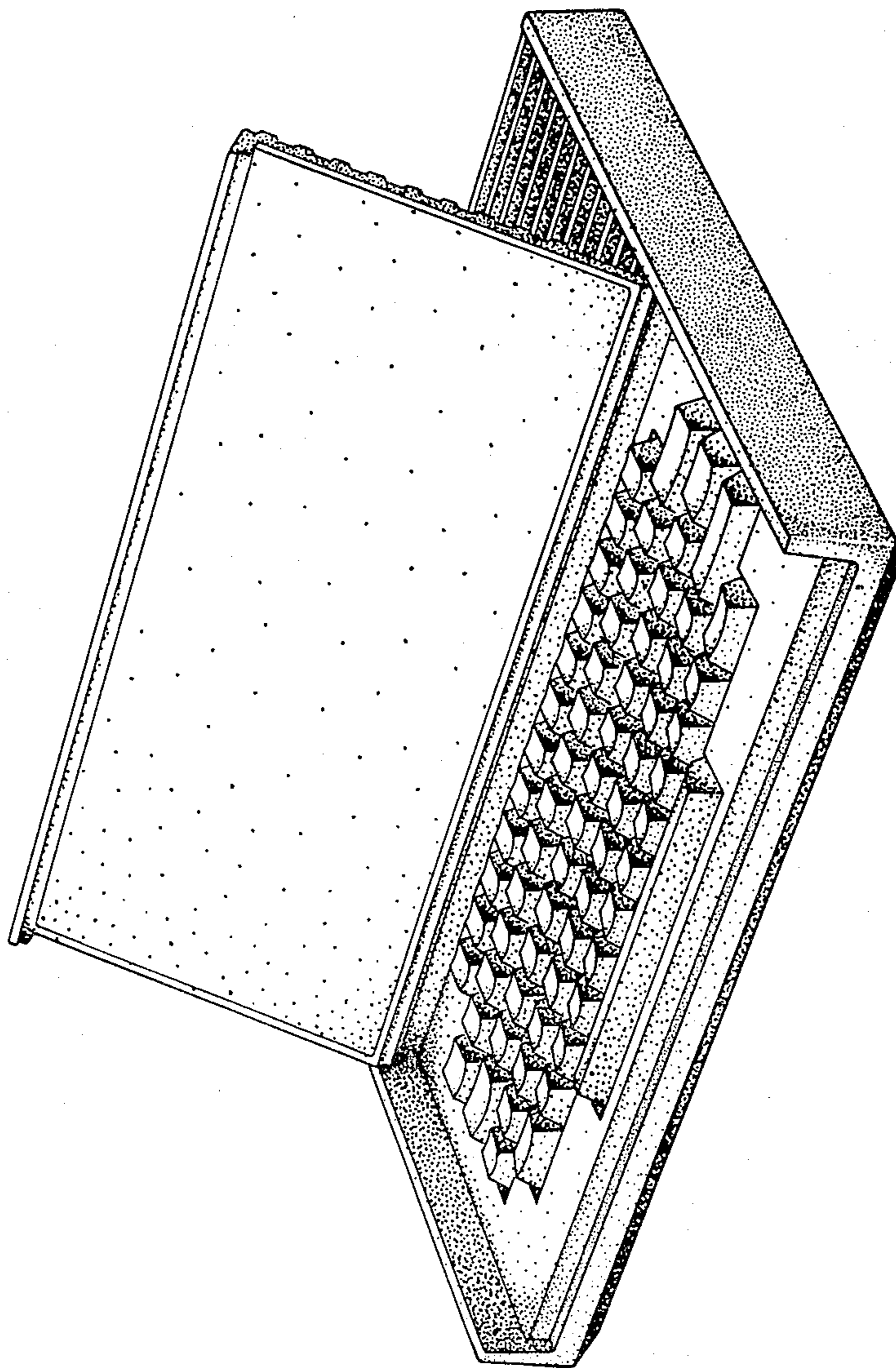


FIG. 2

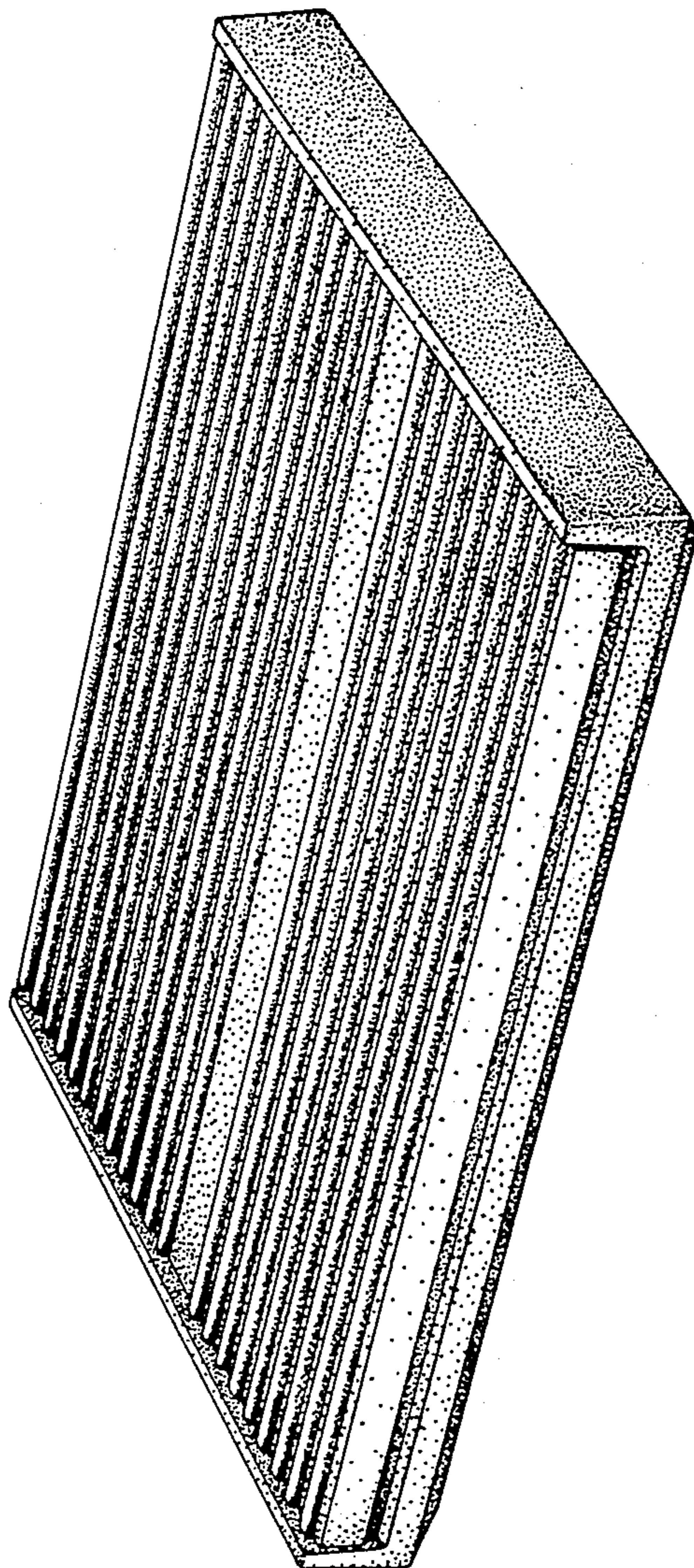


FIG. 3

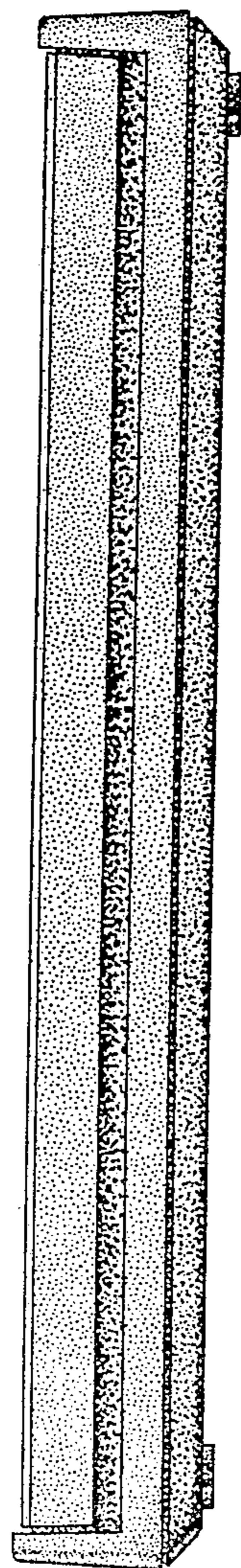


FIG. 4




FIG. 5

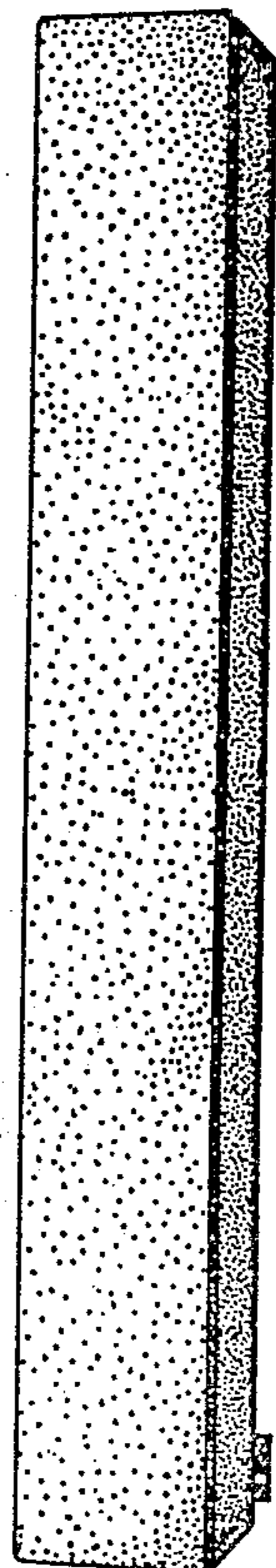


FIG. 6




FIG. 7

