

- [54] ADJUSTABLE SHELVING BRACKET
- [76] Inventor: Arthur R. Mastrodicasa, 5 Elmcrest Cir., Walpole, Mass. 02081
- [**] Term: 14 Years
- [21] Appl. No.: 667,450
- [22] Filed: Nov. 1, 1984

2,833,420	5/1958	Streator	D8/381
3,097,822	7/1963	Attwood	D8/381
3,114,531	12/1963	Weber	D8/381
3,353,684	11/1967	Chesley	248/243 X
4,076,203	2/1978	McDonnell	248/250

FOREIGN PATENT DOCUMENTS

1299250	12/1962	France	248/250
414757	8/1934	United Kingdom	243/241

Primary Examiner—Wallace R. Burke
Assistant Examiner—Horace B. Fay

Related U.S. Application Data

- [63] Continuation-in-part of Ser. No. 593,664, Mar. 26, 1984.
- [52] U.S. Cl. D8/381; 248/250
- [58] Field of Search D8/380, 381; 248/235, 248/250

[57] CLAIM

The ornamental design for an adjustable shelving bracket, substantially as shown and described.

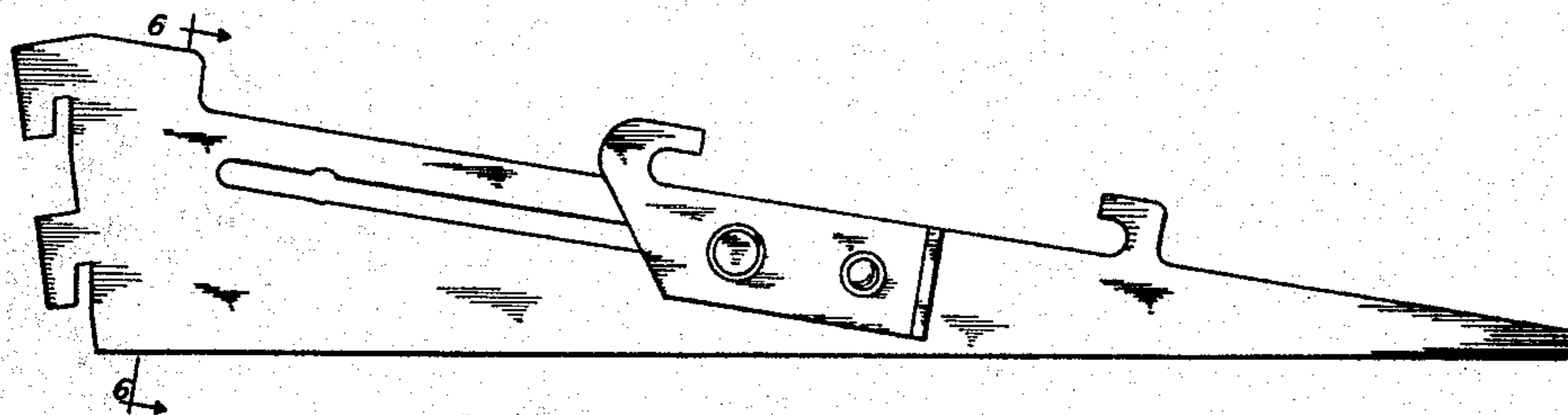
DESCRIPTION

FIG. 1 is a right side elevational view of an adjustable shelving bracket showing my new design; FIG. 2 is a left side elevational view thereof; FIG. 3 is a top plan view thereof; FIG. 4 is a bottom plan view thereof; FIG. 5 is a front elevational view thereof; and FIG. 6 is a sectional view, taken along line 6—6 of FIG. 1.

[56] References Cited

U.S. PATENT DOCUMENTS

D. 206,241	11/1966	Bard	D8/381
D. 254,290	2/1980	Smith	D8/381
564,519	7/1896	Heysinger	248/235
1,230,999	6/1917	Crist	248/250
1,702,937	2/1929	Friedemann	248/250
1,939,408	12/1933	Parker	248/250



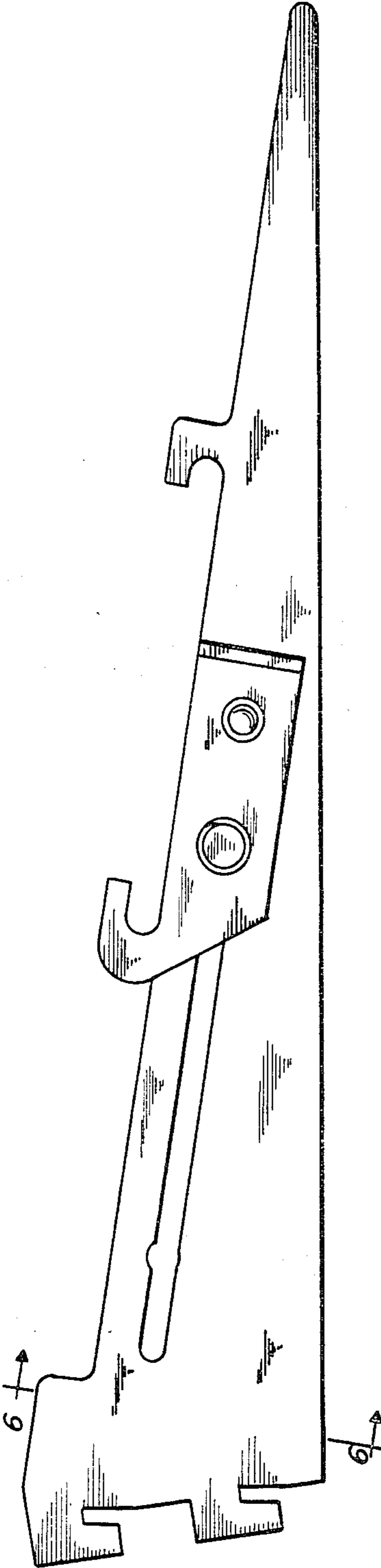


FIG. 1

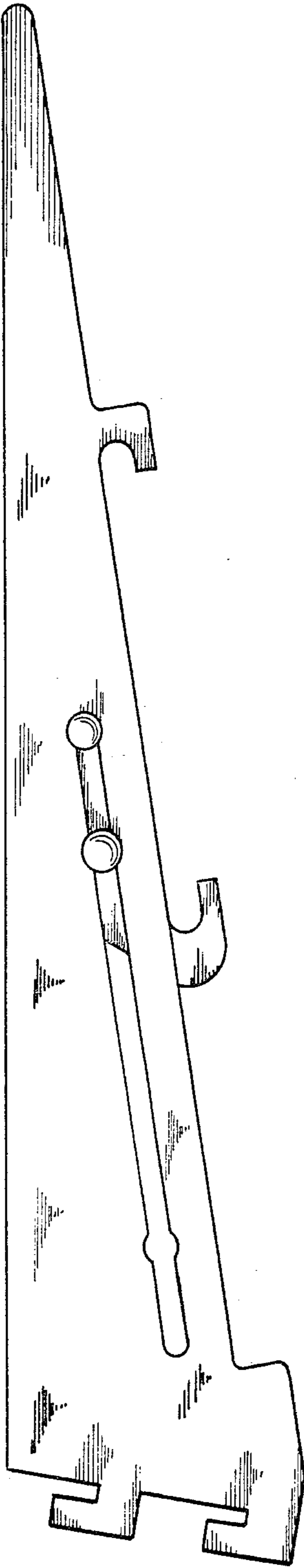


FIG. 2

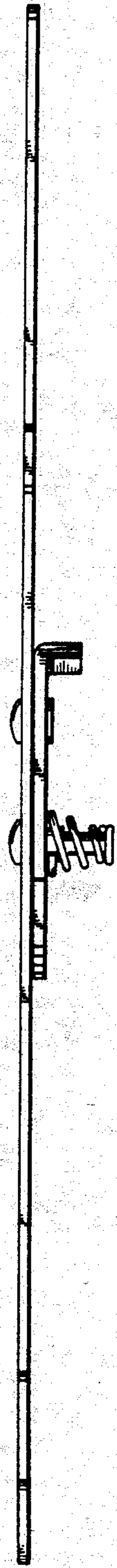


FIG. 3



FIG. 4

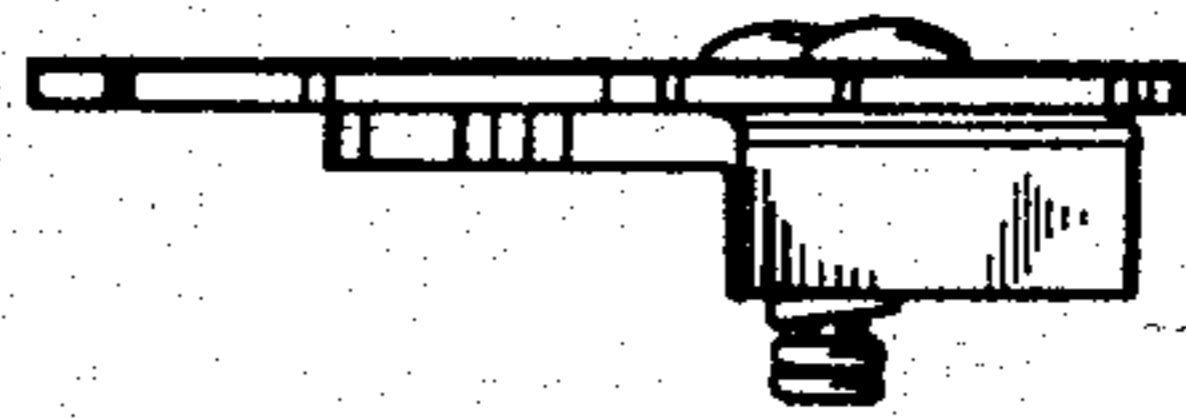


FIG. 5

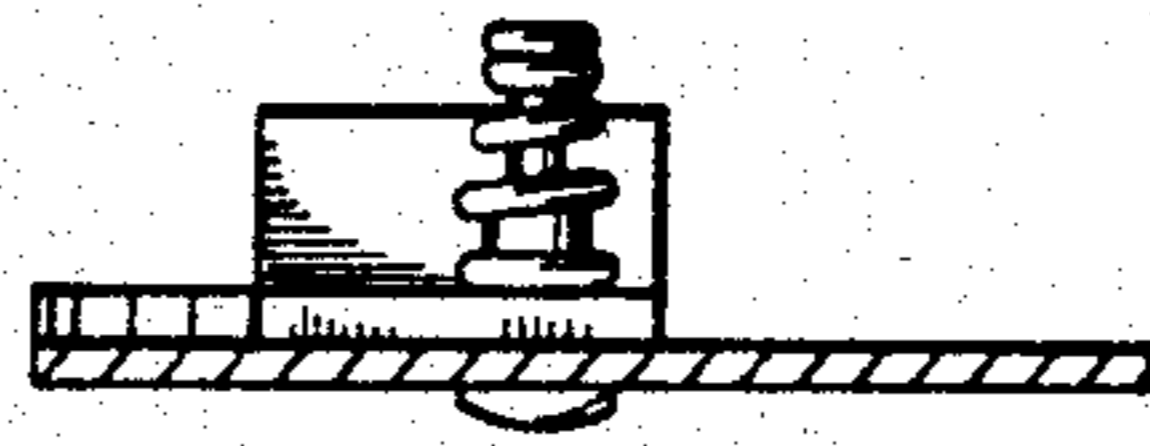


FIG. 6