

[54] **RECESSED SIDEWALL WEDGE**  
[75] **Inventor: George Hillinger, Los Angeles, Calif.**  
[73] **Assignee: Alltrade Inc., Commerce, Calif.**  
[\*\*] **Term: 14 Years**  
[21] **Appl. No.: 472,336**  
[22] **Filed: Mar. 4, 1983**  
[52] **U.S. Cl. .... D8/47**  
[58] **Field of Search ..... D8/46, 47, 75-81,  
D8/105; 144/193 C, 193 D, 193 R; 145/1 R, 2  
R; 254/104**

[56] **References Cited**  
**U.S. PATENT DOCUMENTS**  
D. 16,631 4/1886 Bakewell ..... D8/76  
4,462,441 7/1984 Hillinger ..... 254/104 X  
**FOREIGN PATENT DOCUMENTS**  
69590 9/1945 Norway ..... 145/2 R  
83948 5/1921 Sweden ..... 145/2 R

**OTHER PUBLICATIONS**

Farwell, Ozmun, Kirk & Co.'s Catalog ©1901 p. 25,  
"Regular Pattern" Wood Choppers' Wedge.  
Affidavit of Mansel A. Gray, May 25, 1943.

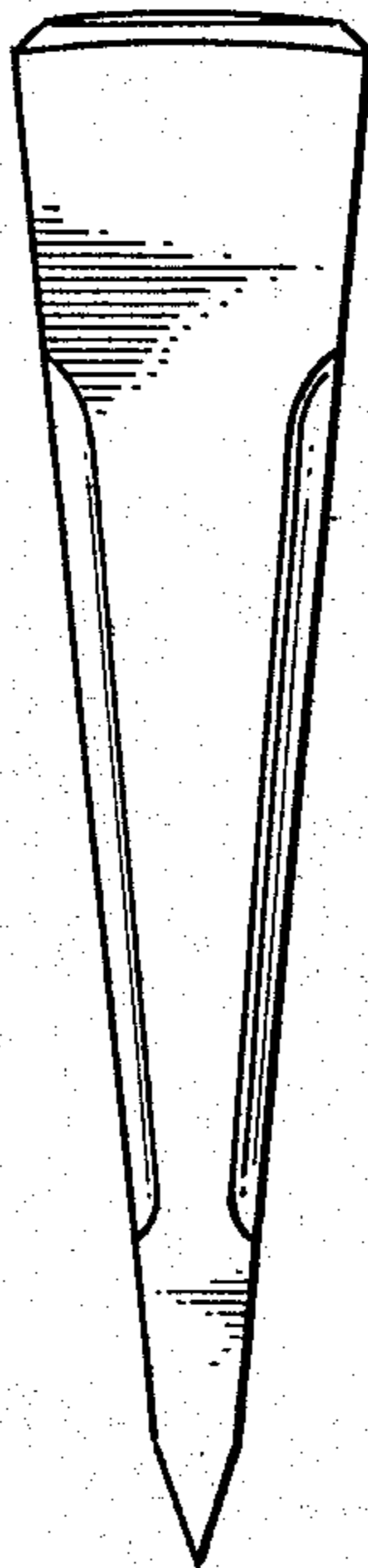
*Primary Examiner*—Susan J. Lucas  
*Assistant Examiner*—C. E. Heflin  
*Attorney, Agent, or Firm*—William W. Glenney

[57] **CLAIM**

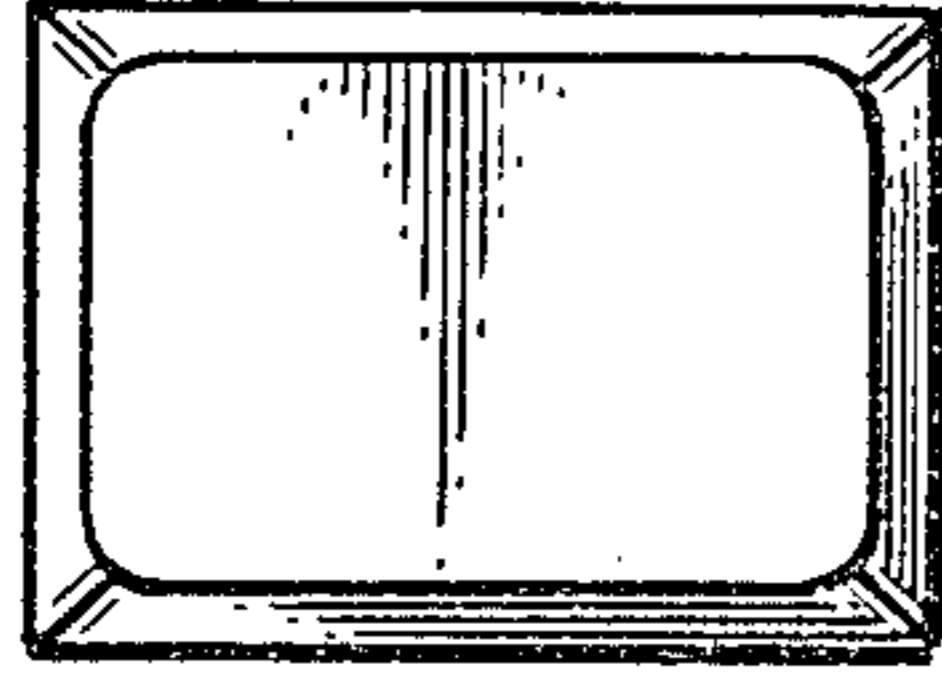
The ornamental design for a recessed sidewall wedge,  
substantially as shown and described.

**DESCRIPTION**

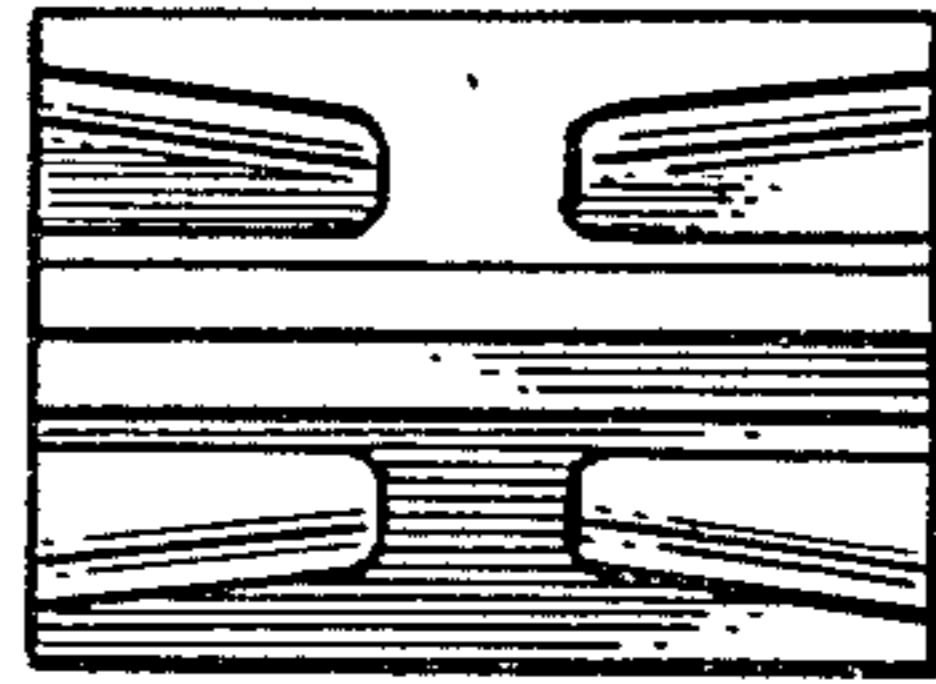
FIG. 1 is a top plan view of a recessed sidewall wedge  
showing my new design;  
FIG. 2 is a front view thereof; the rear view is identical;  
FIG. 3 is a right side view thereof; the left side view is  
identical; and  
FIG. 4 is a bottom view thereof.  
The wedge is symmetrical about each of two mutually  
perpendicular central vertical planes.



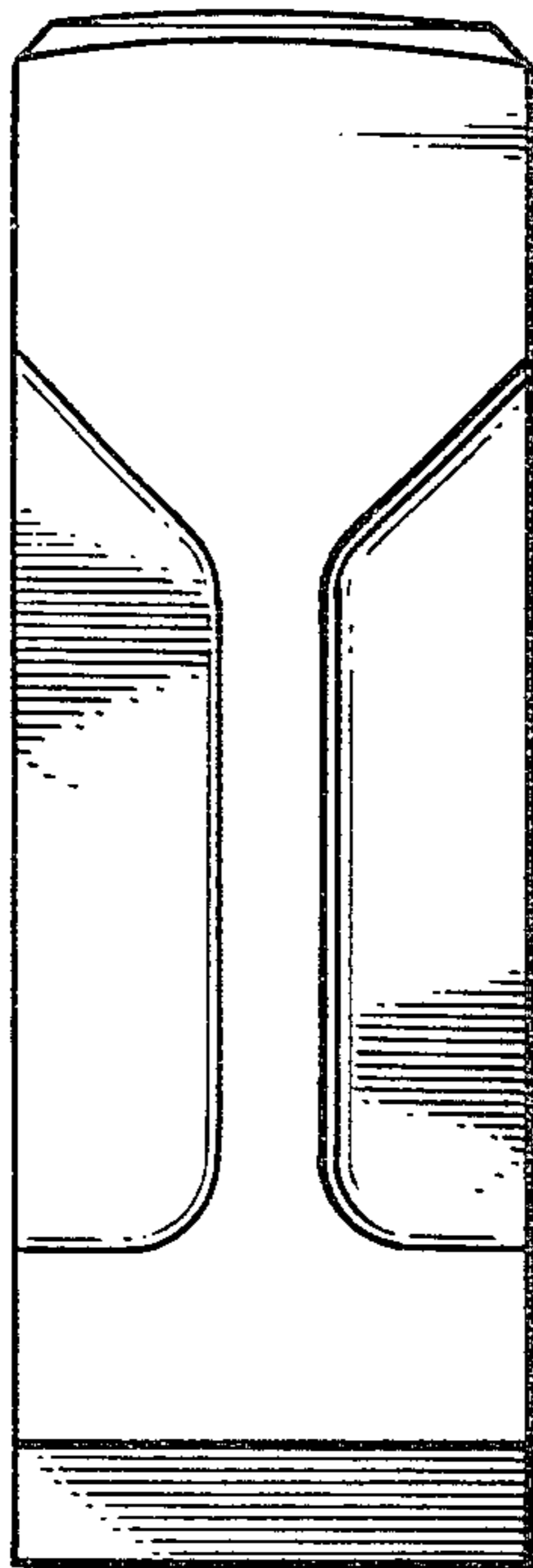
*Fig. 1.*



*Fig. 4.*



*Fig. 2.*



*Fig. 3.*

