

[54] **KEY CASE**

[75] **Inventor: Kazumi Sakai, Tokyo, Japan**

[73] **Assignee: Car Mate Mfg. Co., Ltd., Tokyo, Japan**

[\*\*] **Term: 14 Years**

[21] **Appl. No.: 661,410**

[22] **Filed: Oct. 16, 1984**

[52] **U.S. Cl. .... D3/61; D99/28**

[58] **Field of Search ..... D3/61-65; D99/28; 206/38.1, 37.1, 37.4-37.5; 70/456 R, 459**

[56] **References Cited**

**U.S. PATENT DOCUMENTS**

- D. 198,021 4/1964 Rush ..... D3/62
- D. 215,076 8/1969 Hinkle ..... D99/28

- D. 232,644 9/1974 Barrett ..... D99/28
- D. 259,074 5/1981 Harris ..... D3/62
- 3,279,513 10/1966 Henderson ..... 206/37.4
- 3,529,649 9/1970 Bennett ..... D3/61

*Primary Examiner*—George P. Word

[57] **CLAIM**

The ornamental design for a key case, as shown and described.

**DESCRIPTION**

FIG. 1 is a perspective view of a key case showing my new design in its open position;  
 FIG. 2 is a top plan view of the key case in its closed position;  
 FIG. 3 is a front elevational view thereof;  
 FIG. 4 is a right side elevational view thereof;  
 FIG. 5 is a rear elevational view thereof; and  
 FIG. 6 is a bottom plan view thereof.

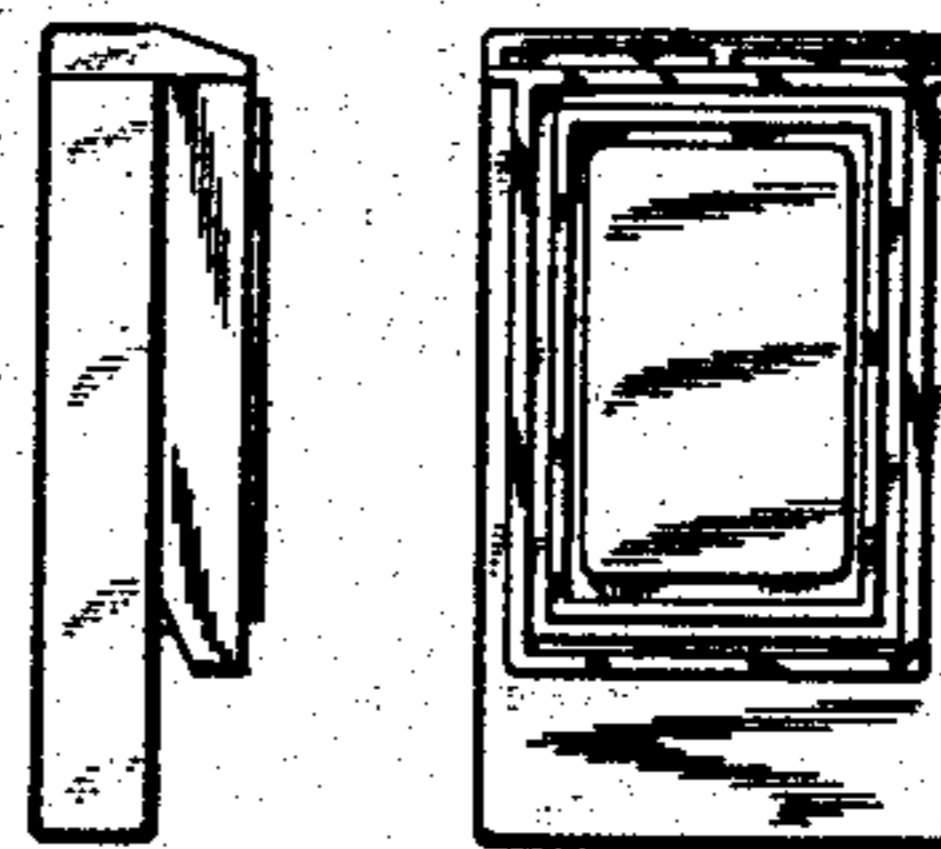



FIG. 2

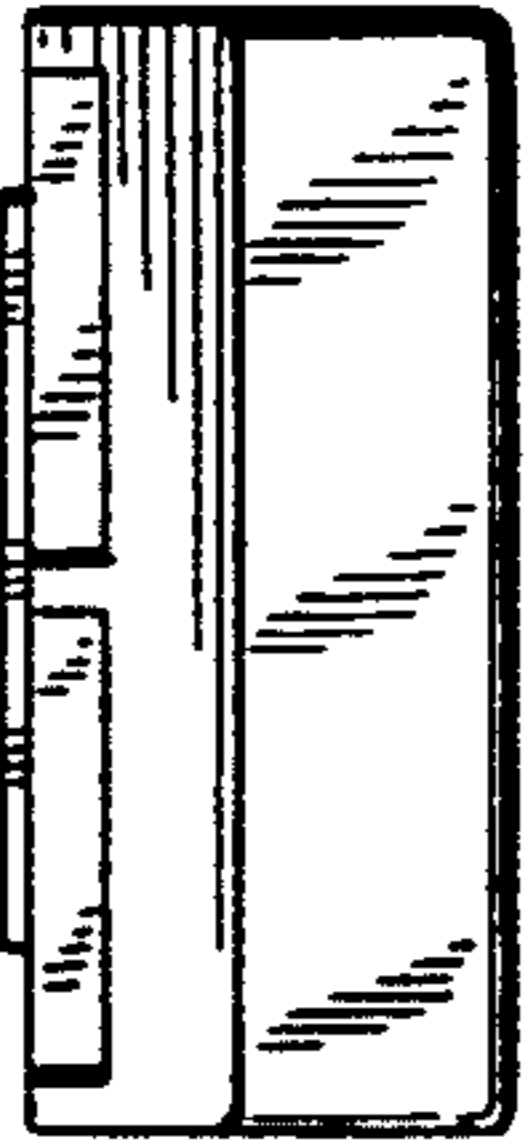


FIG. 5

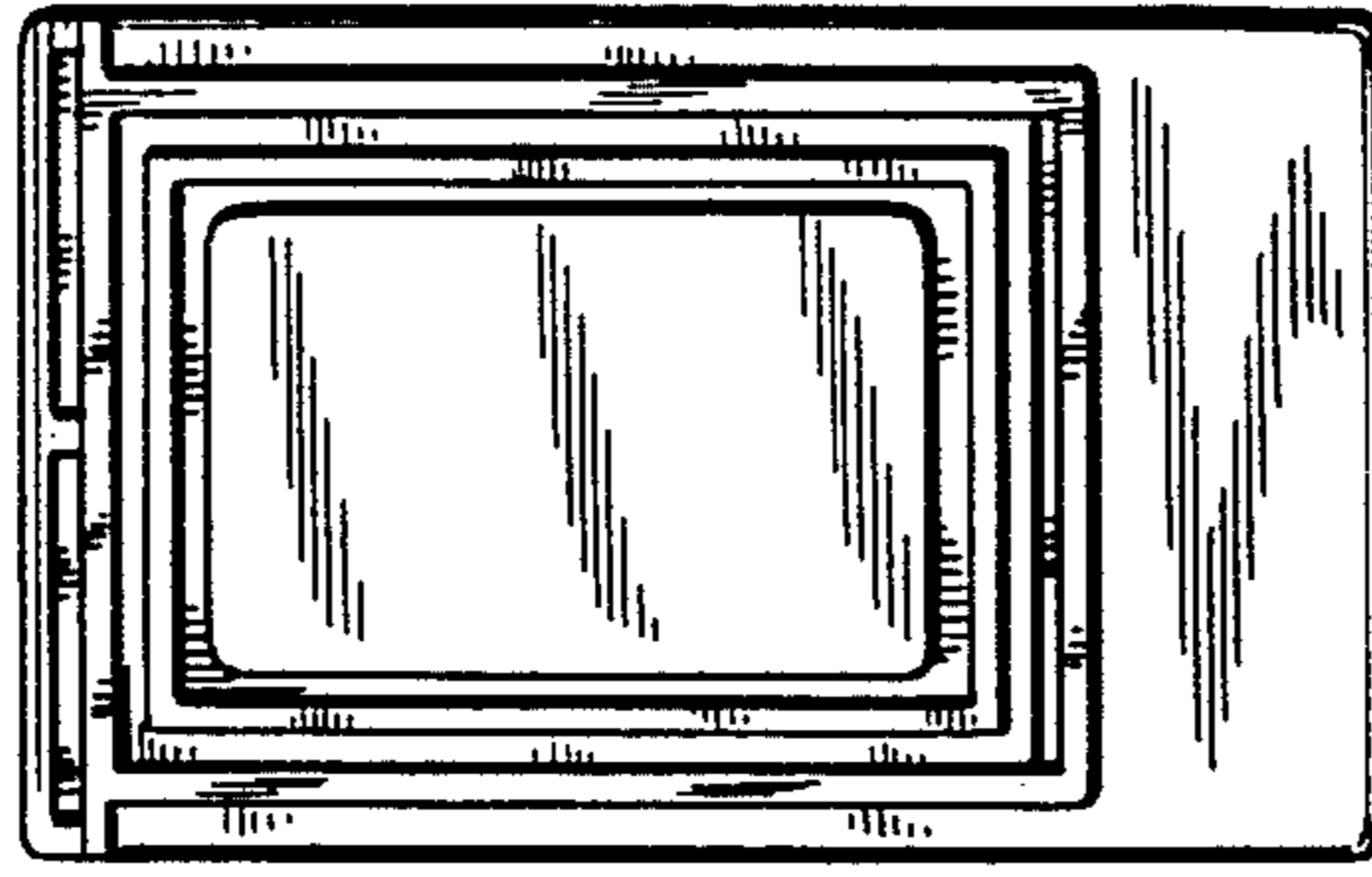


FIG. 4




FIG. 3



FIG. 6




FIG. 1

