

[54] SHOE SOLE

[75] Inventor: James K. Tong, Beaverton, Oreg.

[73] Assignee: Pensa, Inc., Portland, Oreg.

[**] Term: 14 Years

[21] Appl. No.: 805,104

[22] Filed: Nov. 13, 1985

[52] U.S. Cl. D2/320; 36/32 R

[58] Field of Search D2/309-310, D2/274, 319-321; 36/32 R, 113-115, 83-84, 59 R, 59 A, 59 C, 128, 129

[56] References Cited

U.S. PATENT DOCUMENTS

- D. 213,417 3/1969 Dittmar .
- D. 253,319 11/1979 Dassler .
- D. 268,543 4/1983 Bretschneider .
- D. 272,963 3/1984 Muller et al. .
- D. 274,574 7/1984 Stubblefield .
- D. 279,044 6/1985 Norton et al. .
- D. 280,568 9/1985 Stubblefield D2/320
- D. 281,641 12/1985 Shiki .
- 4,266,349 5/1981 Schmohl .
- 4,281,467 8/1981 Anderie .
- 4,335,530 6/1982 Stubblefield .
- 4,389,798 6/1983 Tilles .

4,449,307 5/1984 Stubblefield .

FOREIGN PATENT DOCUMENTS

2458576 6/1976 Fed. Rep. of Germany .

OTHER PUBLICATIONS

Footwear News, Feb. 11, 1985, p. 99, Spot-Bilt's Hang-time.

Footwear News, Oct. 7, 1985, Men's Pivot II.

Primary Examiner—Nelson C. Holtje

Attorney, Agent, or Firm—Saidman, Sterne, Kessler & Goldstein

[57] CLAIM

The ornamental design for a shoe sole, as shown and described.

DESCRIPTION

FIG. 1 is a right side elevational view of a shoe sole showing my new design, the broken line showing of a shoe being environmental only and forms no part of the claimed design;

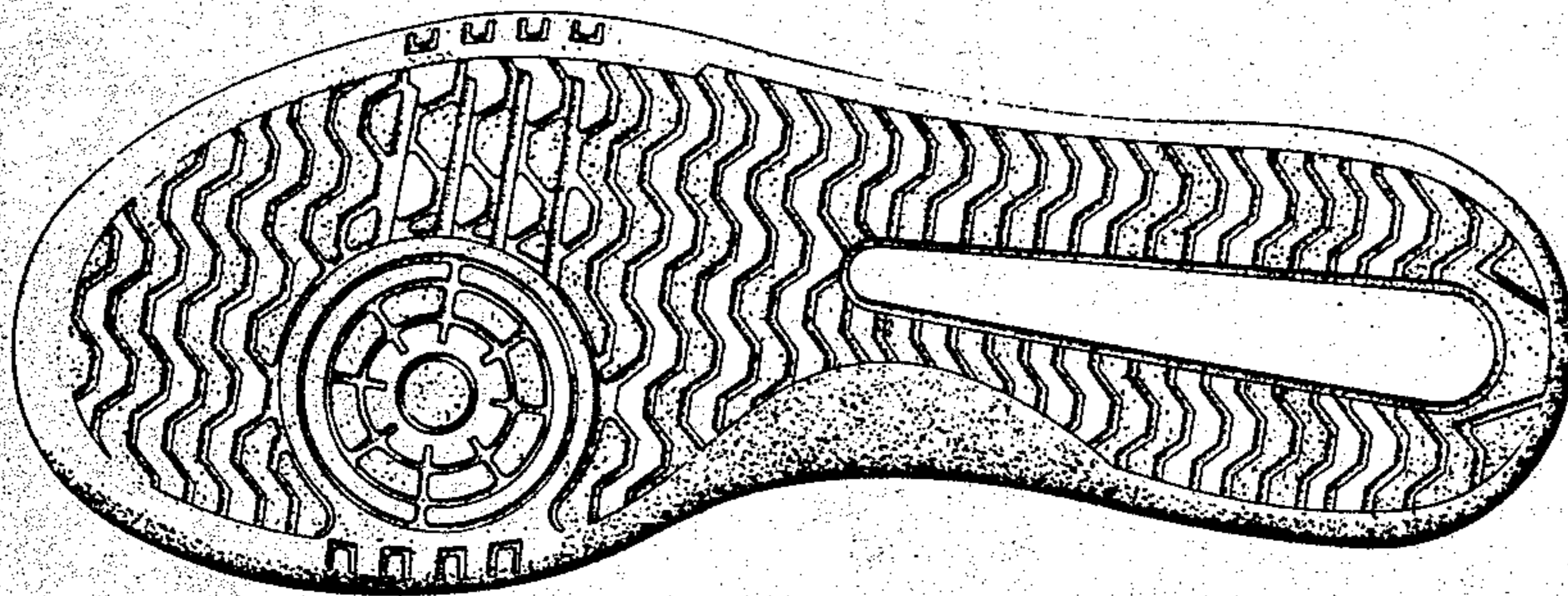
FIG. 2 is a bottom plan view thereof;

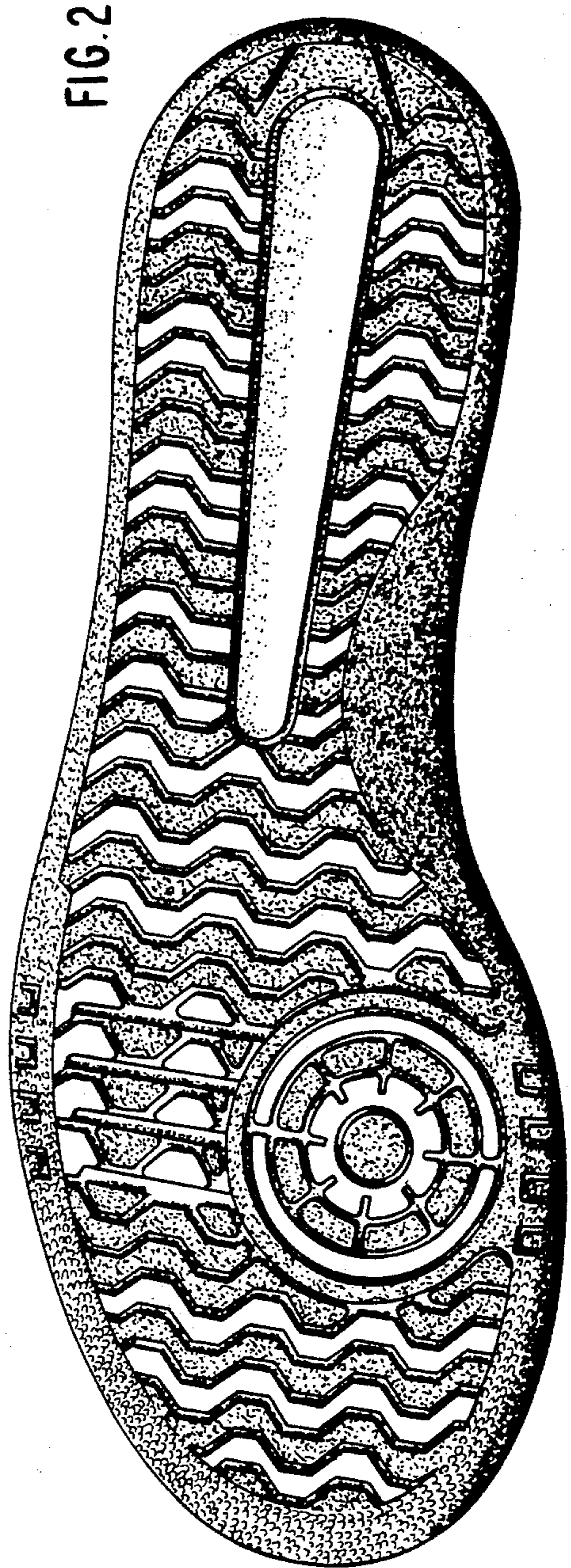
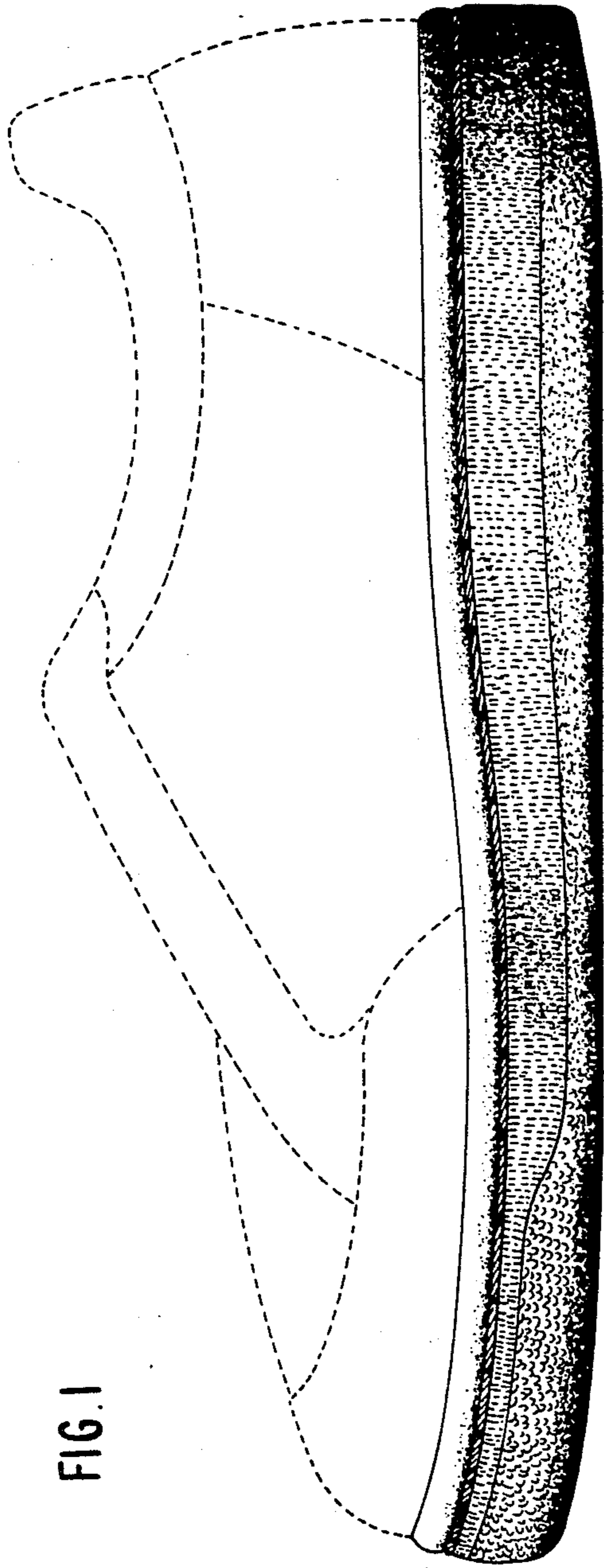
FIG. 3 is a top plan view thereof;

FIG. 4 is a left side elevational view thereof;

FIG. 5 is a rear view thereof; and

FIG. 6 is a front view thereof.








FIG. 3




FIG. 4

FIG. 6




FIG. 5

