

# United States Patent [19]

Ventres, Jr.

[11] Patent Number: **Des. 285,938**

[45] Date of Patent: **\*\* Sep. 30, 1986**

[54] WINDOW FILE CARD

[76] Inventor: **Daniel B. Ventres, Jr.**, 1355 Vine Pl.,  
Mound, Minn. 55346

[\*\*] Term: **14 Years**

[21] Appl. No.: **571,919**

[22] Filed: **Jan. 19, 1984**

[52] U.S. Cl. .... **D19/1**

[58] Field of Search ..... D19/1, 2, 3, 4, 10,  
D19/75, 76, 9; D20/22, 27; 40/1.5, 1.6, 379, 10  
D; 283/81, 75, 76, 900, 901, 904, 3, 36, 39, 41

[56] **References Cited**

**U.S. PATENT DOCUMENTS**

D. 233,068 10/1974 Bringas ..... D19/1  
D. 250,200 11/1978 Glaubinger ..... D19/1  
D. 258,897 4/1981 Glaubinger ..... D19/1

3,710,487 1/1973 Saltz ..... 40/379  
4,165,575 8/1979 Neilsen ..... 40/379  
4,240,543 12/1980 McKee ..... D20/27

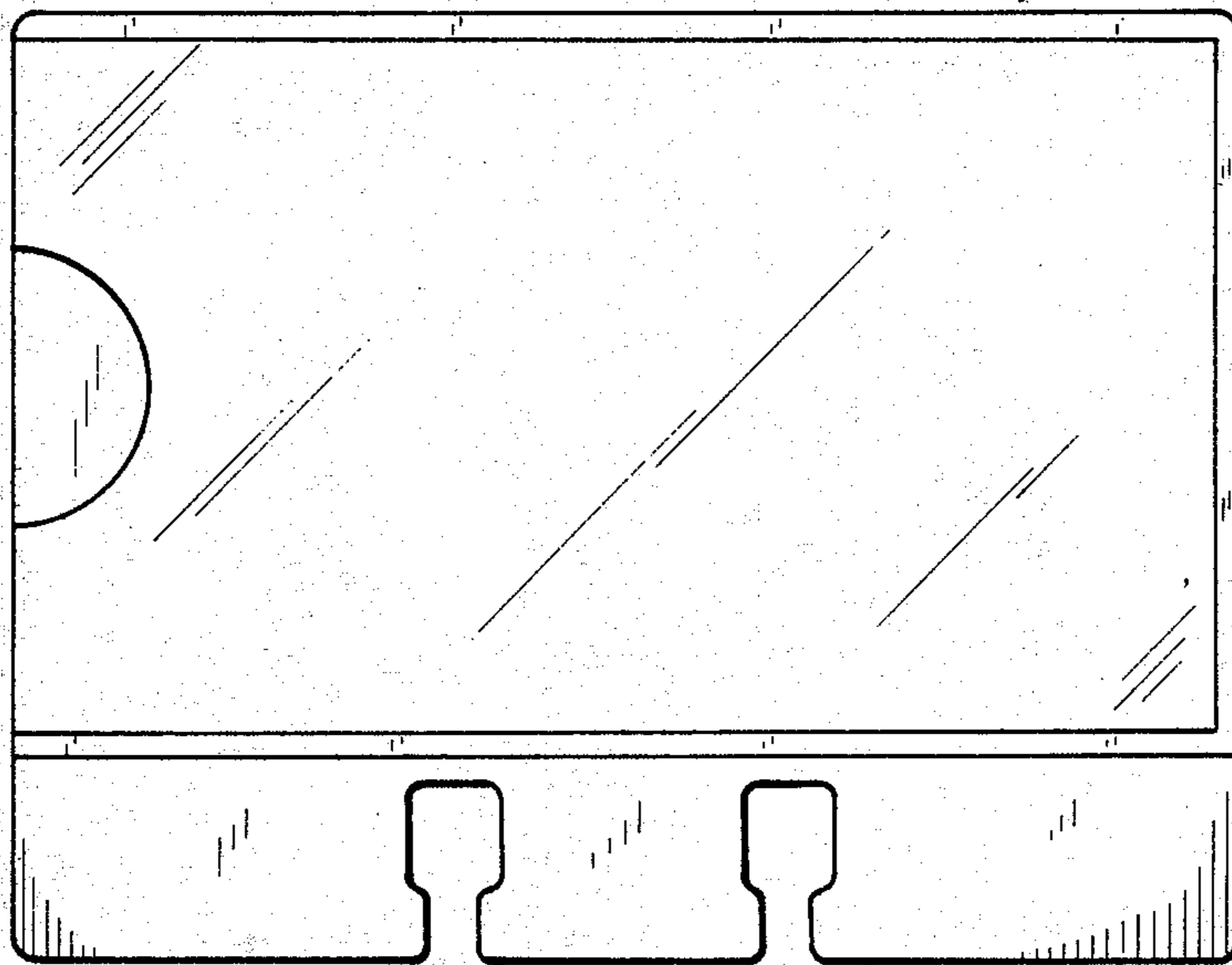
*Primary Examiner*—Bernard Ansher  
*Assistant Examiner*—Timothy M. Smith  
*Attorney, Agent, or Firm*—Hugh D. Jaeger

[57] **CLAIM**

The ornamental design for a window file card, as shown and described.

**DESCRIPTION**

FIG. 1 is a front elevation of a window file card showing my new design;  
FIG. 2 is a rear elevation thereof;  
FIG. 3 is a top plan view thereof;  
FIG. 4 is a bottom plan view thereof;  
FIG. 5 is a left side elevation thereof; and  
FIG. 6 is a right side elevation thereof.



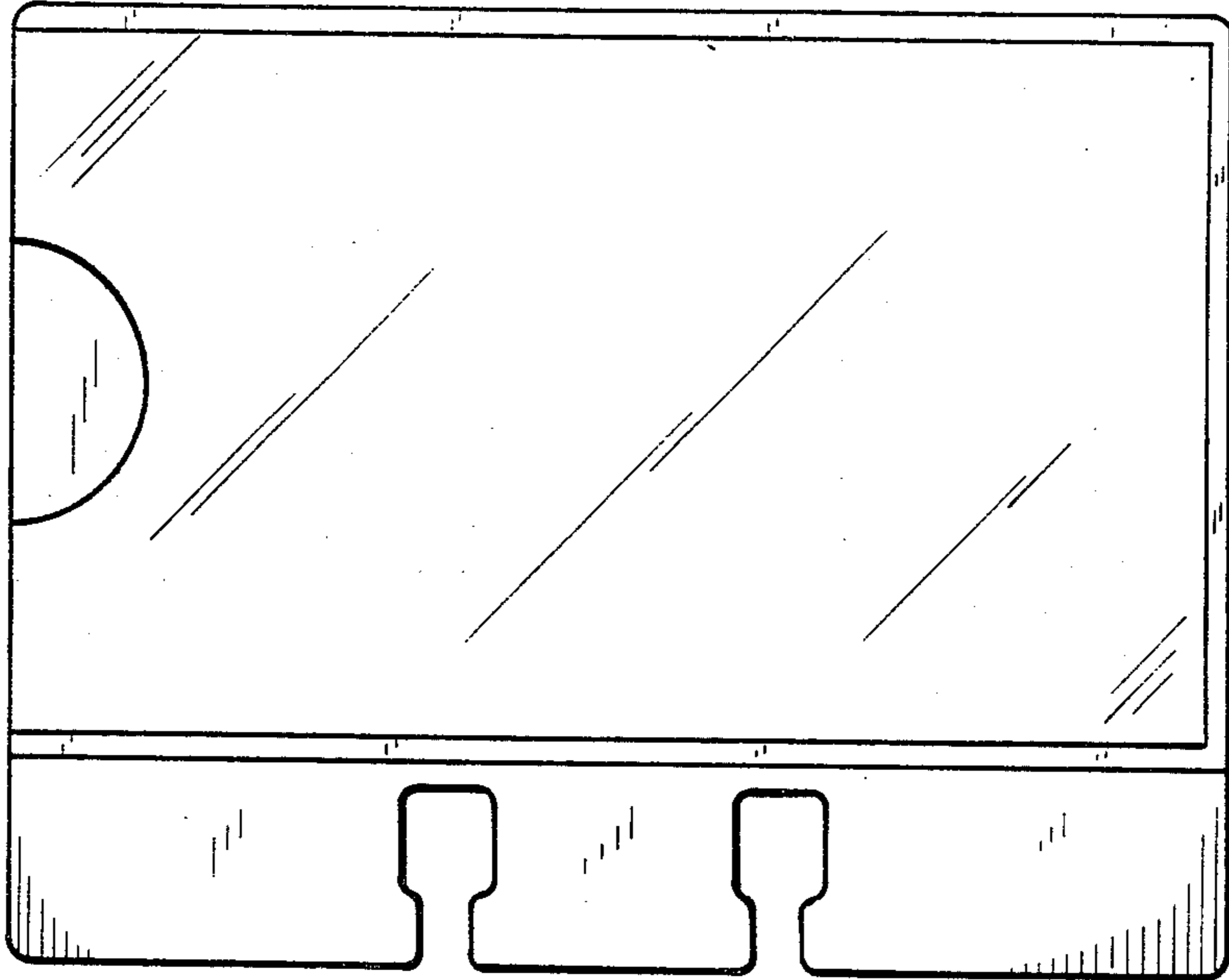


FIG. 1

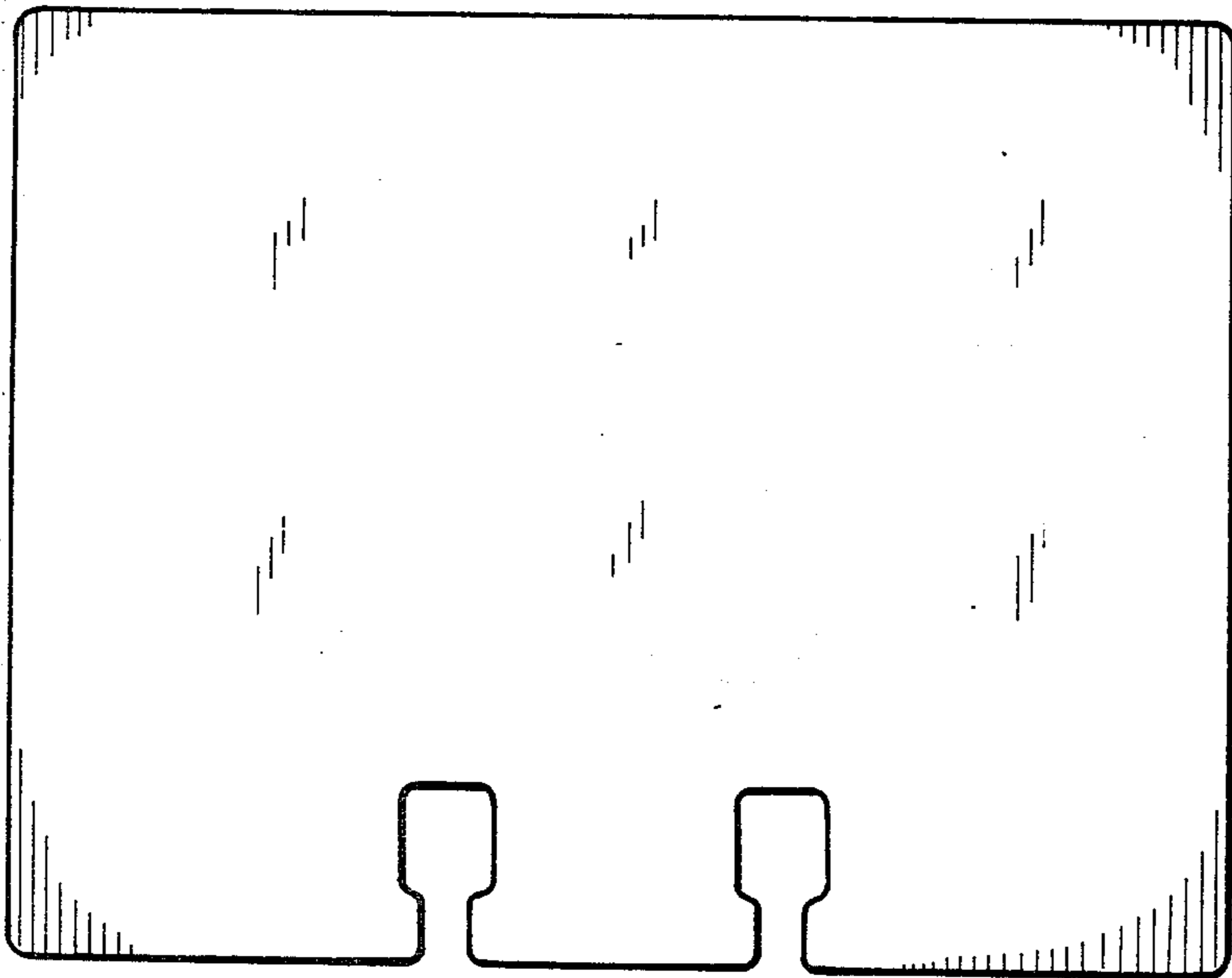


FIG. 2




FIG. 3



FIG. 4



FIG. 5



FIG. 6