

[54] DESK-TOP ELECTRONIC CALCULATOR

[75] Inventors: Eiichi Yoshioka, Abiko; Kaname Suwa, Yokohama, both of Japan

[73] Assignee: Canon Kabushiki Kaisha, Tokyo, Japan

[**] Term: 14 Years

[21] Appl. No.: 672,690

[22] Filed: Nov. 19, 1984

[30] Foreign Application Priority Data

Jun. 1, 1984 [JP] Japan 59-22804

[52] U.S. Cl. D18/7

[58] Field of Search D18/36-38, D18/11, 12; D14/100; 364/706-710; 200/5 A

[56] References Cited

U.S. PATENT DOCUMENTS

- D. 269,277 6/1983 Yoshioka et al. D18/7
- D. 274,822 7/1984 Yamagami et al. D18/7
- D. 279,109 6/1985 Yubisui et al. D18/7

OTHER PUBLICATIONS

HFD-Retailing Home Furnishings, 3/30/81, section one p. 48-Solar Calculator at top. Merchandising, 10/1983, p. 23-Sharp Calculator at upper center.

Primary Examiner—Louis S. Zarfes
Attorney, Agent, or Firm—Fitzpatrick, Cella, Harper & Scinto

[57] CLAIM

The ornamental design for a desk-top electronic calculator, as shown and described.

DESCRIPTION

FIG. 1 is a front elevational view of a desk top electronic calculator showing our new design; FIG. 2 is a rear elevational view thereof; FIG. 3 is a top plan view thereof; FIG. 4 is a bottom plan view thereof; FIG. 5 is a side elevational view as seen from the left of FIG. 1; FIG. 6 is a side elevational view as seen from the right of FIG. 1 and FIG. 7 is a perspective view of the desk-top electronic calculator.




FIG. 1

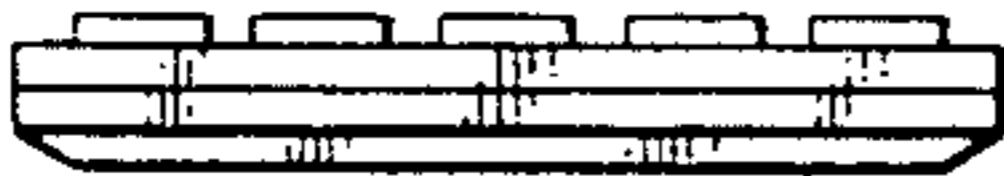


FIG. 2




FIG. 3

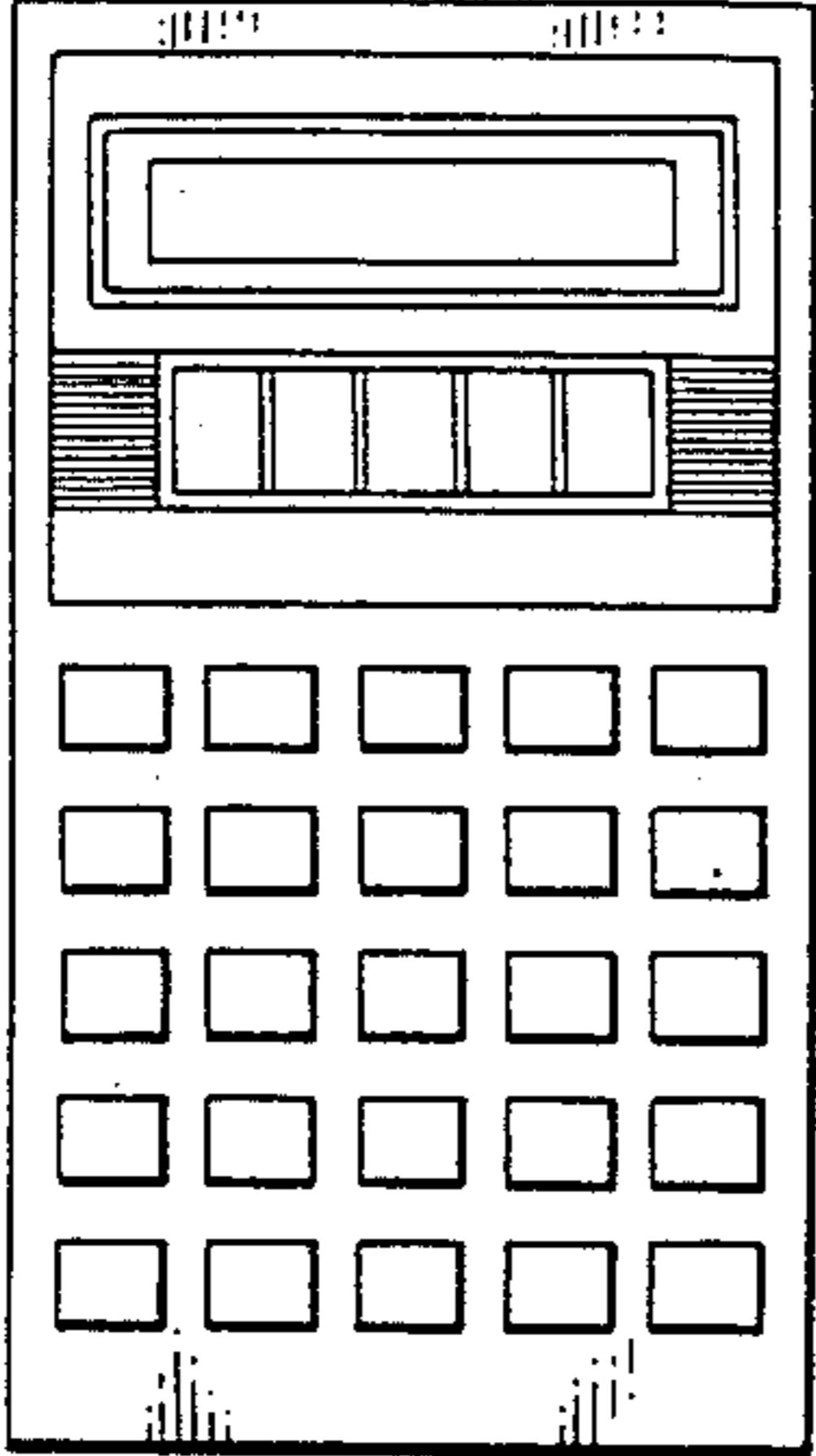


FIG. 4

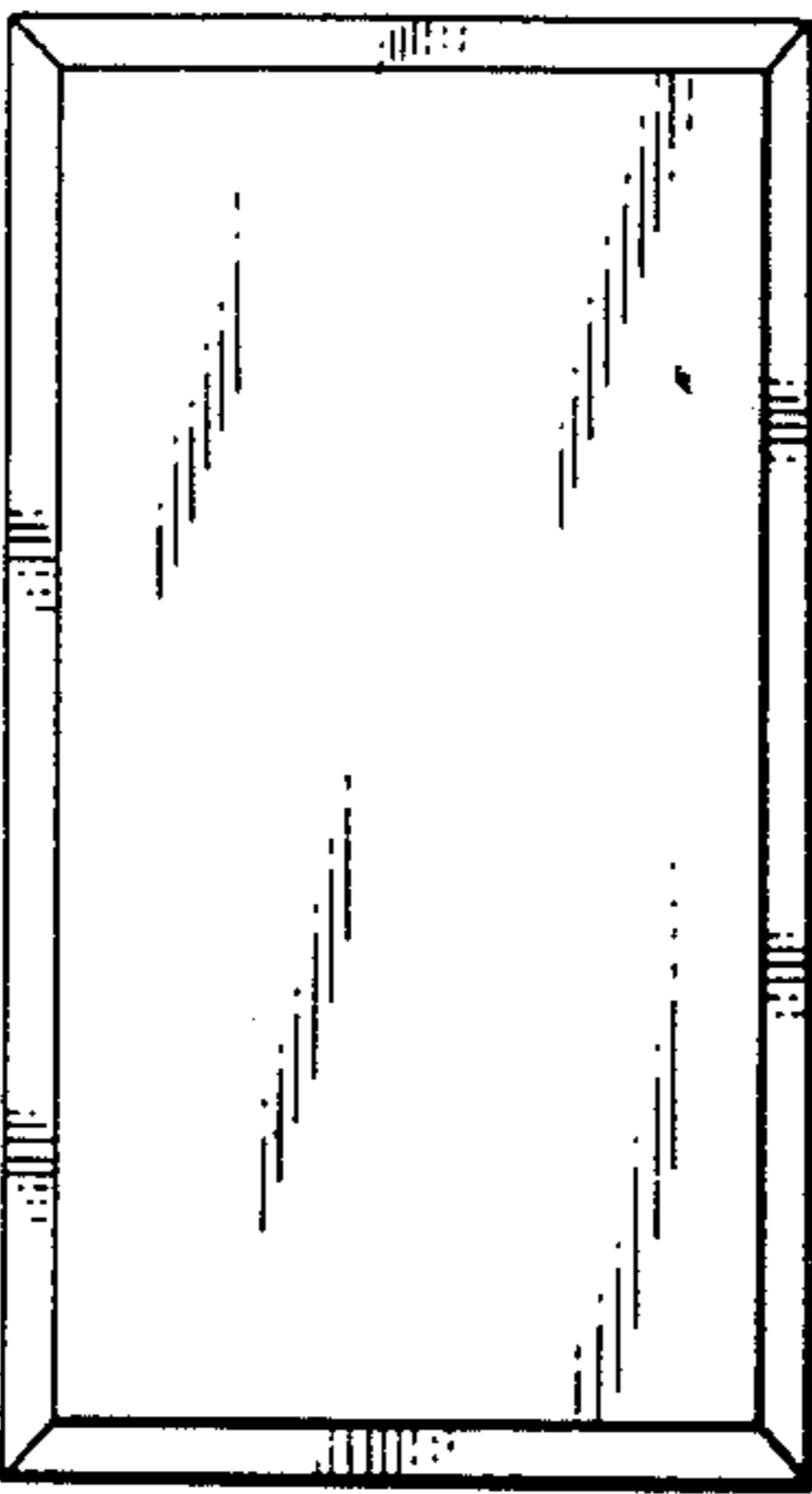


FIG. 5

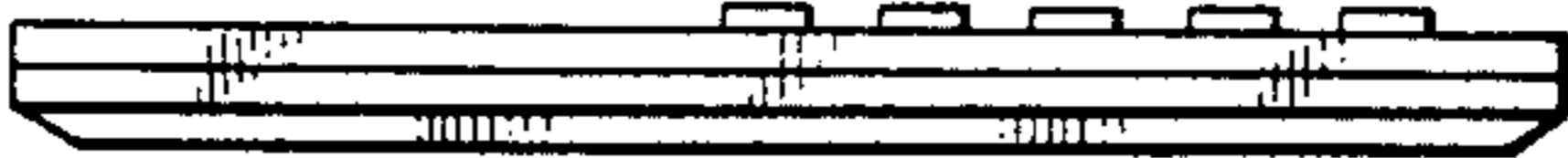


FIG. 6

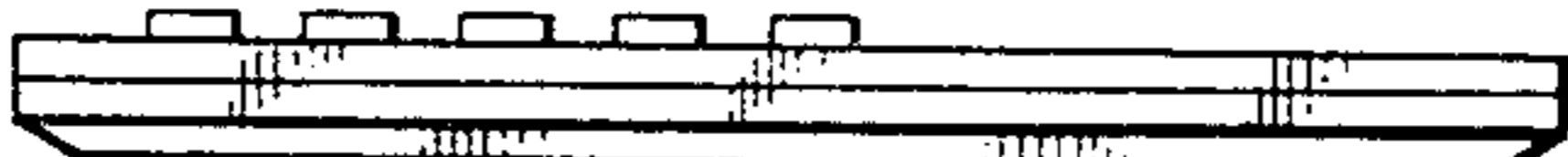


FIG. 7

