

[54] **KEYBOARD**

[75] Inventors: Diab E. Freige, Los Altos; Leroy B. Keely, Portola Valley; Michael J. Nuttall, Palo Alto, all of Calif.

[73] Assignee: Convergent Technologies, Inc., San Jose, Calif.

[\*\*] Term: 14 Years

[21] Appl. No.: 608,064

[22] Filed: May 8, 1984

[52] U.S. Cl. .... D14/100

[58] Field of Search ..... D14/100-117;  
340/365 R, 711; 235/145 R; 400/472, 492, 496, 682

[56] **References Cited**

**U.S. PATENT DOCUMENTS**

D. 270,729	9/1983	Lahey et al. ....	D14/100
D. 276,230	11/1984	Akiyama .....	D14/100
4,527,149	7/1985	Swensen .....	340/365 R

**OTHER PUBLICATIONS**

Computer Design, 5-1982, p. 61, Tandem 6530 display terminal keyboard.

Design, 12-1980, p. 48, Convergent Technologies keyboard.

*Primary Examiner*—Susan J. Lucas

*Attorney, Agent, or Firm*—Townsend and Townsend

[57] **CLAIM**

The ornamental design for a keyboard, as shown and described.

**DESCRIPTION**

FIG. 1 is a perspective view of a keyboard showing our new design;

FIG. 2 is a top plan view thereof;


FIG. 3 is a front elevational view thereof;

FIG. 4 is a right side elevational view thereof;

FIG. 5 is a left side elevational view thereof;

FIG. 6 is a rear elevational view thereof; and

FIG. 7 is a bottom view thereof.






FIG. 1.

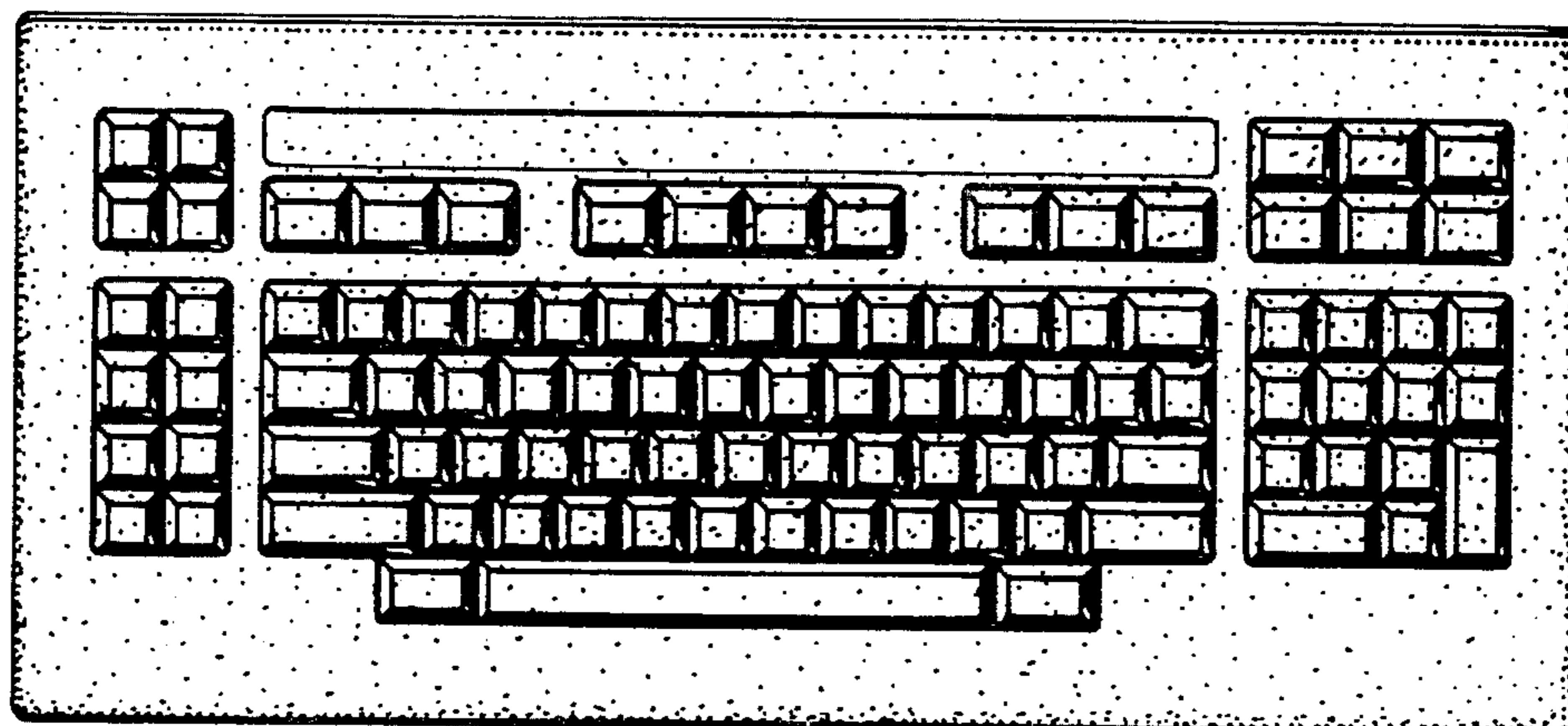


FIG. 2.

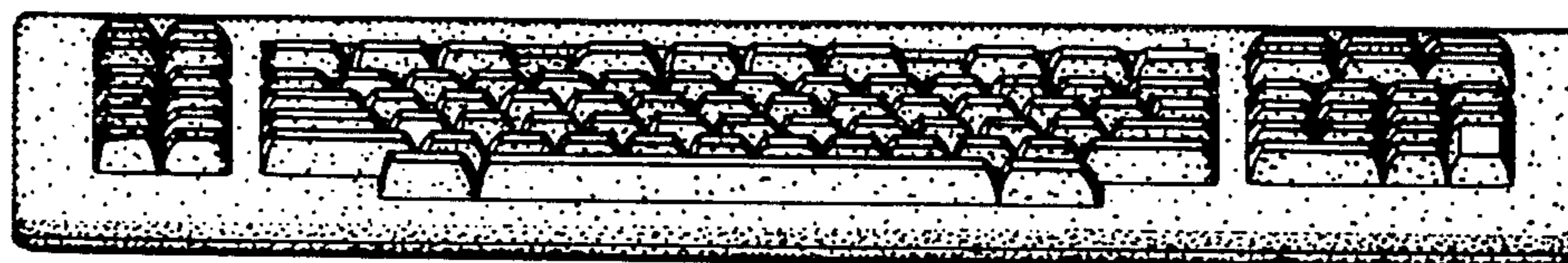


FIG. 3.

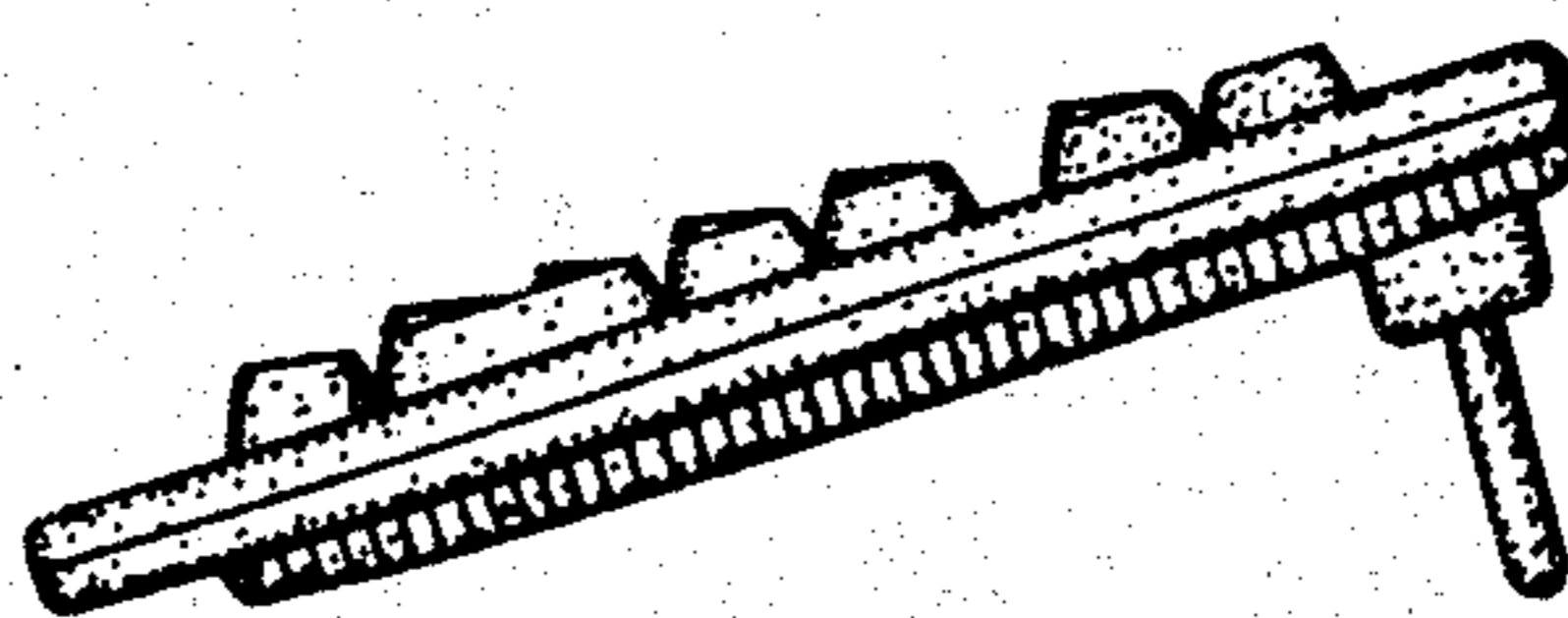


FIG. 4.




FIG. 5.

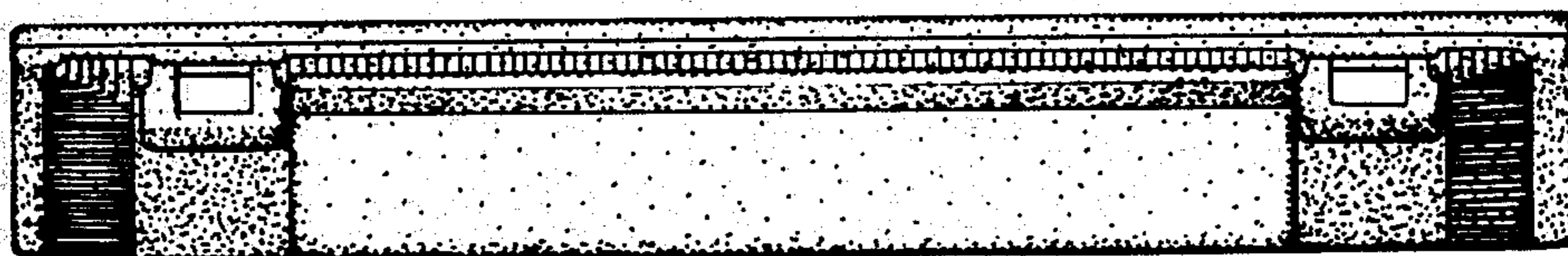


FIG. 6.

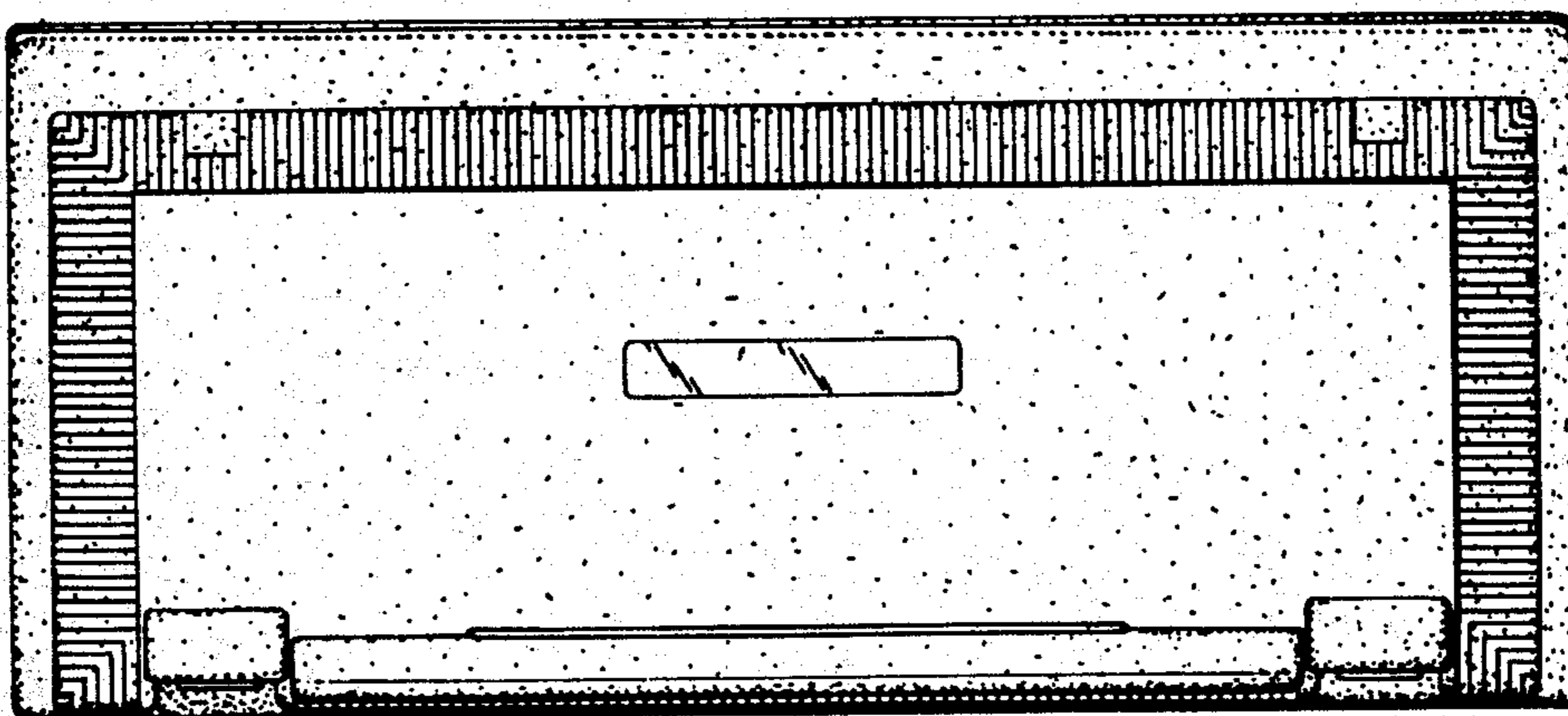


FIG. 7.