

United States Patent [19]

Beese

[11] Patent Number: **Des. 285,921**

[45] Date of Patent: **** Sep. 30, 1986**

[54] **TELEPHONE SET**

[75] Inventor: **Hedda Beese, London, England**

[73] Assignee: **International Standard Electric Corporation, New York, N.Y.**

[**] Term: **14 Years**

[21] Appl. No.: **620,416**

[22] Filed: **Jun. 14, 1984**

[30] **Foreign Application Priority Data**

Jan. 4, 1984 [GB] United Kingdom 1017154

[52] U.S. Cl. **D14/53; D14/62; D14/63**

[58] Field of Search D14/52, 53, 58, 62, D14/66, 59, 60, 100; 340/365 R; 200/5 A; 400/488, 492; 179/90 K, 179, 100 R, 100 D, 100 C, 101, 103

[56] **References Cited**

U.S. PATENT DOCUMENTS

D. 257,976 1/1981 Schmidt D14/100

D. 263,049	2/1982	Cobb	D14/63
D. 270,835	10/1983	Taylor	D14/63
D. 279,106	4/1985	Sawada et al.	D14/100
D. 279,188	6/1985	Satake	D14/100
D. 280,617	9/1985	Inaba	D14/62
3,971,902	7/1976	Wulf et al.	200/5 A
4,002,892	1/1977	Zielinski	200/5 A
4,032,729	6/1977	Korstiner	200/5 A
4,272,657	6/1981	Iijima	200/5 A
4,356,358	10/1982	Fukukura	200/5 A

Primary Examiner—Wallace R. Burke

Assistant Examiner—Horace B. Fay

Attorney, Agent, or Firm—John T. O'Halloran; Mary C. Werner

[57] **CLAIM**

The ornamental design for a telephone set, as shown.


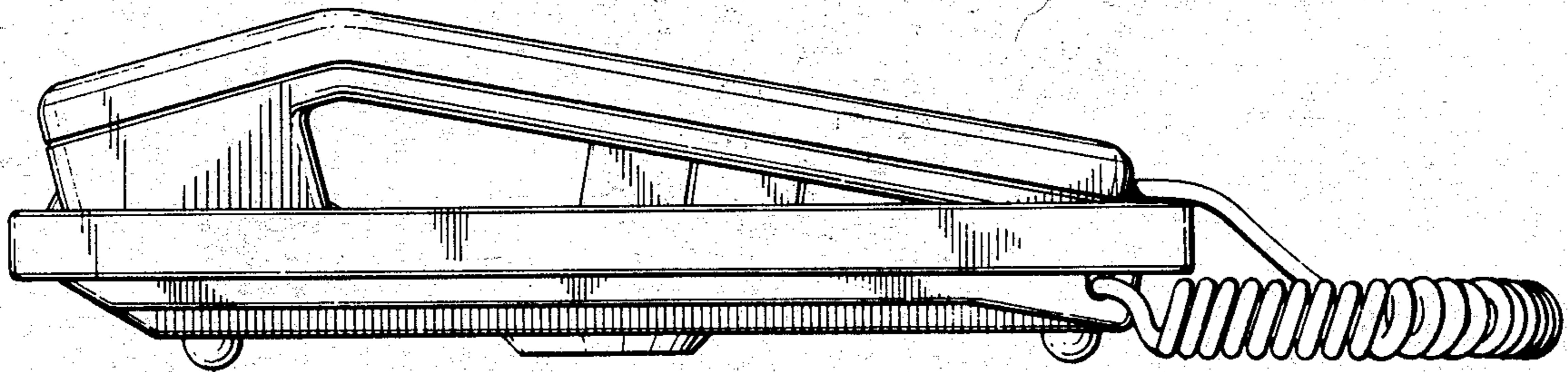
DESCRIPTION

FIG. 1 is a front, top and right side perspective view of a telephone set showing my new design;

FIG. 2 is a left side elevational view;

FIG. 3 is a rear elevational view; and

FIG. 4 is a bottom plan view.



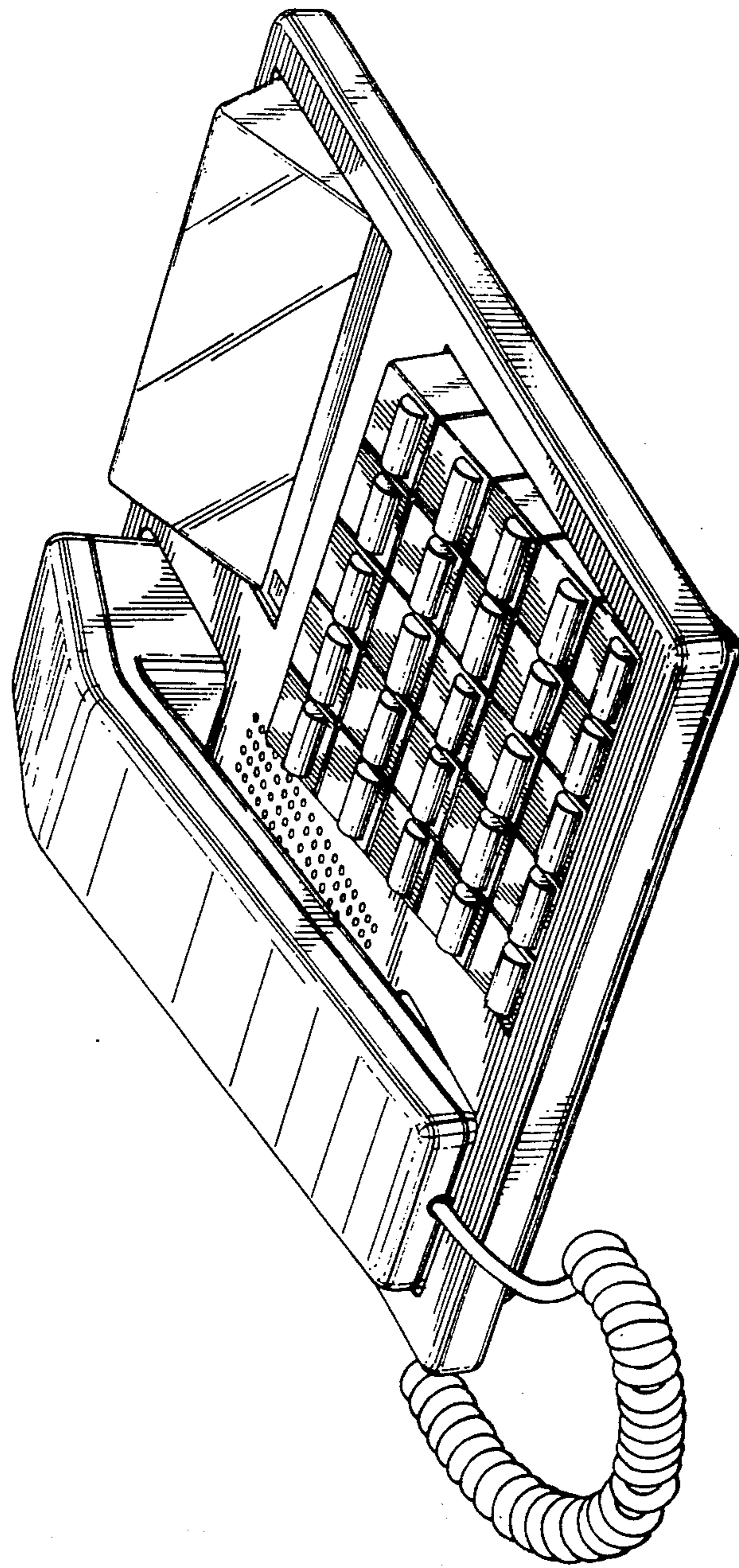


Fig. 1.

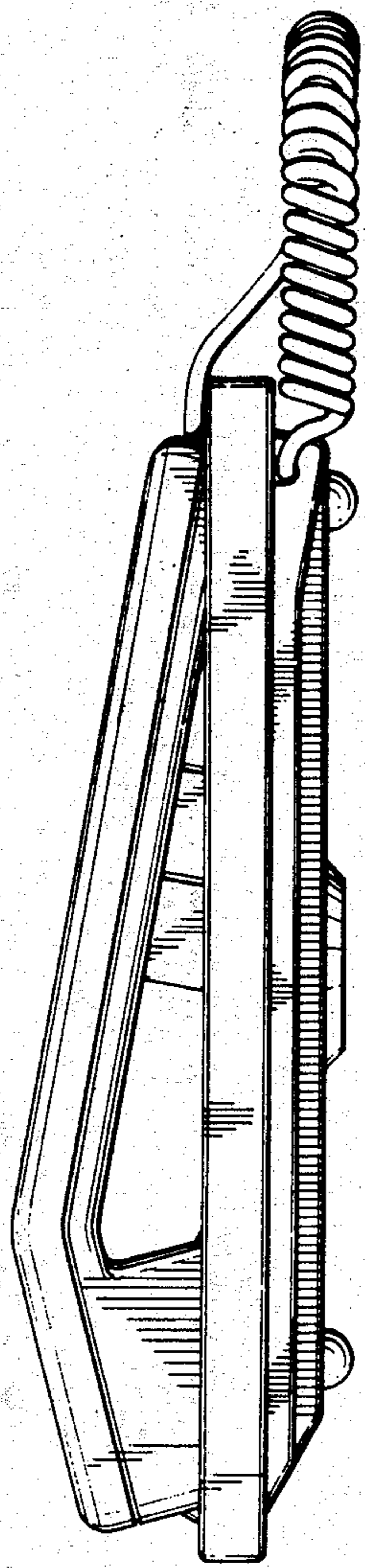


Fig. 2.

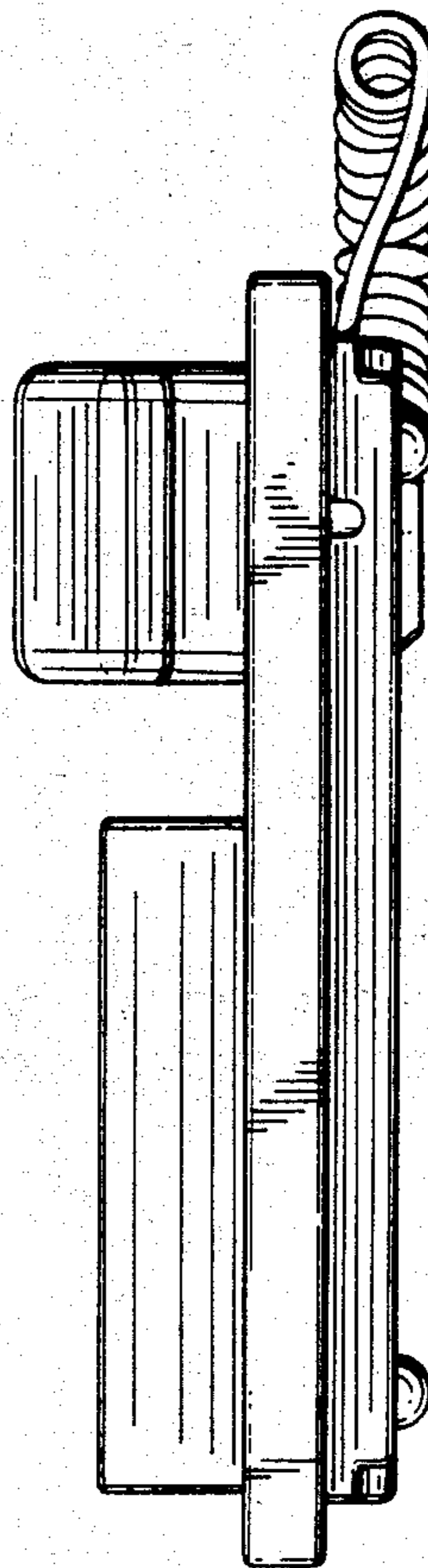


Fig. 3.

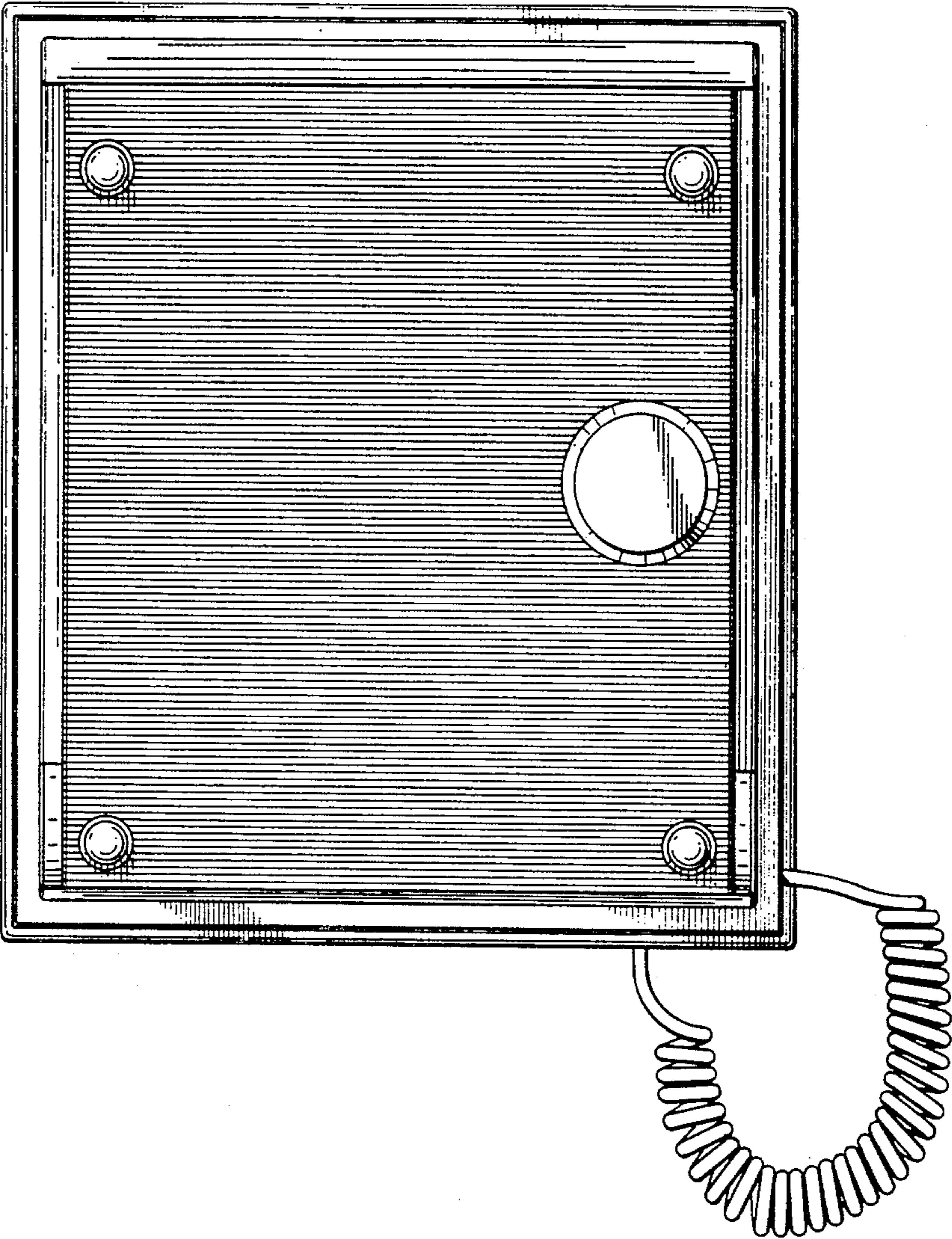


Fig. 4.