

[54] WRIST WATCH

[76] Inventor: Jeffrey Maron, 248 Lafayette St., New York, N.Y. 10012

[\*\*] Term: 14 Years

[21] Appl. No.: 585,510

[22] Filed: Mar. 2, 1984

[52] U.S. Cl. .... D10/30

[58] Field of Search ..... D10/30-33, D10/37-39, 122-128; 368/276-278, 280-283, 285, 294, 295

[56] References Cited

U.S. PATENT DOCUMENTS

D. 224,550	8/1972	Fainsilber et al. ....	D10/127 X
D. 226,123	1/1973	Burroughs .....	D10/30 X
D. 251,373	3/1979	Herz .....	D10/124
2,510,938	6/1950	Boots .....	63/4 X

FOREIGN PATENT DOCUMENTS

346167 6/1960 Switzerland ..... D10/124

OTHER PUBLICATIONS

European Jeweler, 6/1973, p. 26-Watch at bottom center.

Primary Examiner—Louis S. Zarfes  
Attorney, Agent, or Firm—Clay Holland, Jr.

[57] CLAIM

The ornamental design for a wrist watch, substantially as shown.

DESCRIPTION

FIG. 1 is a top plan view of a wrist watch, showing my new design;  
FIG. 2 is a side elevational view thereof, showing a winding stem;  
FIG. 3 is the opposite side elevational view of my watch design;  
FIG. 4 is a bottom plan view thereof; and  
FIG. 5 is an end elevational view thereof.

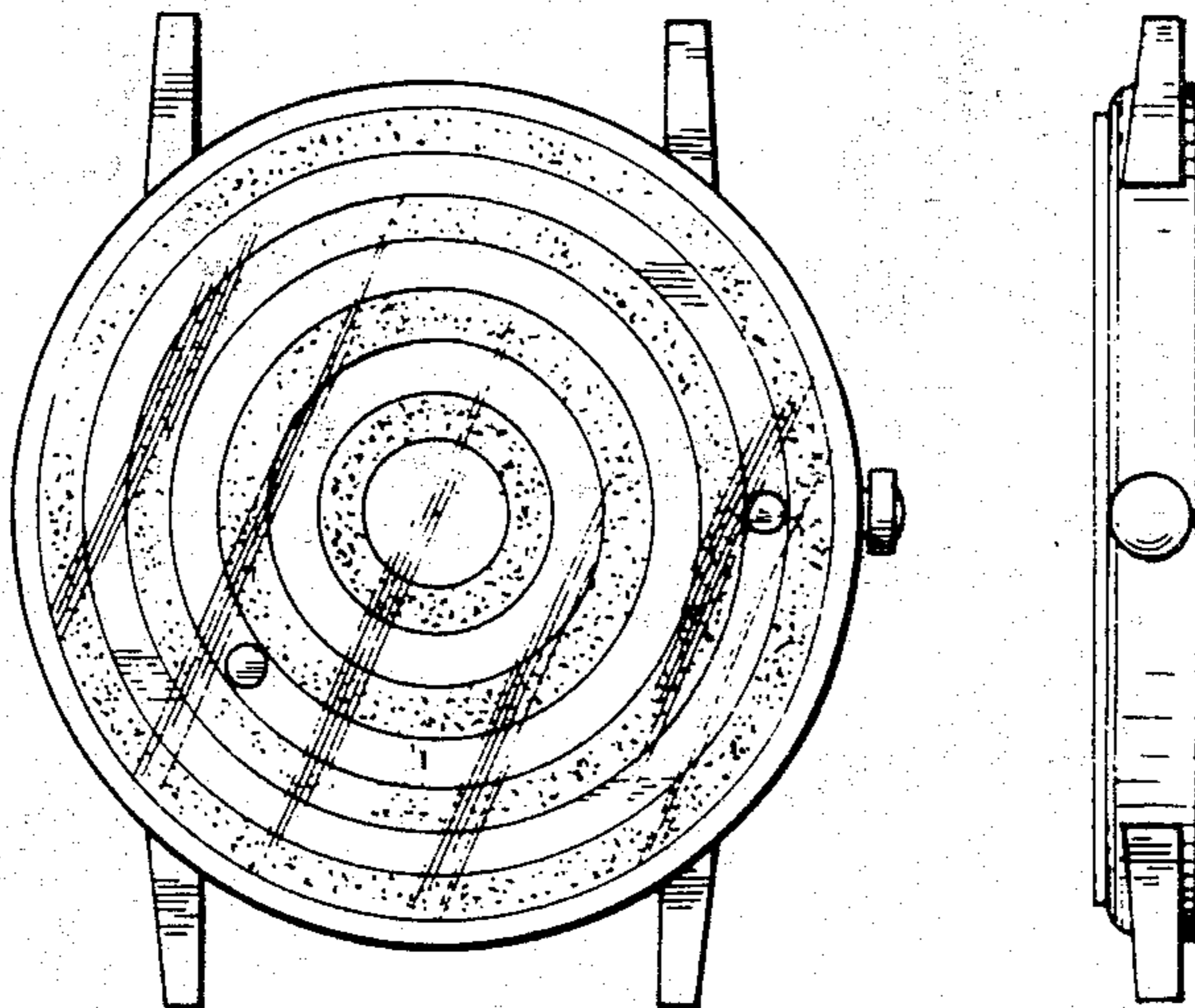


FIG. 3



FIG. 1

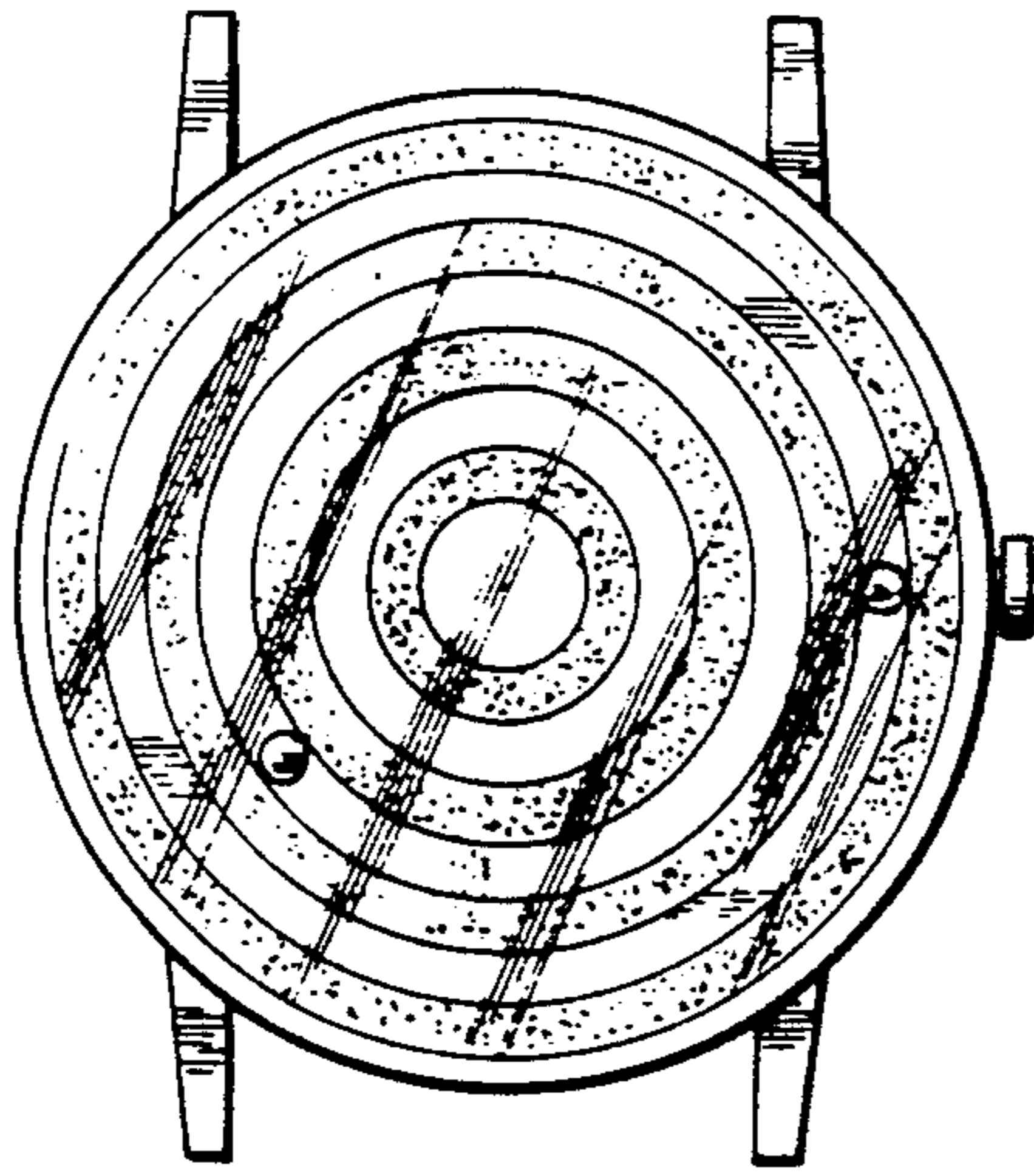


FIG. 2



FIG. 5




FIG. 4

