

[54] MULTI-FUNCTIONAL TOOL

[75] Inventor: Hing W. Chan, New Territories, Hong Kong

[73] Assignee: Hing Wah Houseware Manufactory Limited, Hong Kong

[**] Term: 14 Years

[21] Appl. No.: 515,312

[22] Filed: Jul. 18, 1983

[30] Foreign Application Priority Data

Jan. 21, 1983 [GB] United Kingdom 831010945

[52] U.S. Cl. D8/105; D8/99

[58] Field of Search D8/51, 52, 54-60, D8/25, 26, 14, 104, 105, 106, 99; 7/118, 119, 129, 132, 142, 163, 164, 166, 167; D8/17-20

[56] References Cited

U.S. PATENT DOCUMENTS

- D. 108,702 3/1938 Monaghan D8/18
- D. 201,710 7/1965 Monek D8/19
- D. 266,479 10/1982 Hayakawa D8/17
- 145,500 12/1873 Hardie 7/142

FOREIGN PATENT DOCUMENTS

478014 2/1928 Fed. Rep. of Germany 7/118

Primary Examiner—Susan J. Lucas
Assistant Examiner—C. E. Heflin
Attorney, Agent, or Firm—Darby & Darby

[57] CLAIM

The ornamental design for a multi-functional tool, as shown and described.

DESCRIPTION

FIG. 1 is a rear view of the multi-functional tool showing my new design; with the handle portion shown separated from the blade portion for illustrative purposes only;

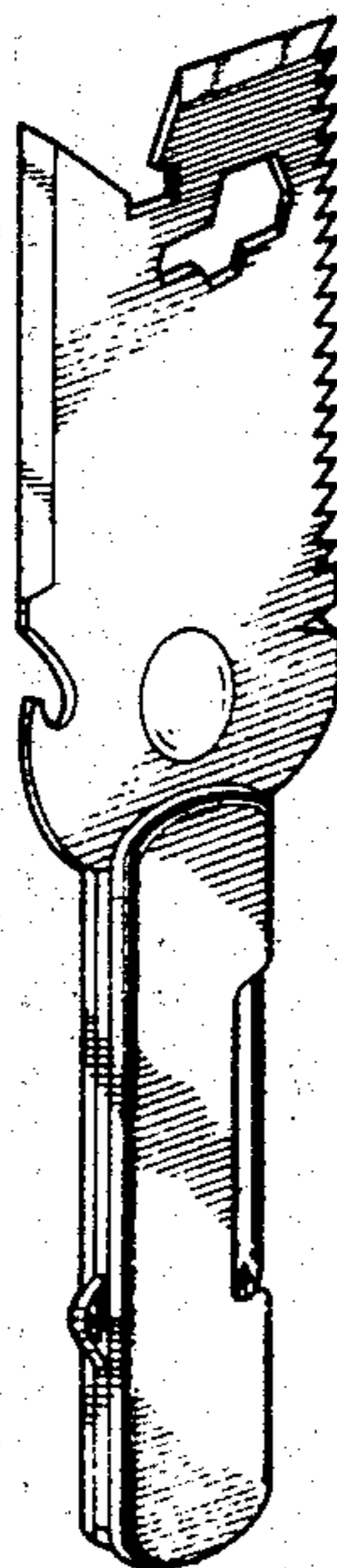
FIG. 2 is a side view thereof;

FIG. 3 is a front view thereof;

FIG. 4 is a perspective view thereof taken from the front and one side with the handle and blade portions shown combined;

FIG. 5 is an opposite side view thereof;

FIG. 6 is an opposite perspective view thereof taken from the rear and one side with the handle and blade portions shown combined.



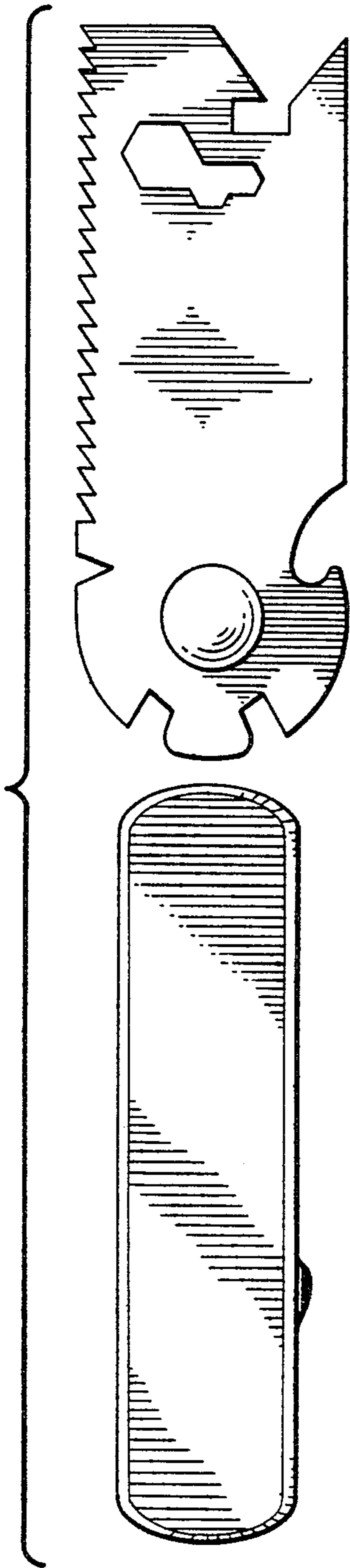


FIG. 1

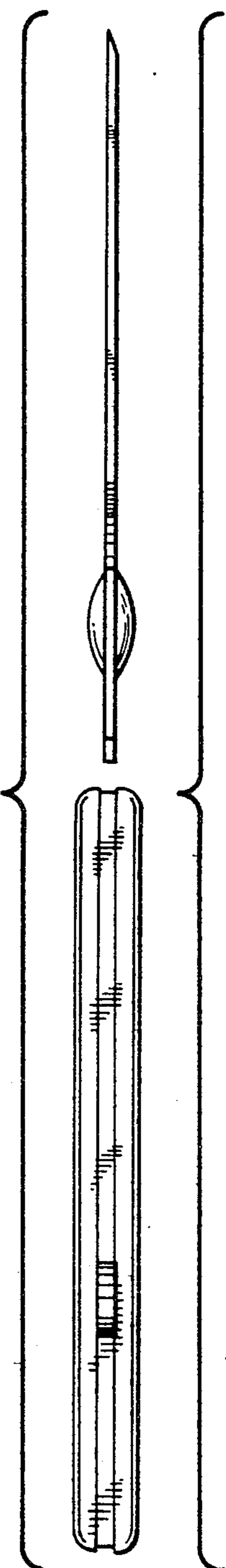


FIG. 2




FIG. 3

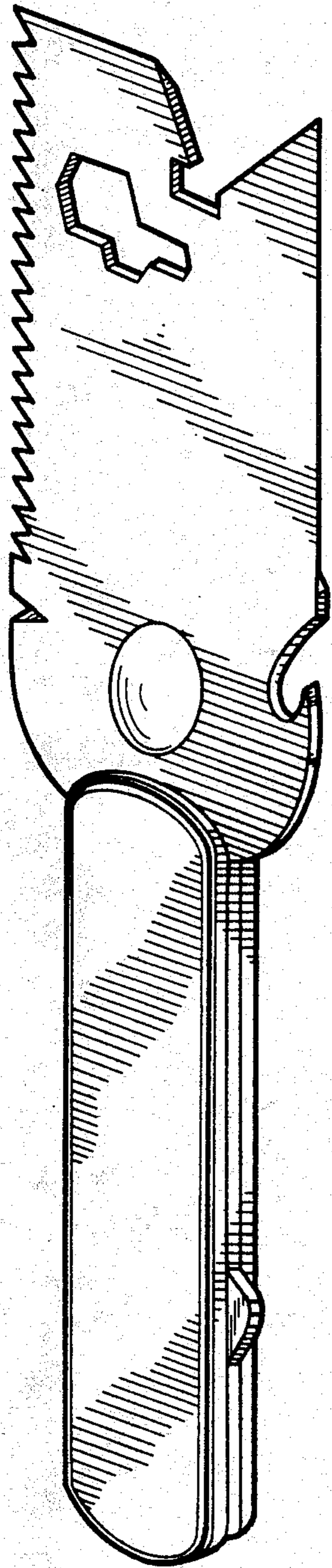


FIG. 6

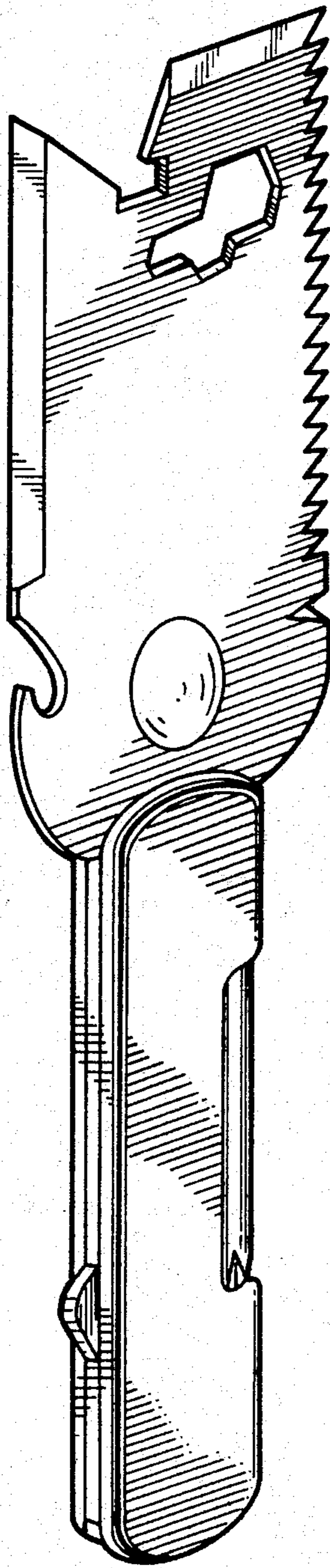


FIG. 4

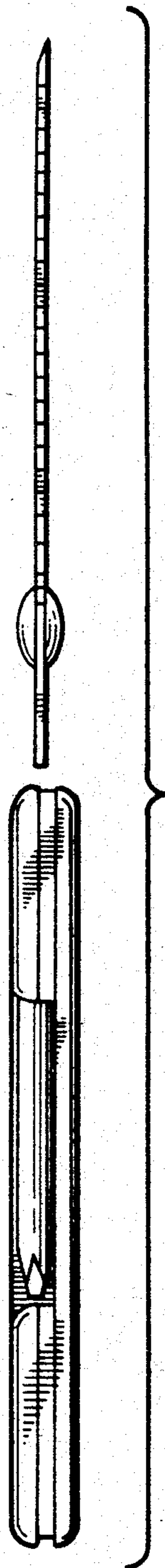


FIG. 5